



HOLY EUCHARIST CATHOLIC PRIMARY SCHOOL



1a Oleander Drive, St Albans South VIC 3021

www.hestalbanssth.catholic.edu.au

Mandarin Term 2

Grade Prep

Feel free to ask me any question relating to your Mandarin lessons!

Please stay safe!

Mrs. Huynh

Mrs. Huynh's email is:

linda.huynh@hestalbanssth.catholic.edu.au

Week 3

Revision: Activity 1 –of Counting from 1-10

1. Look at the numbers chart below and try to read the Chinese numbers 1-10.
2. If you have access to internet, click on the links below.

* Learn to write and count from 1—10 in Mandarin: Flashcards for kids

https://www.youtube.com/watch?v=qMHMxGiop_M&t=39s

Numbers chart

one		yī	1
two		èr	2
three		sān	3
four		sì	4
five		wǔ	5
six		liù	6
seven		qī	7
eight		bā	8
nine		jiǔ	9
zero		líng	0
ten		shí	10

If you didn't complete the activity 2 and 3 from Week 2, you can continue to finish it.

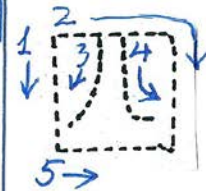
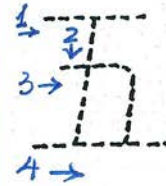





Activity 2-- Tracing the Chinese number on the Number book (1---5.)

If you have the Chinese number book from the teacher, use it to trace the number characters.

Activity 3 – Number work sheet




















Trace the Chinese numbers (1—5), then draw a line to match with the pictures.

Number work sheet



Activity 4 – Use one hand to count the Chinese numbers 1—10

This week you will learn to count from (1-5) using your fingers, then next week you will learn to count from (6-10).

				
1	2	3	4	5
yī	èr	sān	sì	wǔ
				
				
6	7	8	9	10
liù	qī	bā	jiǔ	shí
				

SEE YOU NEXT WEEK!