

Grade 2
Remote Learning
Take Home Pack

Term 2 Week 1

Name: _____

Remote Learning

During Term 2, 2020, all students will be learning remotely. Grade 2 students are able to contact their teacher through ClassDojo or by email (listed below).

The work program for each week can be found on the school website, on ClassDojo and also in this take home pack.

It is recommended that each day consists of:

- 45-60 minutes of literacy activities (reading, spelling and writing)
- 30-45 minutes of numeracy activities
- 30-45 minutes Additional learning areas, play-based learning and physical activity

Take Home packs can be collected from the School Hall on Fridays between 8:45am-9:00am or between 3.15pm-3.30pm. If you need supplies, such as pencils, scissors, rulers etc, they can also be collected from the classroom.

Contact Emails:

2JK Miss Jess Kerlin

Jessica.Kerlin@hestalbanssth.catholic.edu.au

2JM Miss Julie Murnane

Julie.Murnane@hestalbanssth.catholic.edu.au

2TT Miss Thy Tran

Thy.Tran@hestalbanssth.catholic.edu.au

2VF Ms Vivian Faraj

Vivian.Faraj@hestalbanssth.catholic.edu.au

Spelling Words for Week 1

	Group 1	Group 2	Group 3	Group 4
Wk 1	1. Ant 2. Can 3. Cat 4. Dad 5. Daddy 6. That 7. Am 8. At 9. As 10.Sat	1. Snail 2. Aim 3. Mail 4. Paid 5. Chain 6. Nail 7. Pain 8. Fail 9. Claim 10.Paint	1. Waist 2. Main 3. Trail 4. Frail 5. Braid 6. Train 7. Trainer 8. Training 9. Trained 10.Praise	1. Praising 2. Abstain 3. Strain 4. Complai 5. Painful 6. Afraid 7. Unafraid 8. Contain 9. Entertain 10.Explain

Grade 2 Remote Learning

WEEK 1	Monday	Tuesday	Wednesday	Thursday	Friday
Literacy 45-60 minutes			<p>1. Reading: Australia Marsupials (Study Ladder)</p> <p>2. Spelling activity: Pyramid spelling.</p> <p>3. Writing Activity: My Holiday Snapshot</p>	<p>1. Reading: Spelling and Grammar Week 1 (Study Ladder)</p> <p>2. Spelling activity: Rainbow words.</p> <p>3. Writing Activity: My Best Day</p>	<p>1. Reading: Solid or Liquid (Epic)</p> <p>2. Spelling activity: Silly Script.</p> <p>3. Writing Activity: Grammar: Compound sentences (joining sentences using conjunctions)</p>
Numeracy 30-45 minutes			<p>Starter: https://mathsstarters.net/numofthedayjunior</p> <p>Focus Task:</p> <ul style="list-style-type: none"> Complete the Name the shape worksheet. Find objects in your house that are the different shapes. 	<p>Starter: Doubling numbers.</p> <p>Focus Task:</p> <ul style="list-style-type: none"> Watch a video about sides of shapes. Complete the Sides of shapes worksheet. 	<p>Starter: Skip counting by 5's. Start at 5 and then challenge yourself to start at 7.</p> <p>Focus Task:</p> <ul style="list-style-type: none"> Play along with Jack Hartman. Complete the 2D properties worksheet.
Additional learning areas, play-based learning and physical activity 30-45 minutes			<p>Religion:</p> <ol style="list-style-type: none"> Where did they go worksheet Word search 	<p>Physical Activity: Bear Hunt Yoga Tutorial: https://www.youtube.com/watch?v=KAT5NiWHFIU&t=42s</p> <p>OR</p> <p>Practice yoga poses using the poster provided.</p>	<p>Art: Drawing Practise.</p> <p>Take your time to copy each picture into the box below it. Do not rush this, you need to copy it as exact as possible.</p>

Wednesday 15th April, 2020

Reading:

www.studyladder.com

Go to your Studyladder and read "Australian Marsupials". You can listen to it if you click on the



Then answer the questions. Choose the correct answer.

If you can't access it online then read it here and complete the worksheet on the next page.

Australian Marsupials


Marsupials are animals that have a pouch for their babies. Many marsupials live in Australia.



Marsupial babies are called joeys. They are tiny when they are born then develop in the pouch.



Kangaroos and wallabies carry joeys in their pouches until they are six to nine months old. Koalas carry their joeys on their backs when they are too big for their pouch.



Possums and wombats have pouches too. The wombat's pouch opens backwards so babies don't get dirt on them when mum is digging.



So many marsupials live in Australia and they all have pouches!

Write a word that will make sense in the sentence.

- 1) Marsupials are animals that have a _____ for their babies.
- 2) Marsupial babies are called _____.
- 3) The babies are _____ when they are born.
- 4) Wombats have a pouch that opens _____.
- 5) Koala joeys ride on their mother's _____ when they are too big for the pouch.

Circle these words in the puzzle.

m	a	r	s	u	p	i	a	l	k
p	k	a	w	o	m	b	a	t	a
o	p	o	u	c	h	b	o	r	n
s	b	b	a	c	k	c	d	j	g
s	e	f	g	l	h	i	j	o	a
u	k	l	m	n	a	o	p	e	r
m	d	e	v	e	l	o	p	y	o
b	a	c	k	w	a	r	d	s	o
b	a	b	i	e	s	t	u	v	w

marsupial

kangaroo

wombat

koala

possum

babies

pouch

born

backwards

back

joey

develop

Where do you think these marsupials sleep?

kangaroo



koala



wombat



possum



Spelling:

Pyramid Spelling- Spell each of your words by adding just one letter at a time to make a pyramid.


For example:

S
S n
S n a
S n a i
S n a i l

Writing

Thinking about our Easter Holiday, draw a picture in each of the boxes to match what it says.

My Holiday Snapshots

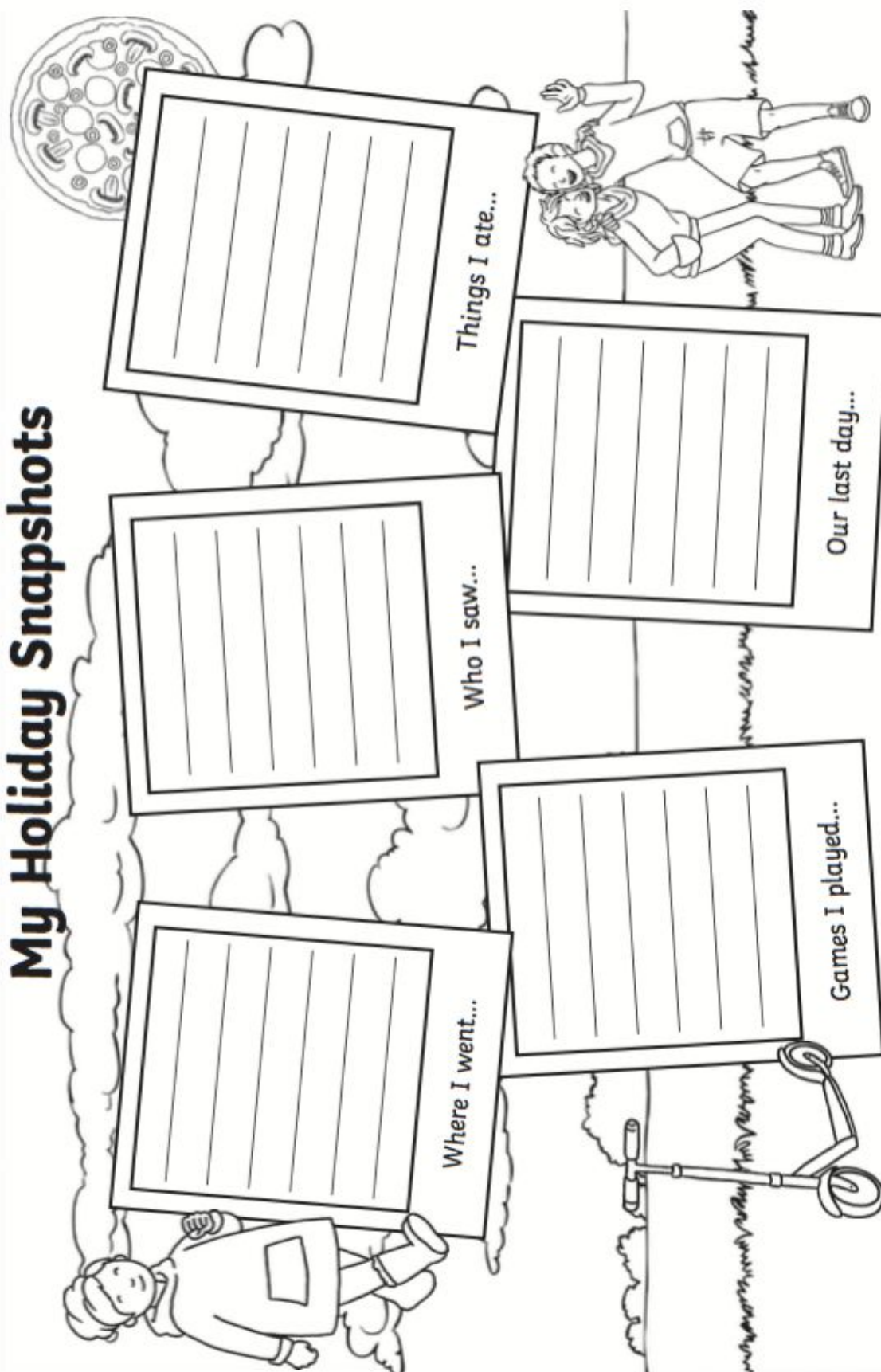


visit [twinkl.com.au](https://www.twinkl.com.au)



Thinking about our Easter Holiday, write a few sentences in each of the boxes to match what it says.

My Holiday Snapshots



Complete the starter of the day activity either below or online:

(<https://mathsstarters.net/numofthedayjunior>)

Number of the Day:

175

1. Write the number in words:

2. What number comes next? _____

3. What number is 10 more? _____

4. What number is 15 less? _____

5. Count up by 10s: **175**, ____, ____, ____

6. Is it even or odd? _____

7. Partition the number using place value:

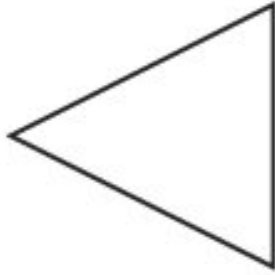
____ Hundreds, ____ Tens, ____ Ones

8. Arrange these numbers from smallest to largest: 175, 182, 157

Complete this worksheet about 2D shapes. When you have finished, find different shapes around your house that match the shapes on the sheet and record them.

If you can access ClassDojo, write to your teacher or post a photo of the shapes that you have found.

Name the 2D Shape



Number of sides _____

Name _____



Number of sides _____

Name _____



Number of sides _____

Name _____



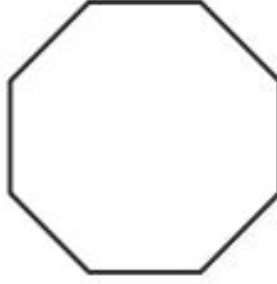
Number of sides _____

Name _____



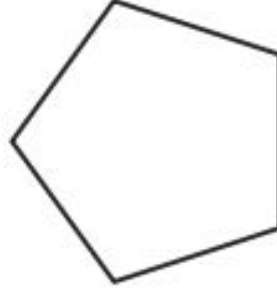
Number of sides _____

Name _____




Number of sides _____

Name _____



Number of sides _____

Name _____



Number of curved sides _____

Name _____

Religion:

Complete two religion activities.

Activity 1:

Use the key to answer the question. The number in the column (vertical line) represents the first digit.
The number in the row (horizontal line) represents the second digit/

BibleWise

Where Did They Go?


Use the key to answer the question below.

KEY

	1	2	3	4	5
1	A	B	C	D	E
2	F	G	H	I	J
3	K	L	M	N	O
4	P	Q	R	S	T
5	U	V	W	X	Y
6	Z	.	,	.	

EXAMPLE:

<u>H</u>	<u>A</u>	<u>V</u>	<u>E</u>
23	11	52	15
<u>F</u>	<u>U</u>	<u>N</u>	
21	51	34	



After escaping from Pharaoh and wandering 40 years through the desert, where did Moses lead the Children of Israel for a new beginning?

 4 5 2 3 1 5

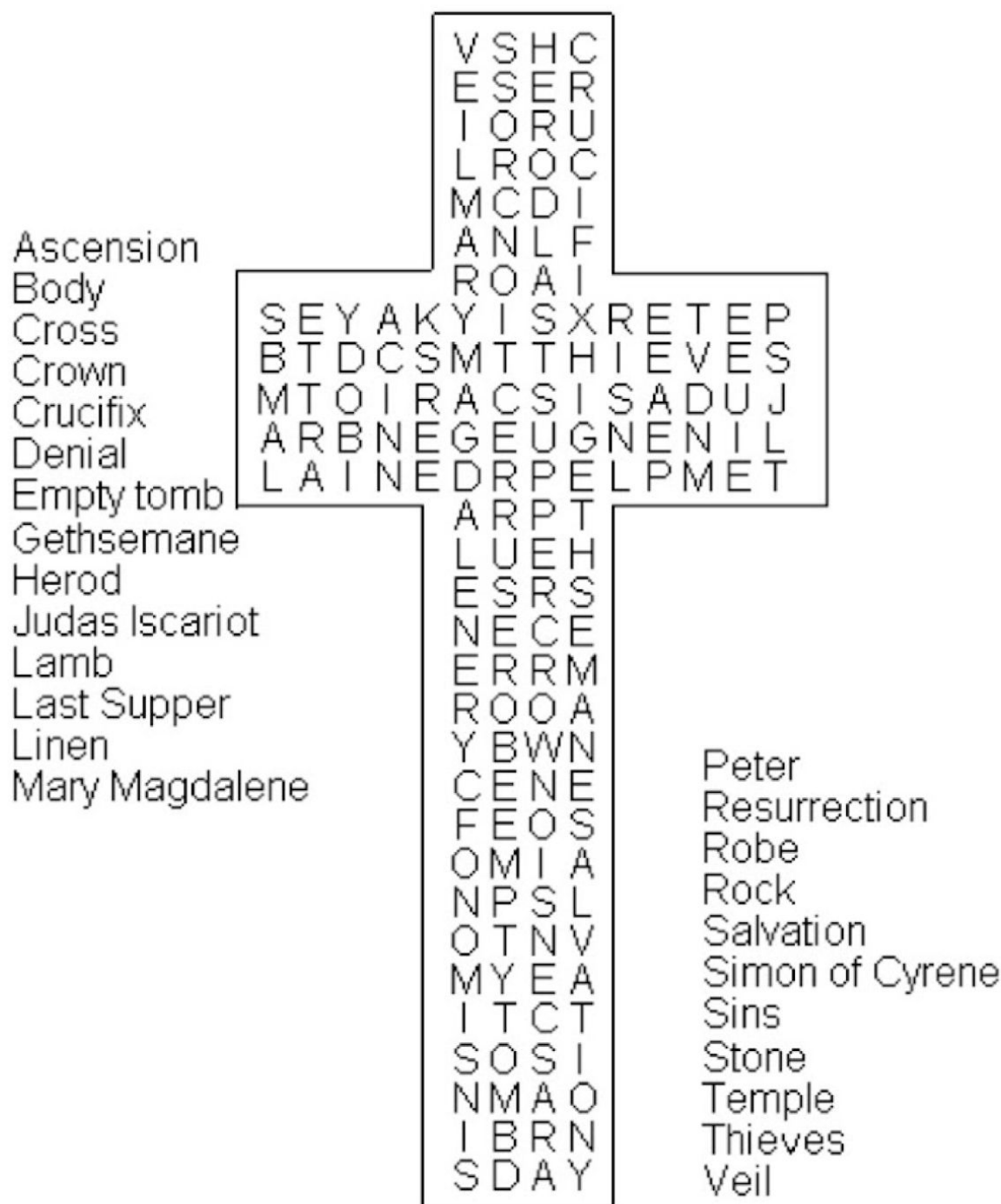
 4 1 4 3 3 5 3 3 2 4 4 4 1 5 1 4

 3 2 1 1 3 4 1 4

Activity 2:

Word search: Find the all the words located in the cross.

Easter Word Search














Thursday 16th April, 2020

Reading:

www.studyladder.com

Go to your studyladder and find the work called "Spelling and Grammar Week 1." We are looking at words with the /ai/ sound.

1. Watch the tutorial.
2. Then do the two practice activities.
3. After that complete the printable worksheet. You can print it at home or complete it here:

Name: _____		Date: _____	
 rain	paid _____ wait _____ tail _____ mail _____ rain _____	paid _____ wait _____ tail _____ mail _____ rain _____	
w _ _ t 	p _ _ d 	t _ _ l 	p _ _ n 
m _ _ l 	r _ _ n 	tr _ _ n 	p _ _ nt 
			
<p>My dog wags his tail.</p> 			
<p>© Studyladder</p>			

Spelling:

Rainbow spelling- Write each of your spelling words in 3 different colours.
Don't forget to use your best handwriting.

Writing

My Best Day!



Sam was asked by his teacher to think about a day he had really enjoyed. Sam chose the day he and his grandad went fishing.

Task

Your task is to write about your best day. (You could write about a day on holiday, a birthday, a special event in school or at home.) It could be any day you choose.

My Best Day!

What day did you choose?

I chose



What did you do?



How did you feel?

Maths

Starter: Double these numbers and write the answer:

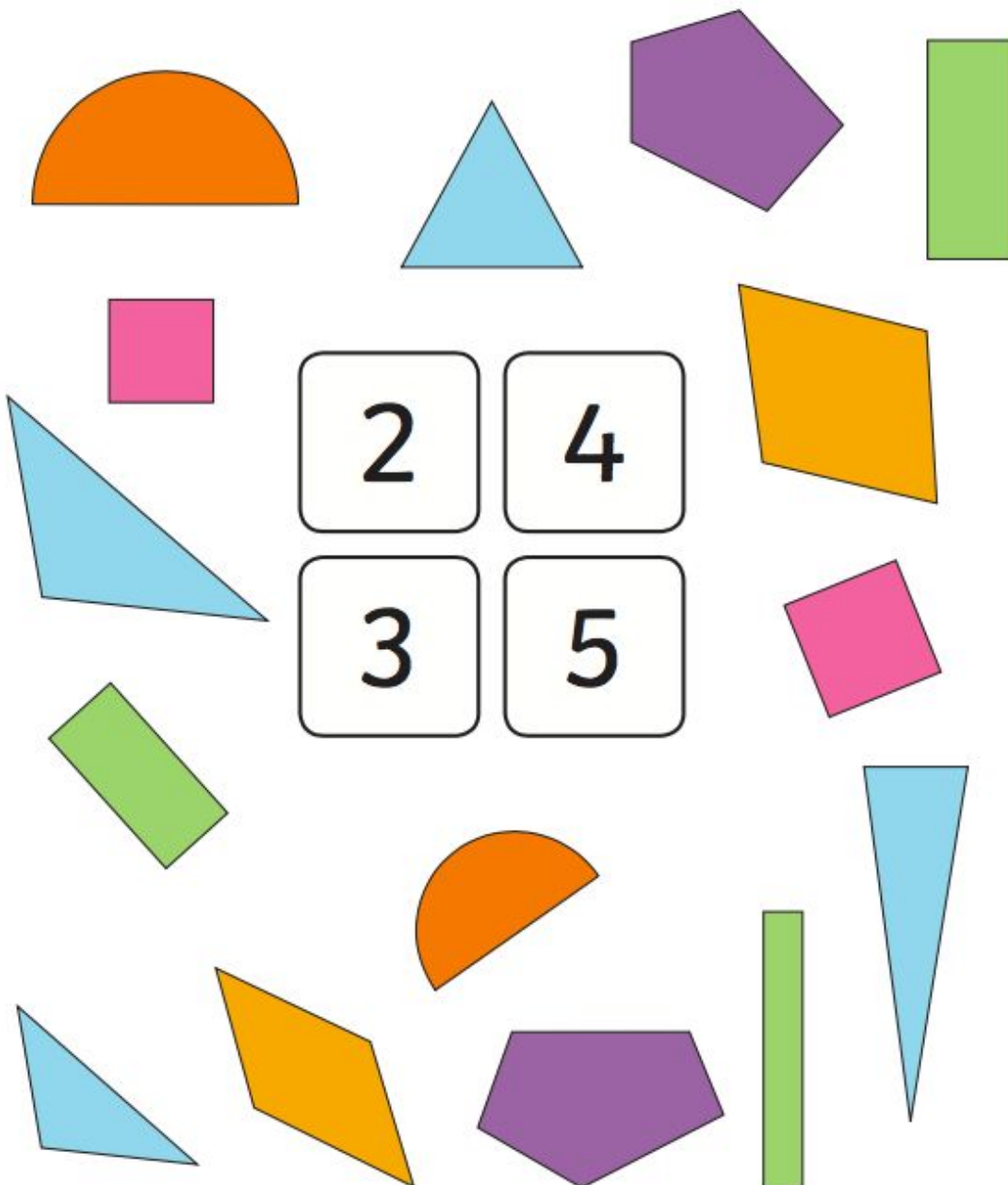
2		4		7	
5		8		12	
9		10		15	

Challenge: Can you double a 3-digit number?

Watch this video <https://www.youtube.com/watch?v=5uWQR6EhKII>.

2D Shapes: Sides

Count all the sides on the shape and then draw a line connecting it to the correct number.




Physical Education:

1. Follow the *We're Going on a Bear Hunt* Yoga Tutorial:
<https://www.youtube.com/watch?v=KAT5NiWHFIU&t=42s>
2. You are to come up with a dance routine to another song of your choice using the yoga poses you just learnt.

OR

1. Students are to practice these yoga poses while playing some soft, slow music in the background.
2. You are to come up with a dance routine to a song of your choice using the yoga poses you just learnt.



Friday 17th April, 2020

Reading:



Try using **Epic** today. www.getepic.com

Log into your account. Find the book called Solid or Liquid?

Write a list of things that are solid. Draw some of the things.

Write a list of things that are liquid. Draw some of the things.

Spelling:

Silly Script- Write your spelling words twice, one using your best handwriting and again in a silly handwriting.

Writing

Write these sentences in your work book (or writing book). A compound sentence is when you join 2 sentences together using a joining word (conjunction). Here are some conjunctions: so, but, and, because, or.

<p>1 Create a compound sentence with one of these words: so but and</p> <p>I was thirsty. I drank some water.</p>	<p>2 Create a compound sentence with one of these words: so but and</p> <p>I like ice cream. I don't like milk.</p>
<p>3 Create a compound sentence with one of these words: so but and</p> <p>He went shopping. He stopped at the bank.</p>	<p>4 Create a compound sentence with one of these words: so but and</p> <p>I am leaving at 3:00. I will pick you up at 3:30.</p>
<p>5 Create a compound sentence with one of these words: so but and</p> <p>It was a beautiful morning. It started raining at lunch.</p>	<p>6 Create a compound sentence with one of these words: so but and</p> <p>Joey was having fun. He had to go home.</p>
<p>7 Create a compound sentence with one of these words: so but and</p> <p>Sam went to the zoo. He didn't see the zebras.</p>	<p>8 Create a compound sentence with one of these words: so but and</p> <p>I found a lucky penny. I put it in my pocket.</p>

Starter: Practice Skip Counting by 5s. Start at 5. For a challenge, start at 7. For another challenge, count backwards by 5s.

Complete this worksheet about 2D shapes and their properties. Draw the shapes instead of cutting them out.

2D Shapes: Properties

Cut out the shapes and match them to the correct description.

	6 straight sides 6 vertices This 2D shape is a _____
	3 straight sides 3 vertices This 2D shape is a _____
	No straight sides No vertices This 2D shape is a _____
	4 straight sides 4 vertices This 2D shape is a _____
	4 straight sides all the same length 4 vertices This 2D shape is a _____



ART

Take your time to copy each picture into the box below it. Do not rush this, you need to copy it as exact as possible.

<h1>COPYCAT</h1> DRAWING PRACTICE		
Name: _____ Date: _____		The goal here is to copy the drawings in the COPY CATS boxes. Color in or add your own detail.
