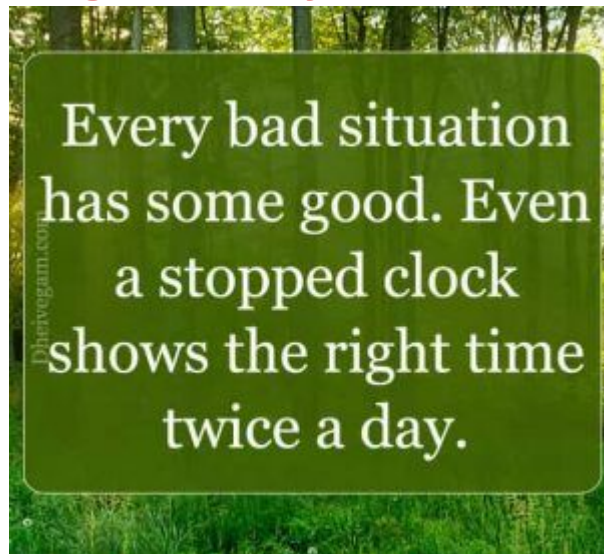


Grade 5 Home Learning Schedule

Week 5, Tuesday 12th of May, 2020

Thoughts for the day...



GOOGLE MEET @ 9am - Check Google classroom home page banner for login link

GOOGLE MEET RULES:

1. Please keep your microphone off unless you wish to speak or ask a question.
 2. Wait patiently until it is your turn to speak.
 3. If you wish to speak to friends, log in early or do this at the end of our meeting.
- THANK YOU.**

COMMENTS: Please **DO NOT** make unnecessary comments on our posts. Only use the comments for questions you have about your learning. Thank you.

BEFORE I START MY DAY:

-Have I marked the roll? Make sure you mark your attendance for the day before you start your work!

-Unless said otherwise we meet twice a day at 9am and 12pm. If you are not on time we are not repeating what we are saying, so make sure that you are punctual and are on time!

9:30am-10:15am

RELIGION- Organisation Project Presentations on Google Meet




The following people are presenting today:

- Oli/William
- Richard
- Dennis
- Emmaunel
- Jennifer

Thank you to the following for volunteering to present their learning.

It will be great to see everyone support these students by staying on our meet session to acknowledge their hard work.



10:15am-11am	<p>WRITING: CHARACTER DESCRIPTION</p> <p>You are to watch the following clip about the character 'Mike Wazowski' from the movie Monsters.inc https://www.youtube.com/watch?v=Tkdj6oli5oU&t=129s (Put in stream for those who can't get the link to work) After watching the clip you are to brainstorm 20 words that describe Mike Wazowkis character Think about: -How he acts -What his personality is like -What he looks like You are to create a popplet (https://popplet.com/) with the 20 brainstormed words on it. An example of what your popplet could look like:http://popplet.com/app/#/5811074 Send your work to your teacher when you're done by screenshot or by email</p> 
11am-12pm	LUNCH BREAK
GOOGLE MEET @ 12pm - Check Google classroom home page banner for login link	
12pm-1pm	<p>Digital Technologies w/ Miss Borg</p> <p>-Today you have another Digital Technology lesson as this is your usual time allocated to this subject at school.</p> <p>-Miss Borg will post on the stream with what activities she would like you to complete during this time. Please see Miss Borg's post for instructions. (Some students may have a hard copy of the work you need to do today!)</p> <p><u>If you are having problems with the work that has been set please email Ms.Borg at:</u> Allison.Borg@hestalbanssth.catholic.edu.au</p> 
1pm-2pm	<p>Inquiry- Plasma video</p> <p>Watch the following video explaining what plasma is: https://www.youtube.com/watch?v=zqzWfguYj1c</p> <p>After watching the video write down 3 facts you learnt about plasma from watching it in the document titled 'PLASMA DOCUMENT'. Please make sure that you write at least one sentence per fact.</p> <p>EXTENSION ACTIVITY: Find examples of plasma and copy and paste images into the 'PLASMA DOCUMENT'</p> <p>After completing the plasma activity consolidate your learning by completing the quiz: https://kahoot.it/challenge/07443532?challenge-id=a0130c37-dd5e-45fb-9cfc-7df76ec7d1de_1589106510280</p> 

2pm-2:30pm	SNACK BREAK
2:30pm-3:15pm	<p>Sport - <i>Daily Physical Activity</i></p> <p>-Mr Herrera has set Physical Activities for you to complete each day to keep your body and mind healthy whilst undertaking Remote Learning.</p> <p>-Please see his task set for today 'Tuesday PE Week 5' in Classwork under Physical Education.</p> <p>Your Grade 5 teachers (Mr P, Mr Nicholl & Miss Christie)</p> 