



**HOLY EUCHARIST CATHOLIC PRIMARY**



**SCHOOL**

1a Oleander Drive, St Albans South VIC 3021

[www.hestalbanssth.catholic.edu.au](http://www.hestalbanssth.catholic.edu.au)

## **Mandarin Term 2**

### **Grade Prep**

*Feel free to ask me any question relating to your Mandarin lessons!*

*Please stay safe!*

*Mrs. Huynh*

**Mrs. Huynh's email is:**

**[linda.huynh@hestalbanssth.catholic.edu.au](mailto:linda.huynh@hestalbanssth.catholic.edu.au)**

## **Week 6**

Hi Preps,

Activity 1– Continue to Learn simple Chinese greetings

Look at the greetings chart below

\*Click on the video link that was posted on the 9th May on Class Dojo called ‘Greetings’

Listen and try to repeat after the teacher

**Greetings 问候 (wèn hòu)**

Chinese character	Pinyin	English
1. 好 ; 你好	Hǎo ; Nǐ hǎo	Hello
2. 早 安	Zǎo an	Good morning
3. 午 安	wǔ an	Good afternoon
4. 晚 安	wǎn an	Good night
5. 再 见	zài jiàn	Good-Bye
6. 老 师	lǎo shi	teacher

Activity 2 – Learn some simple Chinese characters

Click on the video link that has been posted this week on Class Dojo called “Chinese characters”.

Listen and try to repeat after the teacher

Chinese characters	Pinyin	Pictures	English
	Rén		Rén
	Shàng		Shàng
	Xià		Down
	Dà		Big
	Xiǎo		Little
	dao		knife

## Revision of Counting from 1-10

1. Look at the numbers chart below try to read the Chinese numbers 1-10

### Numbers chart

one		yī	1
two		èr	2
three		sān	3
four		sì	4
five		wǔ	5
six		liù	6
seven		qī	7
eight		bā	8
nine		jiǔ	9
zero		líng	0
ten		shí	10

- Listen to the counting in the videos and try to say the numbers out loud while you are following along. If you have access to internet, click on the links below.

- Play along with the matching pairs game in the video.


(how many pairs you get correct?)

Learn Chinese in 3 easy steps : Numbers 1-10 English-Pinyin-Chinese characters

<https://www.youtube.com/watch?v=z7ME6tPhRG4>

Revision: Use one hand to count the Chinese numbers 1—10

This week you will learn to count from (1-10)

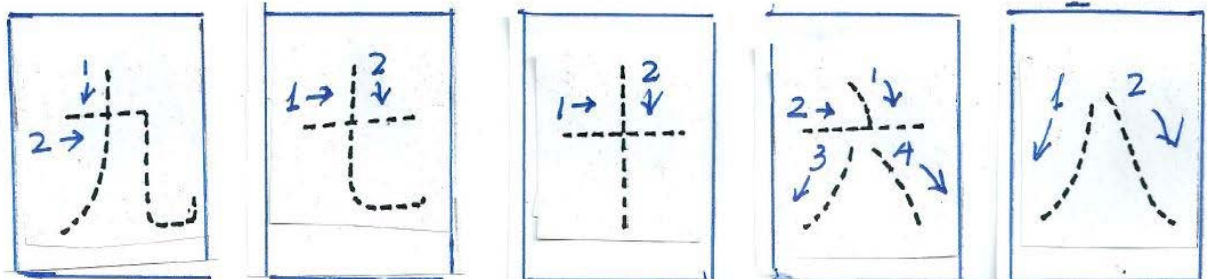
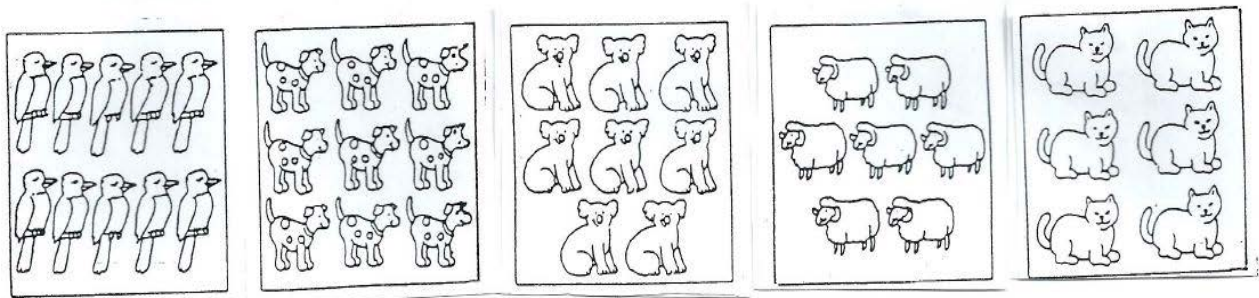


Revision - Continue to do the Chinese numbers worksheet

If you did not complete this activity, please complete it this week.

\*Trace the Chinese numbers (6---10), Then draw a line to match with the pictures.

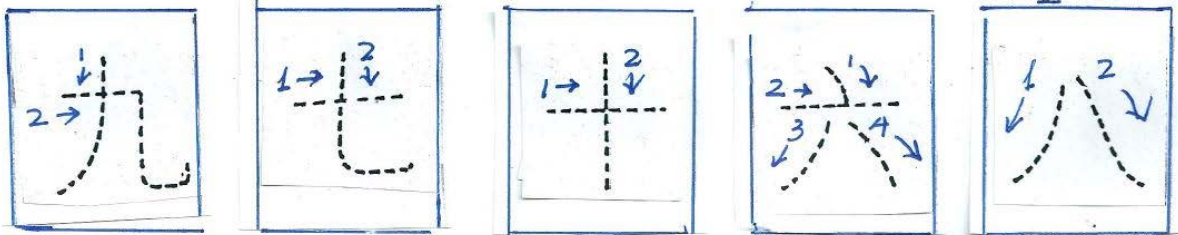

**Please submit your completed Chinese activities (worksheets) to Class Dojo.**





Activity 6– Chinese numbers worksheet

\*Trace the Chinese numbers (6---10), ) using the correct stroke order, then draw a line to match with the pictures.



SEE YOU NEXT WEEK!