





WEEK 5 - 11/5 - 15/5

Monday	Tuesday	Wednesday	Thursday	Friday
<p align="center">READING</p> <p>Read your Take-Home Book, look at the pictures and point under each word.</p> <p>Draw a picture of something that happens in the book on the dotted thirds paper.</p>	<p align="center">READING</p> <p>Read 'Lettergetter loves D' on Sunshine Online and complete the activities. <i>Sunshine Online</i> www.sunshineonline.com.au <i>Username: heps3021</i> <i>Password: heps3021</i></p> <p>Alternative: Starfall- "Letter D" https://www.starfall.com/h/abc/letter-d/?mg=m</p>	<p align="center">READING</p> <p>Read 'Lettergetter loves E' on Sunshine Online and complete the activities. <i>Sunshine Online</i> www.sunshineonline.com.au <i>Username: heps3021</i> <i>Password: heps3021</i></p> <p>Alternative: Starfall- "Letter E" https://www.starfall.com/h/abc/letter-e/?mg=m</p>	<p align="center">READING</p> <p>Read the book "The Toy Store" with the teacher. Make sure you listen and follow along as your teacher reads the book.</p> <p>Worksheet: Match the pictures to the sentences.</p>	<p align="center">READING</p> <p>Worksheet - Colour all the pictures that begin with the letter 'Dd' and 'Ee' ?</p>
<p align="center">WRITING</p> <p>Watch, sing and practise your letters and sounds Phonics Song</p> <p>Watch, sing and practise the letter Dd Write the Letter D - ABC Writing for Kids</p> <p>Find 4 things in your house that begin with 'Dd' & draw 2 of them.</p>	<p align="center">WRITING</p> <p>Watch and practise writing the letter 'Dd'.</p> <p>Write the letter D Alphabet Writing lesson for children The Singing Walrus</p> <p>Write a line of upper-case D & lower-case d on dotted thirds paper.</p>	<p align="center">WRITING</p> <p>Draw a picture and write a sentence about something you have done. Read your sentence back to an adult.</p> <p>Don't forget to stretch out the words and write the first letters & write words you know how to spell.</p>	<p align="center">WRITING</p> <p>Watch and practise writing the letter 'Ee'.</p> <p>Write the letter E Alphabet Writing lesson for children The Singing Walrus</p> <p>Write a line of upper-case E & lower-case e on dotted thirds paper.</p>	<p align="center">WRITING</p> <p>Watch, sing and practise your letters and sounds Phonics Song</p> <p>Draw a picture that begins with the letter 'Dd' or 'Ee' and write a sentence about it.</p> <p>Don't forget to stretch out the words and write the first letters & write words you know how to spell.</p>
Break				
<p align="center">MATHS</p> <p>Watch and sing! Number words https://www.youtube.com/watch?v=fescySg7EU&t=1s</p> <p>Worksheet: find the number</p>	<p align="center">MATHS</p> <p>Watch, sing & count – Number Song Learn numbers from 1 to 50</p> <p>Count by 10's Count by 10 Count to 100 Count Back from 20</p>	<p align="center">MATHS</p> <p>Watch the clip below about Ordinal numbers. Ordinal Numbers 1-10</p> <p>Draw 3 different things on your dotted thirds paper and label it from 1st to 3rd.</p>	<p align="center">MATHS</p> <p>Measurement.</p> <p>Find 4 things that you can heft (use your hands to weigh). Find out what is heavier or lighter by hefting. For example, hold a toy in</p>	<p align="center">MATHS</p> <p>Watch the clip based on patterns and do the actions. Pump Up the Pattern Fun Exercise Song for Kids Jack Hartmann</p>

<p>words and draw a box around them and colour them in.</p>	<p>Watch the clip about the number that comes after. One More! (song for kids about identifying the # that is "ONE MORE")</p> <p>Worksheet - Paste the number that comes after</p>		<p>one hand and an apple in the other. Which is heavier or lighter?</p> 	<p>Draw 2 different AB patterns on your dotted thirds paper. For example:</p> <p>△ □ △ □ △ □ ? A B A B A B</p> <p>○ □ ○ □ ○ □ ? A B A B A B A</p>
Break				
<p>INQUIRY I can feel...</p> <p>Walk around your house with an adult and find something that is</p> <ul style="list-style-type: none"> • hard • soft • furry • rough • smooth <p>Worksheet - draw a picture of the things you found in the matching box.</p>	<p>RELIGION</p> <p>Listen to the story of the Good Shepherd. Jesus is the Good Shepherd. He looks after and protects us. We follow Jesus and He leads us to God.</p> <p>Worksheet - Colour in the picture of Jesus as the Good Shepherd.</p>	<p>INQUIRY</p> <p>Find one thing that is soft and hard. Write and complete the sentence – “The ... is soft.” “The ... is hard.” Don't forget to draw the pictures.</p>  <p>Hard</p>  <p>Soft</p>	<p>RELIGION</p> <p>Listen to the story of the Good Shepherd. Jesus is the Good Shepherd and we follow Him. Use the given template of the person and make it look like you.</p> <p>Return it to school on Friday.</p>	<p>INQUIRY</p> <p>Find one thing that is soft and hard. Write and complete the sentence – “The ... is rough.” “The ... is smooth.” Don't forget to draw the pictures.</p>
<p>MUSIC</p> <p>https://www.hestalbanssth.catholic.edu.au/important-notice-covid-19-2/</p>	<p>SPORT</p> <p>https://www.hestalbanssth.catholic.edu.au/important-notice-covid-19-2/</p>	<p>DIGITAL TECHNOLOGIES</p> <p>https://www.hestalbanssth.catholic.edu.au/important-notice-covid-19-2/</p>	<p>ART</p> <p>https://www.hestalbanssth.catholic.edu.au/important-notice-covid-19-2/</p>	<p>LOTE</p> <p>https://www.hestalbanssth.catholic.edu.au/important-notice-covid-19-2/</p>

Note: Please remember to return your take home book every Friday so we can give your child another book.

Number Word Find to 5

Find the words and colour them in.

v	y	n	e	r
f	o	u	r	s
e	g	t	w	o
t	h	r	e	e
o	n	e	l	o
f	i	v	e	p

one (1)

two (2)

three (3)

four (4)

five (5)

Number Word Find to 10
Find the words and colour them in.

b	s	i	n	i	n	e
o	n	e	y	t	e	n
g	e	i	g	h	t	a
t	h	r	e	e	w	q
f	i	v	e	t	w	o
r	s	e	v	e	n	y
s	i	x	f	o	u	r

one (1)

ten (10)

eight (8)

two (2)

four (4)

six (6)

three (3)

five (5)

seven (7)

nine (9)

Inquiry: "I can feel"

Instructions: Draw the things you find in the matching box below.

Hard	Soft
Furry	
Rough	Smooth

Name: _____

Cut and paste the number that comes after.

4	
---	--

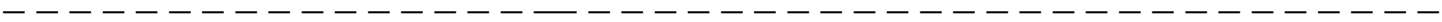
3	
---	--

0	
---	--

1	
---	--

2	
---	--

5	
---	--



2	4	6	3	5	1
---	---	---	---	---	---

Name: _____

Cut and paste the number that comes after.

3	
---	--

9	
---	--

10	
----	--

1	
---	--

7	
---	--

8	
---	--

5	
---	--

6	
---	--

12	
----	--

4	
---	--

2	10	7	4	11
6	8	13	9	5

Name: _____

Cut and paste the number that comes after.

13	
----	--

19	
----	--

10	
----	--

11	
----	--

17	
----	--

18	
----	--

15	
----	--

16	
----	--

12	
----	--

14	
----	--

12	20	17	14	11
16	18	13	19	15




Name: _____

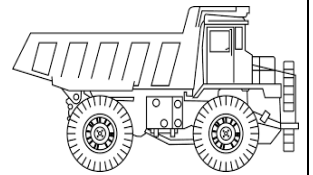
Level 1 – The Toy Store

Read the sentences and match the pictures.

I see a teddy.




I see a ship.




I see a doll.



I see a truck.



I see a ball.





I see a bike.





I see a skateboard.








Colour the "D d"



D




d



d



D

d







D

d




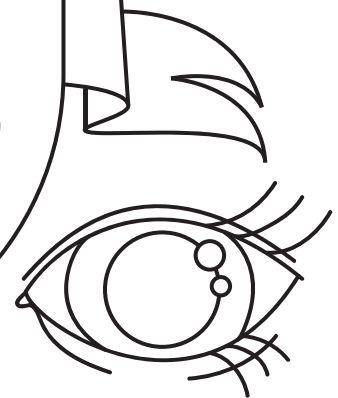

d



D

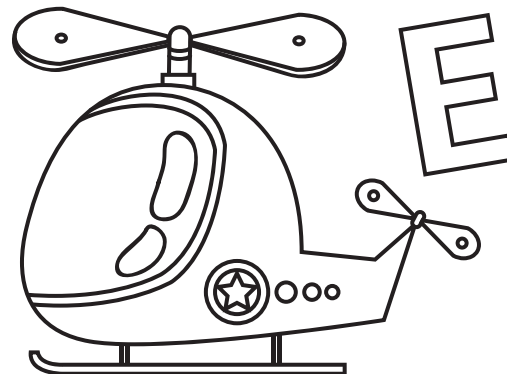

d

Colour the
"Ee"




e


e





E




e




e



e



E



e