

WEEK 6 - 18/5 - 22/5

Monday	Tuesday	Wednesday	Thursday	Friday
<p>READING</p> <p>Read your Take-Home Book, look at the pictures and point under each word.</p> <p>Draw a picture and write a sentence about something that happens in the book on the dotted thirds paper.</p>	<p>READING</p> <p>Read 'Lettergetter loves F' on Sunshine Online and complete the activities. <i>Sunshine Online</i> www.sunshineonline.com.au Username: heps3021 Password: heps3021</p> <p>Alternative: Starfall- "Letter F" https://www.starfall.com/h/abc/letter-f/?</p>	<p>READING</p> <p>Read 'Lettergetter loves K' on Sunshine Online and complete the activities. <i>Sunshine Online</i> www.sunshineonline.com.au Username: heps3021 Password: heps3021</p> <p>Alternative: Starfall- "Letter K" https://www.starfall.com/h/abc/letter-k/?</p>	<p>READING</p> <p>Read the book "Getting Dressed" with the teacher. Make sure you listen and follow along as your teacher reads the book.</p> <p>Worksheet: Match the pictures to the sentences.</p>	<p>READING</p> <p>Worksheet - Colour all the pictures that begin with the letter 'Ff' and 'Kk'</p>
<p>WRITING</p> <p>Watch, sing and practise your letters and sounds</p> <p>https://www.youtube.com/watch?v=BEUJZKpi17s&t=8s</p> <p>Watch, sing and practise the letter Ff</p> <p>https://www.youtube.com/watch?v=LWMED_3Nvig</p> <p>Find 4 things in your house that begin with 'Ff' & draw 2 of them.</p>	<p>WRITING</p> <p>Watch and practise writing the letter 'Ff'.</p> <p>https://www.youtube.com/watch?v=okm7G6f9-UQ</p> <p>Write a line of upper-case F & lower-case f on dotted thirds paper.</p>	<p>WRITING</p> <p>Draw a picture and write a sentence about something you have done. Read your sentence back to an adult.</p> <p>Don't forget to stretch out the words and write the first letters & write words you know how to spell.</p>	<p>WRITING</p> <p>Watch and practise writing the letter 'Kk'.</p> <p>https://www.youtube.com/watch?v=6gJc0xT-0MM</p> <p>Write a line of upper-case K & lower-case k on dotted thirds paper.</p>	<p>WRITING</p> <p>Watch, sing and practise your letters and sounds Phonics Song</p> <p>Draw a picture that begins with the letter 'Ff' or 'Kk' and write a sentence about it. Don't forget to stretch out the words and write the first letters & write words you know how to spell.</p>
Break				
<p>MATHS</p> <p>Watch and sing! Number words https://www.youtube.com/watch?v=fesicySq7EU&t=1s</p>	<p>MATHS</p> <p>Watch, sing & count – Number Song Learn numbers from 1 to 50</p> <p>Count by 10's Count by 10 Count to 100 </p>	<p>MATHS</p> <p>Watch the clip below about Ordinal numbers. Ordinal Numbers 1-10</p>	<p>MATHS</p> <p>Sing the song and practise naming the shapes. https://www.youtube.com/watch?v=svrkthG2950</p>	<p>MATHS</p> <p>Go on a nature scavenger hunt in your backyard or near your house with an adult. Can you find:</p> <p>3 rocks</p>

Worksheet: Match the numbers to the number words.	<p>Count Back from 20</p> <p>Watch the clip about the number that comes before.</p> <p>https://www.youtube.com/watch?v=D3b-kcK3Eg8</p> <p>Worksheet: Write the number that comes before</p>	Worksheet: Colour the object in the stated position from 1st to 5th.	Worksheet: Colour all the hexagons. <div data-bbox="1473 197 1576 293" data-label="Image"> </div>	10 leaves 2 birds 4 insects 5 plants 6 windows
Break				
<p>INQUIRY</p> <p>Watch the youtube: “Do you like lasagna milkshake?” https://www.youtube.com/watch?v=13mftBvRmvM</p> <p>Draw a picture of something that tastes: sweet, sour and salty on dotted thirds paper.</p>	<p>RELIGION</p> <p>Watch and listen https://www.youtube.com/watch?v=ii_LtHrEiao</p> <p>Talk to your family about the things you do together Draw a picture of something that your family does together.</p>	<p>INQUIRY</p> <p>Watch and sing https://www.youtube.com/watch?v=QLOWCd6sK34</p> <p>Worksheet: Colour the items that you can taste</p>	<p>RELIGION</p> <p>Watch the youtube: “Welcome to the family” https://www.youtube.com/watch?v=nABos6Dh-F8</p> <p>Worksheet: Complete the worksheet and write a reason for why you are thankful for your family.</p>	<p>INQUIRY</p> <p>Make a healthy lunch with an adult. Talk about what you can taste and what it tastes like. Draw a picture of your lunch.</p>
<p>MUSIC</p> <p>https://www.hestalbanssth.catholic.edu.au/important-notic-e-covid-19-2/</p>	<p>SPORT</p> <p>https://www.hestalbanssth.catholic.edu.au/important-notic-e-covid-19-2/</p>	<p>DIGITAL TECHNOLOGIES</p> <p>https://www.hestalbanssth.catholic.edu.au/important-notic-e-covid-19-2/</p>	<p>ART</p> <p>https://www.hestalbanssth.catholic.edu.au/important-notic-e-covid-19-2/</p>	<p>LOTE</p> <p>https://www.hestalbanssth.catholic.edu.au/important-notic-e-covid-19-2/</p>

Note: Please return ALL take home books, even those in the Take Home Book covers.

Name: _____

Match the number to the number word.

9		ten
7		one
3		six
10		four
8		five
4		seven
6		two
2		three
5		eight
1		nine

Name: _____

Match the number to the number word.

12		sixteen
15		eighteen
20		fourteen
11		twelve
17		nineteen
14		fifteen
18		eleven
13		twenty
19		seventeen
16		thirteen

WHAT NUMBER COMES **BEFORE**?

NAME:

9 10

13 14

5 6

8 9

11 12

12 13

2 3


14 15

Ordinal Numbers

Colour the correct picture according to the stated ordinal number.


2nd

second




3rd

third




5th

fifth



1st

first




4th

fourth




5th

fifth



3rd

third




2nd

second




4th

fourth



1st

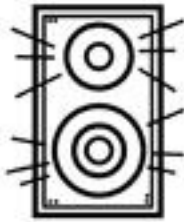
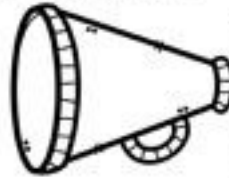
first




Name _____

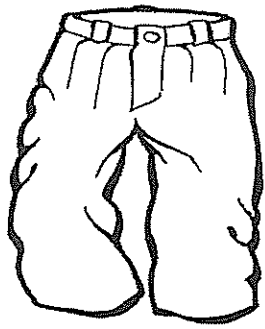
Sense of Taste

Directions: Color the items you can taste.




taste

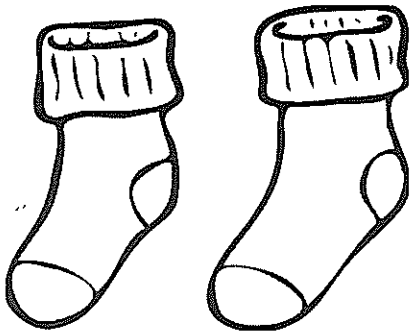




I put on my shoes.




I put on my socks.




I put on my shirt.



I put on my hat.



I put on my jeans.

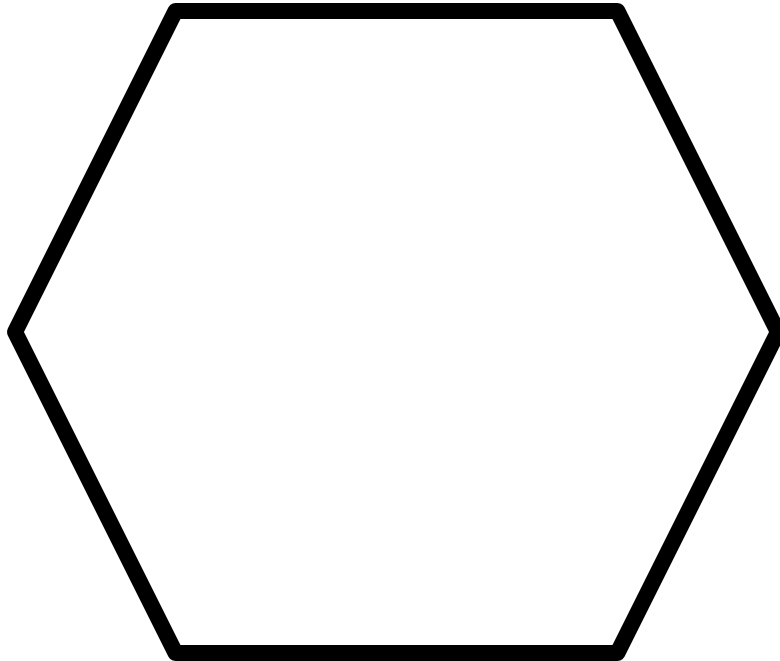


I put on my coat.

Name: _____

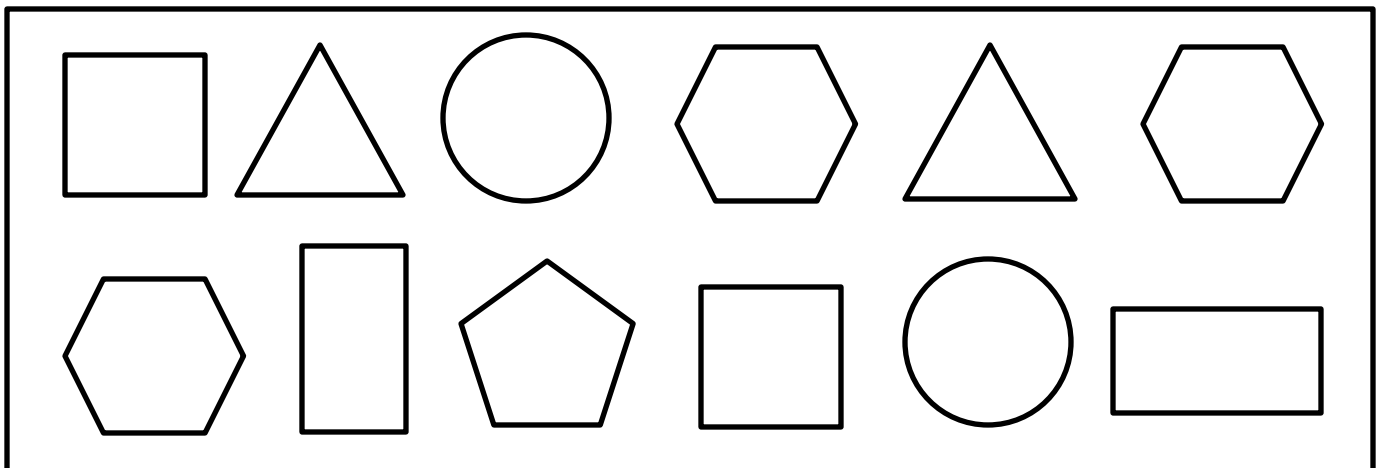
Hexagon

Color the hexagon and number the sides.



How many sides does a hexagon have? _____

Color all the hexagons.




Name: _____

I am thankful for my family because . . .




Colour the "Ff"


5 F



F



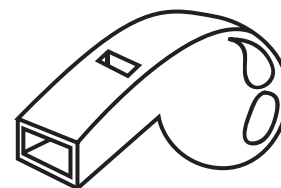
f



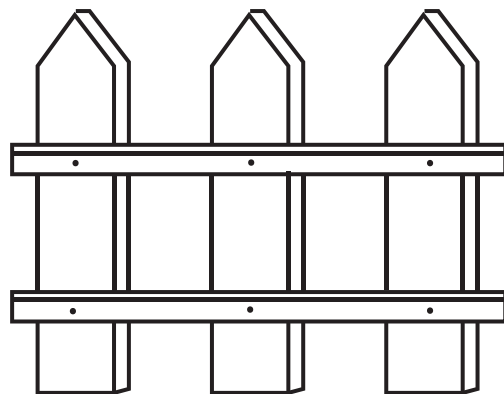
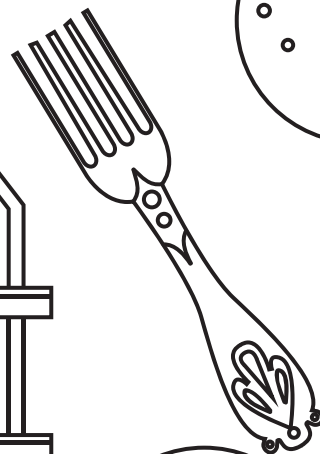
F



4



f



Colour the "Kk"

