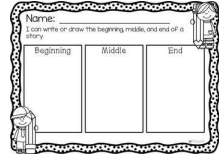
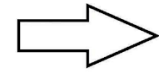


WEEK 2 - 20/7/2020 - 24/7/2020

Monday	Tuesday	Wednesday	Thursday	Friday
<p>READING</p> <p>Listen to your teacher read a big book on ClassDojo. Draw a picture of your favourite part of the story.</p>	<p>READING</p> <p>Listen to your teacher read a big book on ClassDojo. Draw a picture of your favourite character.</p>	<p>READING</p> <p>Listen to your teacher read a big book on ClassDojo. Worksheet: draw a picture of what happens at the beginning, in the middle and at the end of the story.</p> 	<p>READING</p> <p>Listen to your teacher read a big book on ClassDojo. Complete the sentence starter, "I like this story because ..." or "I did not like this story because ..." on dotted thirds paper</p>	<p>READING</p> <p>Practise reading and spelling the words in the green word folder. For example, the Golden and Red words.</p>
<p>WRITING</p> <p>Watch, sing and practise your letters and sounds Phonics Song</p> <p>Listen to the words your teacher is saying, write down the letters for the sounds you can hear to spell the word on dotted thirds paper.</p>	<p>WRITING</p> <p>Watch, sing and practise your letters and sounds Phonics Song</p> <p>Revise the 5 '-at' words from yesterday and choose 1 and write an interesting sentence and draw a picture on dotted thirds paper.</p>	<p>WRITING</p> <p>Watch, sing and practise your letters and sounds Phonics Song</p> <p>Draw a picture and write a sentence about something you have done. Read your sentence back to an adult.</p> <p>Don't forget to stretch out the words and write the first letters & write words you know how to spell. Also remember to include 'when' your story happened.</p>	<p>WRITING</p> <p>Watch, sing and practise your letters and sounds Phonics Song</p> <p>Write a line of upper and lower-case Ss & copy the sentence using correct letter formation. <i>Sam the seal sang a silly song.</i></p>	<p>WRITING</p> <p>Watch, sing and practise your letters and sounds Phonics Song</p> <p>Worksheet : Sentence Building Read the sentence. Cut out the words at the bottom of the page to make a complete sentence. Paste the words in the boxes and write the sentence on the line.</p>
<p align="center">Parents please let your child attempt to spell the words on their own. We encourage children to have a go and learn from their mistakes. Please do not tell them how to spell the words, only prompt them to stretch out the word and write the letters/sounds they can hear. Making mistakes is OK, it is how we learn.</p>				
Break				
<p align="center">MATHS Watch and sing!</p>	<p align="center">MATHS Watch and sing!</p>	<p align="center">MATHS Watch and sing!</p>	<p align="center">MATHS Watch and sing!</p>	<p align="center">MATHS Have some fun with Maths!</p>

<p>Number words https://www.youtube.com/watch?v=fesicySq7EU&t=1s</p> <p>Worksheet: find the number words in the word find and draw a box around them and colour them in.</p>	<p>Ordinal Numbers https://www.youtube.com/watch?v=0CWWNzprEQ4</p> <p>Worksheet: colour the object in the stated position.</p>	<p>Shapes https://www.youtube.com/watch?v=pQ5mZlInE6s&list=RDpQ5mZlInE6s&start_radio=1</p> <p>Go on a shape hunt around your house and find: 5 rectangles 4 circles 3 triangles 2 squares 1 oval</p>	<p>Number after https://www.youtube.com/watch?v=Du6JHupzwVo</p> <p>Listen to your teacher on ClassDojo and write the numbers that come after the numbers she says on dotted thirds paper.</p>	<p>Choose a Maths site from below and do the activities. Count the Yeti 1 - 10 Teddy Numbers Ladybird Spots - Counting, Matching and Ordering Caterpillar Ordering and Sequencing https://www.studyladder.com.au/</p> <p>All children have their own login to Studyladder.</p>
Break				
<p>INQUIRY</p> <p>Watch the clip about being healthy and talk to an adult about what you can do to stay healthy. https://www.youtube.com/watch?v=mMHVEFWNLmc</p>	<p>RELIGION</p> <p>Go for a walk outside and look at God's creation. What things can you see? The sky, sun, trees, etc. With an adult, discuss what you saw and draw a picture of what you saw outside on dotted thirds paper.</p>	<p>INQUIRY</p> <p>Watch the story: Germs! Germs! germs! https://www.youtube.com/watch?v=Baozl-9WYqM</p> <p>Talk about why germs are bad for you with an adult. Draw and colour what you think a germ looks like and post a photo of your germ on Class Dojo for your teacher to see.</p>	<p>RELIGION</p> <p>Listen to the story on Class Dojo about God's creation and think about the "I wonder..." questions.</p>	<p>INQUIRY</p> <p>SEL: Highway Heroes Bumps on the Highway Revise the different bumps. Now that we are in remote learning, discuss what size bump this is. Listen to your teacher on Class Dojo and talk to an adult about your feelings</p> <div data-bbox="1760 908 2105 1169"> </div>
<p>MUSIC</p> <p>https://www.hestalbanssth.catholic.edu.au/important-notice-covid-19-2/</p>	<p>SPORT</p> <p>https://www.hestalbanssth.catholic.edu.au/important-notice-covid-19-2/</p>	<p>DIGITAL TECHNOLOGIES</p> <p>https://www.hestalbanssth.catholic.edu.au/important-notice-covid-19-2/</p>	<p>ART</p> <p>https://www.hestalbanssth.catholic.edu.au/important-notice-covid-19-2/</p>	<p>LOTE</p> <p>https://www.hestalbanssth.catholic.edu.au/important-notice-covid-19-2/</p>

Number word finder to 15. Find the words and colour them in.



b	s	i	n	i	n	e	s	i	x
q	e	l	e	v	e	n	t	w	o
t	h	i	r	t	e	e	n	b	m
t	h	r	e	e	e	i	g	h	t
x	t	w	e	l	v	e	o	n	e
f	o	u	r	t	e	e	n	l	k
z	f	i	f	t	e	e	n	s	j

nine (9)

six (6)

eleven (11)

thirteen (13)

two (2)

four (4)

eight (8)

three (3)

twelve (12)

seven (7)

fourteen (14)

one (1)

fifteen (15)

Name: _____

Find and colour all the number words.

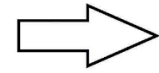
q	e	i	g	h	t	k	l	v	e
d	f	g	h	m	z	t	w	o	a
s	q	x	v	f	o	u	r	z	b
n	b	f	g	s	e	v	e	n	w
h	o	n	e	a	d	g	j	l	t
a	z	c	v	n	h	n	i	n	e
h	f	i	v	e	h	c	v	b	a
w	f	s	f	t	h	r	e	e	d
a	t	e	n	w	e	r	q	t	n
z	s	p	r	t	y	s	i	x	g

one two three

four five six

seven eight nine ten

Number word finder to 15. Find the words and colour them in.



b	s	i	n	i	n	e	s	i	x
q	e	l	e	v	e	n	t	w	o
t	h	i	r	t	e	e	n	b	m
t	h	r	e	e	e	i	g	h	t
x	t	w	e	l	v	e	o	n	e
f	o	u	r	t	e	e	n	l	k
z	f	i	f	t	e	e	n	s	j

nine (9)

six (6)

eleven (11)

thirteen (13)

two (2)

four (4)

eight (8)

three (3)

twelve (12)

seven (7)


fourteen (14)

one (1)


fifteen (15)

Ordinal Numbers

Colour in the **9th** mouse




Colour in the **4th** tortoise



Colour in the **1st** guinea pig




Colour in the **3rd** chicken



Colour in the **7th** dog



Colour in the **10th** snake




Name: _____

I can write or draw the beginning, middle, and end of a story.

Beginning

Middle


End



Name: _____

Sentence Building!

Read the sentence. Cut out the words at the bottom of the page to make a complete sentence. Paste the words in the boxes and write the sentence on the line.



The sun is yellow.

--	--	--	--

<i>yellow.</i>	<i>is</i>	<i>The</i>	<i>sun</i>
----------------	-----------	------------	------------