




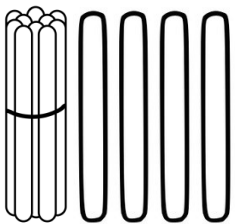

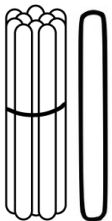



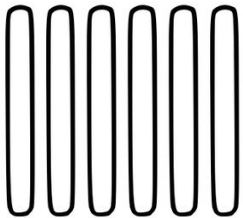


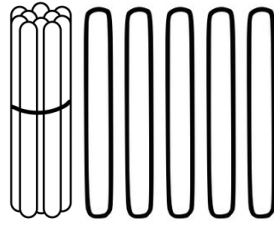
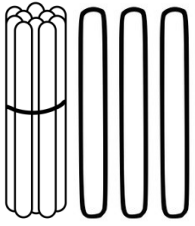
WEEK 3 - 27/7/2020 - 31/7/2020

Monday	Tuesday	Wednesday	Thursday	Friday
<p>READING</p> <p>Listen to your teacher read a big book on ClassDojo. Draw a picture of your favourite part of the story.</p>	<p>READING</p> <p>Listen to your teacher read a big book on ClassDojo. Draw a picture of your favourite character.</p>	<p>READING</p> <p>Listen to your teacher read a big book on ClassDojo. Worksheet: draw a picture of what happens at the beginning, in the middle and at the end of the story.</p> 	<p>READING</p> <p>Listen to your teacher read a big book on ClassDojo. Complete the sentence starter, "I like this story because ..." or "I did not like this story because ..." on dotted thirds paper</p>	<p>READING</p> <p>Practise reading and spelling the words in the green word folder. For example, the Golden and Red words.</p>
<p>WRITING</p> <p>Watch, sing and practise your letters and sounds See It, Say It, Sign It Letter Sounds</p> <p>Listen to the words your teacher is saying, write down the letters for the sounds you can hear to spell the word on dotted thirds paper.</p>	<p>WRITING</p> <p>Watch, sing and practise your letters and sounds See It, Say It, Sign It Letter Sounds</p> <p><u>Word Family -it</u></p> <p>Revise the 5 '-it' words from yesterday and choose 1 and write an interesting sentence and draw a picture on dotted thirds paper.</p>	<p>WRITING</p> <p>Watch, sing and practise your letters and sounds See It, Say It, Sign It Letter Sounds</p> <p>Draw a picture and write a sentence about something you have done. Read your sentence back to an adult.</p> <p>Don't forget to stretch out the words and write the first letters & write words you know how to spell. Also remember to include 'when' your story happened.</p>	<p>WRITING</p> <p>Watch, sing and practise your letters and sounds See It, Say It, Sign It Letter Sounds</p> <p>Write a line of upper and lower-case Aa & copy the sentence using correct letter formation.</p> <p><i>Ally the alligator loves to eat apples.</i></p>	<p>WRITING</p> <p>Watch, sing and practise your letters and sounds See It, Say It, Sign It Letter Sounds</p> <p>Worksheet : Sentence Building Read the sentence. Cut out the words at the bottom of the page to make a complete sentence. Paste the words in the boxes and write the sentence on the line.</p>
<p>Parents please let your child attempt to spell the words on their own. We encourage children to have a go and learn from their mistakes. Please do not tell them how to spell the words, only prompt them to stretch out the word and write the letters/sounds they can hear. Making mistakes is OK, it is how we learn.</p>				
<p>Break</p>				
MATHS	MATHS	MATHS	MATHS	MATHS

<p>Watch and sing! https://www.youtube.com/watch?v=0TgLf3PMOc</p> <p>Worksheet: Match the number or word to its group.</p>	<p>Watch and sing! Doubles https://www.youtube.com/watch?v=Ik-OAgzD-8</p> <p>Worksheet: Add the numbers together to complete the doubles.</p>	<p>Watch and sing! https://www.youtube.com/watch?v=OEbRDtCAFdU</p> <p>Worksheet: Find, colour and count the shapes in the picture.</p>	<p>Number before https://www.youtube.com/watch?v=D3b-kck3Eq8</p> <p>Listen to your teacher on ClassDojo and write the numbers that come before the numbers she says on dotted thirds paper.</p>	<p>Watch and sing! https://www.youtube.com/watch?v=Fe9bnYRzFvk</p> <p>Measurement - Let's heft Find 4 objects and weigh them by hefting. (Hold one object in each hand to work out which one is heavier and lighter.) Draw a picture of the heaviest and lightest objects on dotted thirds paper.</p> 
Break				
<p>INQUIRY Watch https://www.youtube.com/watch?v=DYKADcR34Y8&list=PLNUq3RKxstWcCo7p-yCONw4sp3OPV1m7N</p> <p>Germ for Kids Wash Your Hands Song</p> <p>Watch your teacher do the soap and pepper experiment on ClassDojo.</p>	<p>RELIGION</p> <p>Go outside and look at God's creation, what can you see?</p> <p>Worksheet: Inside the template of a heart draw a picture to show your favourite part of God's creation.</p>	<p>INQUIRY</p> <p>Revise what germs are and what we can do to protect ourselves against germs.</p> <p>Germ for Kids Wash Your Hands Song</p> <p>Worksheet: Sequence the pictures in the correct order</p>	<p>RELIGION Watch the creation story. https://www.youtube.com/watch?v=yZ1Fd_SPC18</p> <p>Think and reflect on all the wonderful things God created.</p>	<p>INQUIRY SEL: Highway Heroes Feelings The Feelings Song</p> <p>Sesame Street: Name That Emotion with Murray! Watch the clip</p> <p>Talk about how you are feeling today with an adult. Then draw your face showing how you are feeling today.</p>
<p>MUSIC https://www.hestalbanssth.catholic.edu.au/important-notice-covid-19-2/</p>	<p>SPORT https://www.hestalbanssth.catholic.edu.au/important-notice-covid-19-2/</p>	<p>DIGITAL TECHNOLOGY https://www.hestalbanssth.catholic.edu.au/important-notice-covid-19-2/</p>	<p>ART World Friendship Day! Watch and sing! Friends Song</p> <p>Discuss with an adult what makes a good friend. Worksheet: Colour and complete the sentence, "I am a good friend when..."</p>	<p>LOTE https://www.hestalbanssth.catholic.edu.au/important-notice-covid-19-2/</p>

Name: _____



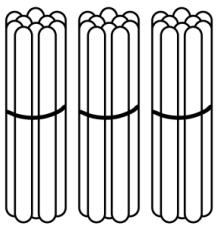
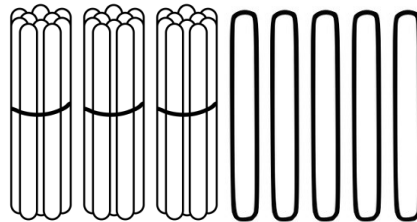
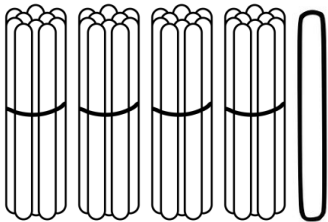

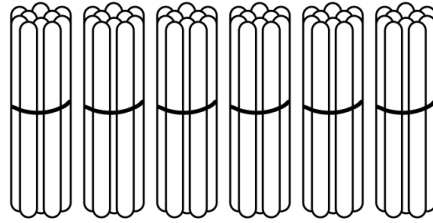

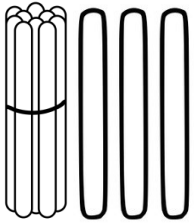

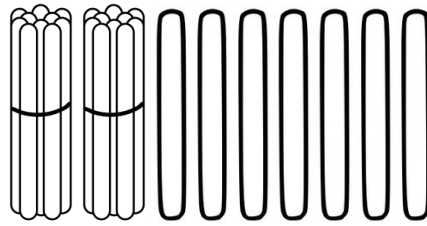

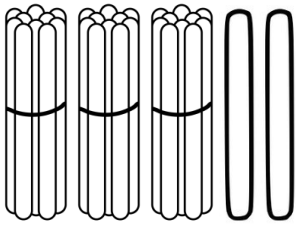
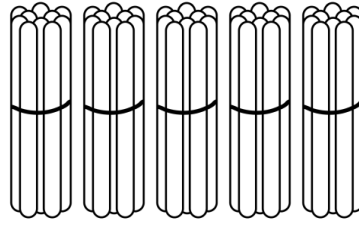
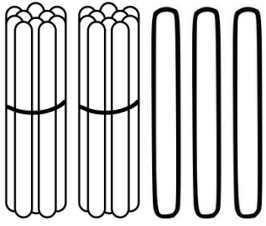
Cut and paste the numeral or number word to the correct picture.



<i>fifteen</i>	<i>2</i>	<i>17</i>	<i>thirteen</i>	<i>6</i>
<i>11</i>	<i>ten</i>	<i>five</i>	<i>9</i>	<i>fourteen</i>

Name: _____







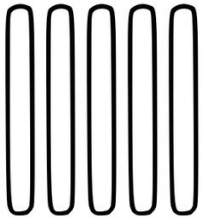




Cut and paste the numeral or number word to the correct picture.



<i>seventeen</i>	35	<i>sixty</i>	<i>thirteen</i>	41
<i>twenty three</i>	<i>thirty</i>	27	32	50

Name: _____


Cut and paste the numeral or number word to the correct picture.




one	5	four	10	2
7	8	three	six	nine

Dice Doubles


Write the number sentence for each dice double.




+




$1 + 1 = \underline{\hspace{2cm}}$




+




$2 + 2 = \underline{\hspace{2cm}}$




+




$3 + 3 = \underline{\hspace{2cm}}$




+



$4 + 4 = \underline{\hspace{2cm}}$




+



$5 + 5 = \underline{\hspace{2cm}}$

Name: _____

Draw a picture to show your favourite part of God's creation.



Name: _____

I can write or draw the beginning, middle, and end of a story.

Beginning


Middle

End



2D Shape Hunt

Count and colour the 2D shapes hidden in these flowers.



Shape	Colour	How many?
circle	pink	
triangle	yellow	
rectangle	brown	
oval	green	

How to Wash Your Hands

Do you know how to wash your hands? Look carefully at the pictures and then cut and stick them in the correct order.

--	--	--	--	--



Can you tell a friend
all about how we wash
our hands?





twinkl.com

Wash away the soap bubbles.



twinkl.com

Put soap on your hands.



twinkl.com

Rinse your hands with water.



twinkl.com


Dry your hands.



twinkl.com

Rub your hands together.

Friendship



I am a good friend when

Name: _____

Sentence Building!

Read the sentence. Cut out the words at the bottom of the page to make a complete sentence. Paste the words in the boxes and write the sentence on the line.



The bat is flying.

--	--	--	--

<i>bat</i>	<i>The</i>	<i>flying.</i>	<i>is</i>
------------	------------	----------------	-----------