

Holy Eucharist

Grade 3 Homework Pack

Week 7, Term 3



During Remote Learning you must...

- **read** the instructions of each task carefully
- **double check** your work when you have finished, to make sure that it makes sense, has the correct spelling and grammar, is your best work and that you have completed all the steps
- attempt **all** set tasks to the best of your ability
- hand in your daily tasks by **5:00 pm each day** on Google Classroom
- attend **the 9:00 am Google Meet on Monday, Tuesday, Thursday and Friday.** The morning Meets are **compulsory** (you must attend them) and your teachers will be taking attendance. ***if you are not online for the 9 am Meet, your parents will be notified.***
- The afternoon Meets at 12 pm (1:20 pm on Wednesdays) are **optional** (you do not have to attend them).

Please note...


- Homework packs tasks must be handed online daily through Google Classroom. If you are having trouble with this, please notify your teacher.
- If your family does not have a printer at home to print worksheets, you may need to copy/write the activity in your workbook, take a photo and then submit the work through Google Classroom.
- Your teacher will be keeping track of your tasks on Google Classroom, as well as your attendance online.
- Any work that is handed in late will **not** be accepted by your teacher.
- Please check your school email, Google Classroom and ClassDojo account **daily** to receive updates from your teachers and school.
- ***if you, or your family, have any questions or concerns about your Remote Learning, please contact your teacher online.***

How to log into Google Classroom on a Computer/Laptop/Chromebook/Macbook

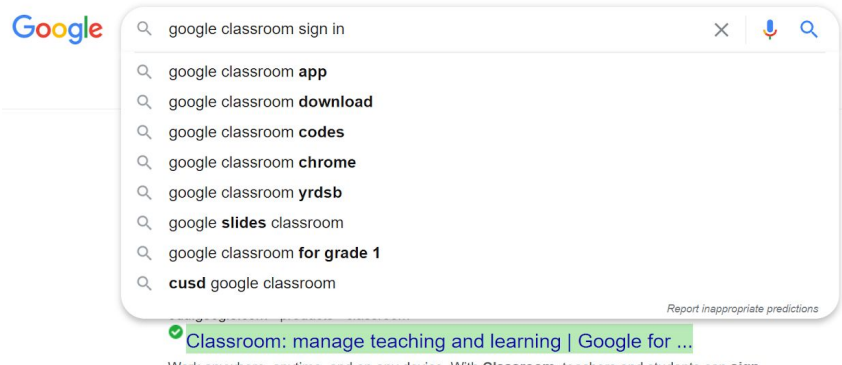
- 1) Click the internet browser on your computer. **Google Chrome** is the best one to use for this.



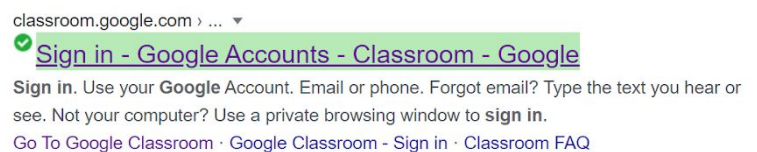
- 2) Go to the **Google Homepage** by typing www.google.com.au



- 3) In the Google Search bar, search for **Google Classroom sign in** and press **Enter** or **Return**.

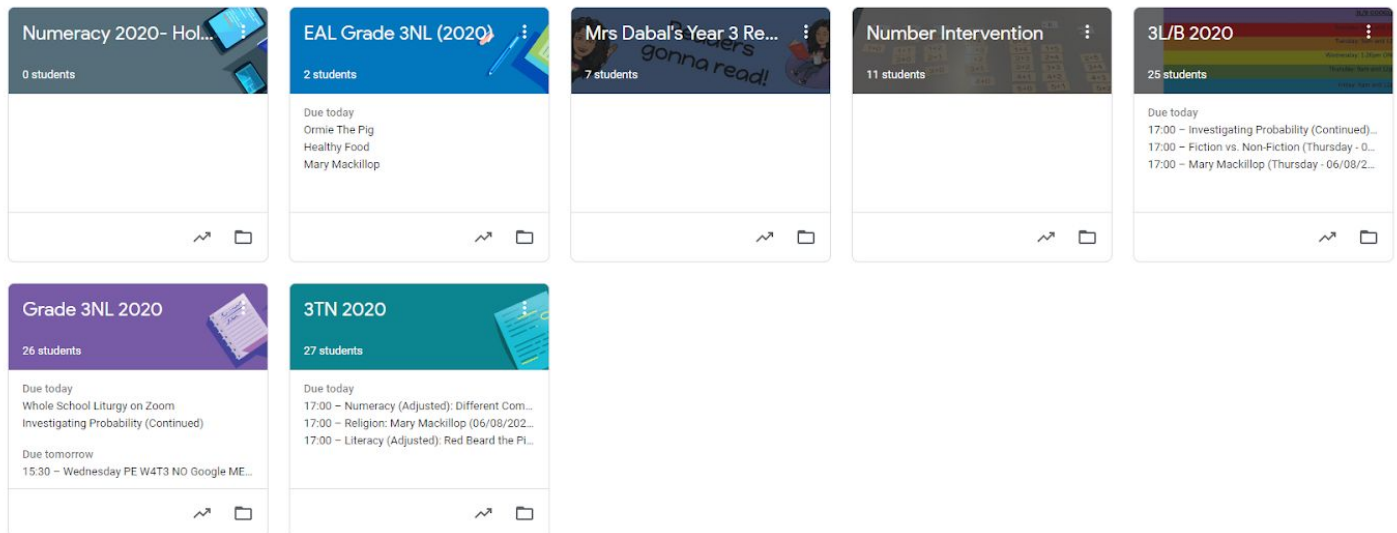


- 4) Click the first search result.

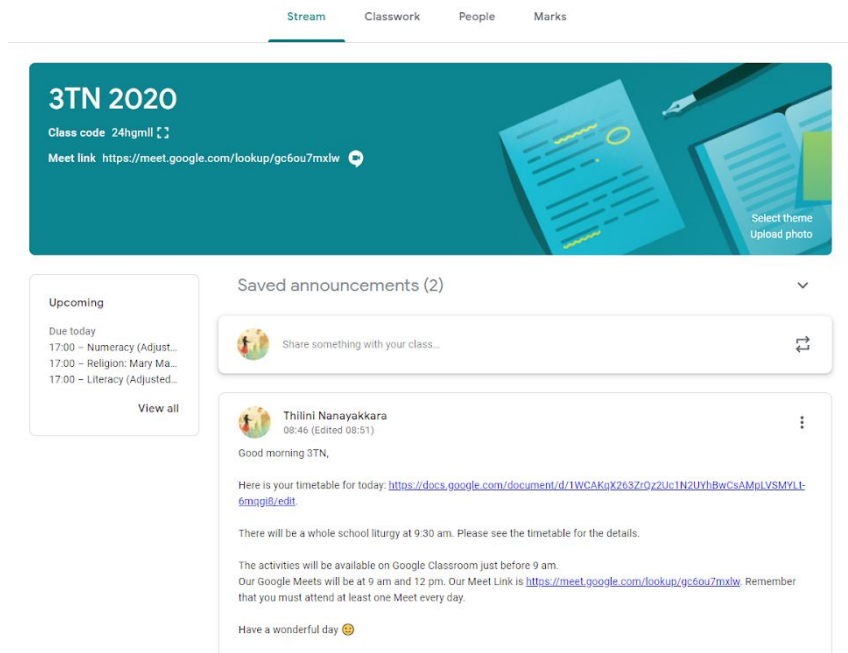


- 5) You will need to sign in using your **school email address and password**. If you do not have this, please contact your teacher. Please check that your spelling is correct when entering your details.

6) Click your **class' name**.



7) You are now in your class' **Google Classroom Stream** page. This where you will see your daily timetable, classwork and posts from your teacher.



8) To find your daily classwork, you can check the **Stream** Page

OR

the **Classwork** section:

3TN 2020 Stream Classwork People

View your work Meet Google Calendar Class Drive folder

All topics

Literacy

Numeracy

Inquiry

Religion

LOTE (Term 3)

Music (Term 3)

Physical Education - ...

Digital Technologies...

Art - Mrs. Shobha Hi...

Literacy

Literacy: Fiction vs. Non-Fiction (06/08/2020...) Due 17:00

Literacy: Information Report Introduction (0... Due 3 Aug, 17:00

Literacy: Narrative Draft - Resolution and E... Due 30 Jul, 17:00

Literacy: Narrative Draft - Tightening Tensio... Due 28 Jul, 17:00

Literacy: Narrative Draft - Sizzling Start and... Due 27 Jul, 17:00

Literacy - Narrative Plan: Resolution/Ending... Due 22 Jul, 17:00

Literacy - Narrative Plan: Tightening Tension... Due 21 Jul, 17:00

9) To complete your classwork, click on the name of the activity and click **View assignment**.

3TN 2020 Stream Classwork People

View your work Meet Google Calendar Class Drive folder

All topics

Literacy

Numeracy

Inquiry

Religion

LOTE (Term 3)

Music (Term 3)

Physical Education - ...

Digital Technologies...

Art - Mrs. Shobha Hi...

Literacy

Literacy: Fiction vs. Non-Fiction (06/08/2020...) Due 17:00

Instructions:

1) Watch the story Owl Babies from: https://drive.google.com/file/d/1PEKJqK2H0f_cl0ae6oAo-XL29FkM4NLs/view?usp=sharing. It is also attached below.

2) Think about: is this a Fiction or Non-Fiction text? How do you know? What is the text about?

3) Read The Great Wise Owl text at: https://docs.google.com/document/d/1RqvoXJPHvUDPu2_T17v5Z0L-qZkTmqSTZLwVT8F9vw/edit. It is also attached below.

4) Think about: is this a Fiction or Non-Fiction text? How do you know? How is this text the same/different to the Owl Babies text?

5) Compare the two texts by using the Text Comparison Chart Google Doc or worksheet.

Owl Babies.mp4 Video

The Great Wise Owl Google Docs

View assignment

- 10) Read the instructions of the task carefully to complete your work. You can complete your work online by clicking on the **Google Docs** that are attached OR you can attach photos of your work by clicking **+Add or create**.
When you are finished, double check your work and click **Hand in/Turn in**.

Literacy: Fiction vs. Non-Fiction (06/08/2020) [12:15 pm - 1 pm]

Thilini Nanayakkara • 08:45

9 points

Due 17:00

Today you are going to compare a Fiction (imaginary) text with a Non-Fiction (informative) text about the same topic.

Instructions:

- 1) Watch the story Owl Babies from: https://drive.google.com/file/d/1PEKJqK2H0f_cl0ae6oAo-XL29FkM4NLs/view?usp=sharing. It is also attached below.
- 2) Think about: is this a Fiction or Non-Fiction text? How do you know? What is the text about?
- 3) Read The Great Wise Owl text at: https://docs.google.com/document/d/1RqvoXJPHvUDPu2_Tt7v5Z0L--qZkTmgSTZLwVT8F9vw/edit. It is also attached below.
- 4) Think about: is this a Fiction or Non-Fiction text? How do you know? How is this text the same/different to the Owl Babies text?
- 5) Compare the two texts by using the Text Comparison Chart Google Doc or worksheet.



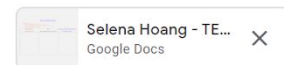
Owl Babies.mp4
Video



The Great Wise Owl
Google Docs

Your work

Assigned



+ Add or create

Hand in

Private comments



Add private comment...



Monday (24/08/2020)

Time	Subject/Activity
9 am	<p>Google Meet 1 Please click your class' Google Meet link to join in for a video chat about your learning. You must attend this Meet and your teacher will be taking a roll of your attendance.</p> <p><i>Literacy Lesson Focus Group 1 (stay on the Google Meet session)</i></p>
9 am - 10 am	<p><u>Literacy: Information Report Planning (Paragraphs 1 and 2)</u> Today you are going to research and plan an information report about dinosaurs.</p> <p>Instructions:</p> <ol style="list-style-type: none"> 1) Listen and read pages 1-5 of the <u>Dinosaurs Ebook</u> or <u>PDF version</u>. 2) Go to your class' folder on Google Drive folder. 3) Find your personal folder. 4) Find the <u>Information Report Plan Google Doc</u>. Please draw the Information Report Plan on paper if you are using a workbook. 5) Using your plan, begin researching and planning paragraph 1 (When did dinosaurs live?) and 2 (Where did dinosaurs live?) of your plan. 6) Revise and edit your writing for spelling, grammar and punctuation. 7) If you are completing your work in a workbook, please take a photo of your work and hand it into your teacher on Google Classroom or send it to their email.
10 am - 11 am	<p><u>Inquiry: Brain Break</u> Today you will have an opportunity to take a break and focus on your mind and thoughts.</p> <p>Instructions:</p> <ol style="list-style-type: none"> 1) Complete the Brain Gym video from: https://www.youtube.com/watch?v=Z8wPtI5bZQc (converted clip). 2) Complete the How to Train Your Brain video from: https://www.youtube.com/watch?v=oxRTELzCEvk (converted clip). 3) Complete the Peace Out Guided Relaxation by watching this clip: https://www.youtube.com/watch?v=pVKIZNCL5Ms&list=PL8snGkhBF7njO0QvtE97AJFL3xZYQSGh5&index=12 (converted clip). 4) Make an informative poster about what you have learnt on how to train your brain 5) Take a photo of your work and send it to your teacher
11:00 am - 12:00 pm	LUNCH
12 pm	<p><u>Google Meet 2</u> Please click your class' Google Meet link to join in for a video chat about your learning. You may attend this Meet if you wish. Your teacher will be taking a roll of your attendance.</p>
12 pm - 1 pm	<p><u>Numeracy: Making & Manipulating Money</u> Today you are going to continue to practise counting and manipulating money.</p> <p>Instructions:</p> <ol style="list-style-type: none"> 1. Click on the following link https://toytheater.com/play-money-australia/ 2. Experiment with the features on this website. 3. Using the website complete the following <u>Making & Manipulating Money (Worksheet)</u>. 4. Double check your work before handing/turning it in.

1 pm - 1:45 pm	<p><u>Religion: Forgiveness Cont'd (Part 1)</u></p> <p>Today we continue with forgiveness and how it affects our friendship with family and friends. Last week we identified the meaning of Forgiveness and Healing, and learnt how Jesus healed the Lepers. Today we are going to see how this looks in a story book.</p> <p>Instructions:</p> <ol style="list-style-type: none"> 1. Listen to the story Pumpkin Soup at: https://www.youtube.com/watch?v=IDax5kx2-Ks (converted clip). 2. Complete <u>The Three Characters</u> worksheet that is attached. 3. Check that your spelling, grammar punctuation are correct 4. Return to your teacher.
1:45 pm - 2pm	<p><u>Silent Reading</u></p> <p>Instructions:</p> <p>Read a book, website or article online. You might also like to use one of the following websites:</p> <p>www.getepic.com/students</p> <p>https://www.sunshineonline.com.au</p> <p>Username and Password: heps3021</p>
2:00 pm - 2:30 pm	<p style="text-align: center;">SNACK</p>
2:30 pm - 3 pm	<p><u>Get Active!</u></p> <p>Complete a physical activity of your choice (e.g. sport game, riding bike, skipping, Just Dance) or check Google Classroom for an activity from Mr. Herrera.</p>

Information Report Plan

Title:


1) When did dinosaurs live?

2) Where did dinosaurs live?

3) What did dinosaurs eat?

4) What did dinosaurs look like?

5) Interesting facts about dinosaurs:



Harry **Aisha** **Riz** **Blake** **Holly**

Look out for Harry, Riz and Blake who will tell you lots of brilliant facts about dinosaurs. Have a go at the quiz at the end to see how many facts you can remember!

Contents

All About Dinosaurs	1
Land, Sea and Air	3
Dinosaur Diets	6
Meet the Herbivores	7
Meet the Carnivores	9
Meet the Omnivores	11
Spikes, Scales, Horns and Tails	13
Fossil-Finders	18
Mary Anning	21
Living with Dinosaurs	23
Quiz	25
Glossary	27
Index	29

All About Dinosaurs

When did dinosaurs live?

Dinosaurs lived on Earth over 200 million years ago. They were part of the **reptile** family and lived for over 160 million years.

They became **extinct** around 65 million years ago.

Some **scientists** say that the dinosaurs were killed when an **asteroid** hit Earth and others say they were killed by volcanoes.

Many dinosaurs were huge but some were only the size of a big bird.



Did you know...?



Brachiosaurus (brack-ee-o-sor-us) could grow up to 30 metres long.



1


2

Land, Sea and Air

Where did dinosaurs live?

Land

Many dinosaurs lived on dry land. Some walked on their back legs and had a long tail to help them keep their balance. Other dinosaurs walked on all four legs.




A Baryonyx (ba-ree-o-nix) lived on land.

3

Sea

Over time, the legs of some dinosaurs **evolved** to become fins. These dinosaurs lived in the sea and were good swimmers.

This is the Ichthyosaurus (ick-thee-o-sor-us) or 'fish lizard'. It had large eyes for finding food and grew to the size of an adult man.



Ichthyosaurus (ick-thee-o-sor-us) fed on squid and fish.

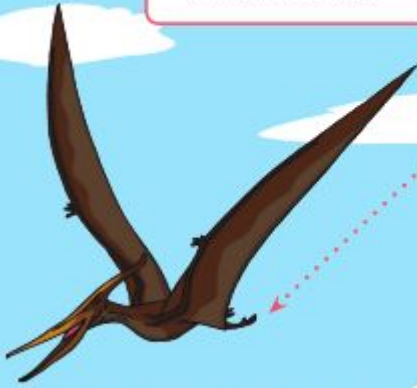
4

Air

Some reptiles grew wings and feathers. They were called Pterosaurs (te-ra-sors) and were the first animals to fly. They were not dinosaurs.



Their wings grew from their last finger to their back legs.



Pterodactyls (te-ra-dact-ul) had long beaks with around 90 sharp teeth.

5

Dinosaur Diets

What did dinosaurs eat?

Dinosaurs and other animals can be put into three main groups if we look at their **diet**.



Herbivores

animals that only eat plants, such as flowers, trees, nuts and grass



Carnivores

animals that only eat meat



Omnivores

animals that eat both meat and plants



Think about what you eat. Which group do you belong to?



6

Meet the Herbivores

Which dinosaurs were herbivores?

The first dinosaurs were herbivores or plant-eaters. They were short and wide. Later, other dinosaurs developed long necks which let them eat the leaves and branches from the tallest trees.

Did you know...?



The **Argentinosaurus** (ar-jen-teen-o-sor-us) was the largest plant-eating dinosaur ever to live.

Think about herbivores today. Can you think of one which has a long neck?

Diplodocus
(dip-lod-o-cus)

Apatosaurus
(a-pat-o-sor-us)

Brachiosaurus
(brack-ee-o-sor-us)

Iguanodon
(ig-warn-a-don)

These dinosaurs were all herbivores.

7

8

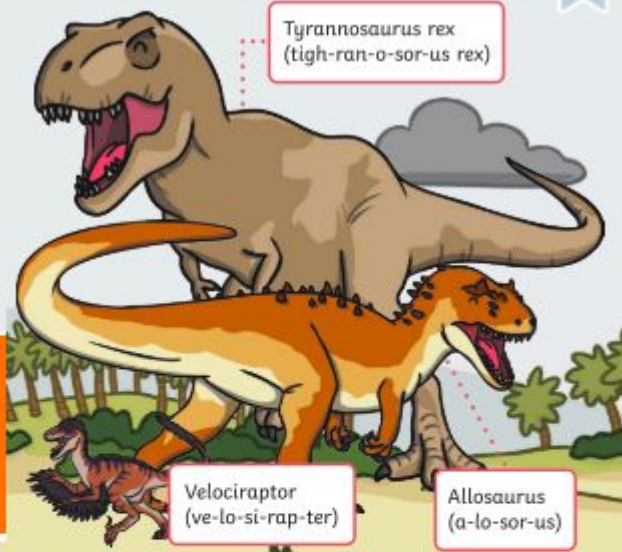
Meet the Carnivores

Which dinosaurs were carnivores?

The carnivores (meat-eaters) were fierce **predators**. Many had large jaws with sharp teeth to help them tear meat. They were very fast and powerful, which helped them to catch other dinosaurs to eat.



Think about carnivores today. Can you think of one that is very fast?



Tyrannosaurus rex
(tigh-ran-o-sor-us rex)

Velociraptor
(ve-lo-si-rap-ter)

Allosaurus
(a-lo-sor-us)

Carnivores had strong jaws.



9

Did you know...?



The Compsognathus (comp-sog-nath-us) was one of the smallest carnivores. It grew to about the size of a turkey. It ate small animals and insects.



10

Meet the Omnivores

Which dinosaurs were omnivores?

There weren't many dinosaurs that were omnivores. The Ornithomimus (or-ni-thom-i-mus) and the Oviraptor (o-vi-rap-ter) were both omnivores. They were bird-like dinosaurs with feathers and beaks. They had long legs to make them fast runners.



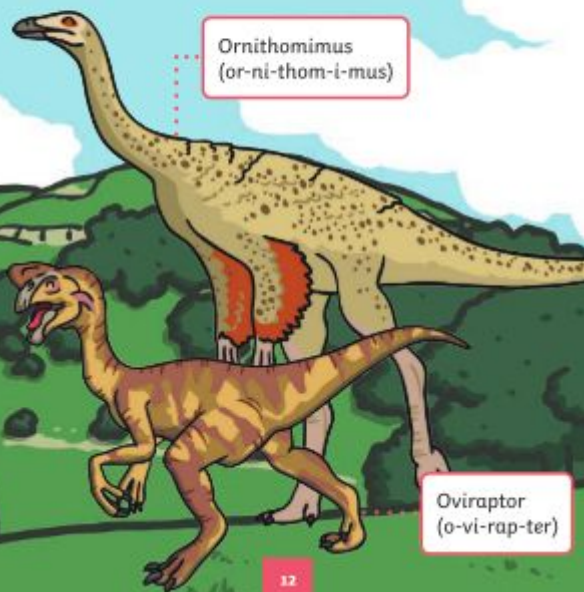
They ate plants, eggs, insects, small mammals and reptiles.

Did you know...?



The name 'Oviraptor' means egg-taker.

Ornithomimus
(or-ni-thom-i-mus)



Oviraptor
(o-vi-rap-ter)



Think of animals that are alive today. Can you think of any that are omnivores?

11

12

Spikes, Scales, Horns and Tails

What did dinosaurs look like?

Dinosaurs **adapted** to become better at surviving in the wild. Over time, they evolved to grow bigger and faster, finding it easier to hunt for food and catch their **prey**.



They also became better at **defending** themselves against **predators**. They had different features to protect themselves and to attack any dinosaurs that were hunting them.

13

Ankylosaurus

The enormous Ankylosaurus (an-kil-o-sor-us) was covered in hard plates like a suit of **armour**.



It had a big **club** on its tail to hit other dinosaurs with.

hard plates

tail club



14

Triceratops

The Triceratops (trigh-se-ra-tops) had three horns on its head to fight off other dinosaurs.

It also had a frill around its head which protected its neck from predators.

three horns

frill



Did you know...?



The name 'Triceratops' means three-horned face.

15


Stegosaurus

The Stegosaurus (steg-o-sor-us) was a nine-metre-long giant. Its tail had spikes which could grow up to almost one metre.

It also had big plates made of bone that grew along its back.

tail spikes

rows of plates



16

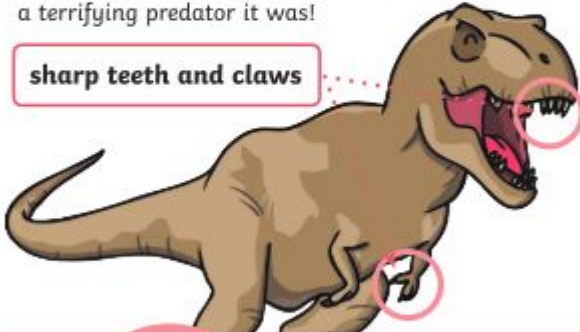
Tyrannosaurus Rex

The Tyrannosaurus rex (tigh-ran-o-sor-us rex) had a very large head and lots of pointed teeth. Each tooth was up to 20cm long.



It had two short arms with sharp claws. Its powerful, long back legs made it a fast runner. What a terrifying predator it was!

sharp teeth and claws



Did you know...?



The bite of a Tyrannosaurus rex was three times stronger than the bite of a great white shark.


17

Fossil-Finders

How do we know about dinosaurs?

Dinosaurs were alive millions of years before humans, so how have we found out all of these facts?

Scientists study animal and plant **fossils** to find out about the past. The proper name for these scientists is **palaeontologists** (pay-lee-un-tol-o-jists).



18

Palaeontologists have found the **remains** of dinosaur bones and eggs all around the world. This gives us important information about:

how they looked


when they lived

how they moved

where they lived

what they ate

Dinosaur teeth on display in a museum in America.



Allosaurus fossils found in America.



19

20

Mary Anning

Who was Mary Anning?

Mary Anning was a famous fossil-finder. She was born in 1799 and lived in Lyme Regis in the south of England. Mary would walk along the beaches and cliffs near this town looking for fossils with her brother and father.



Did you know...?



The beaches and cliffs where Mary Anning found her wonderful fossils are now known as the Jurassic Coast.

21

Mary was an excellent fossil hunter and became well known for her amazing finds. She found the complete fossil of an Ichthyosaurus, the fossil of a Plesiosaur (plee-see-o-sor) and many more.

Did you know...?



Mary Anning is still remembered today for her important work as a palaeontologist. There is a special sign on her home and a museum all about her in Lyme Regis.




22

Living with Dinosaurs

Are any dinosaurs still alive?

Fossils of more than 20 different dinosaurs with wings, feathers and a beak have been found. Many scientists think that birds are related to dinosaurs.



The Archaeopteryx (ar-kee-op-ter-ix) had wings.

23

Next time you are feeding the sparrows in your garden or spotting seagulls at the seaside, remember that they may have evolved from dinosaurs that lived millions of years ago.



24

Glossary

adapted	something which has changed to suit its surroundings
armour	a suit made of metal to protect the body
asteroid	a chunk of rock and metal in space that orbits the sun
club	a heavy weapon
defend	to stop someone or something getting hurt
diet	what an animal eats and drinks
digest	to break down food to be used by the body
evolve	to develop or improve over time
extinct	no longer living

27

fossils	the remains of an animal or plant that have been left in the rocks for a very long time
palaeontologist	a person that studies fossils to find out about life in the past
predator	an animal that hunts and kills other animals
prey	an animal that is hunted and killed by another animal
remains	what is left after an animal has died
reptile	a cold-blooded animal with dry scales or hard plates covering its body that lays eggs

28

Index

Allosaurus	10, 20
Ankylosaurus	14
Apatosaurus	8
Archaeopteryx	23
Argentinosaurus	8
Baryonyx	3
Brachiosaurus	1, 8
carnivore	6, 9, 10
Compsognathus	10
Diplodocus	8
fossil	18, 20, 21, 22, 23
herbivore	6, 7, 8
Ichthyosaurus	4, 22

29

Iguanodon	7
Mary Anning	21, 22
omnivore	6, 11
Ornithomimus	11, 12
Oviraptor	11, 12
palaeontologist	18, 19, 22
Plesiosaur	22
Pterodactyl	5
Pterosaur	5
reptile	1, 5, 11
Stegosaurus	16
Triceratops	15
Tyrannosaurus Rex	10, 17
Velociraptor	10

30

Have you met our non-fiction characters?



Riz

Riz is never still! He zips around on his skateboard and loves adventures and extreme sports. He has visited lots of different places in the world and is always full of tales about the amazing things he has done. He can't wait to work on a ship when he grows up so he can carry on seeing the world.



Holly

Holly likes to be the leader. She can be a bit bossy but her friends know this is because she likes to get a job done properly. She loves art and DT and her pockets are always full of pens, paper and glue, ready to sketch, stick or sculpt anything. Holly likes to follow the rules and isn't afraid to remind others to do the same.



Blake

This is Blake. He is a great thinker about life now and in the past – he would love to chat for hours about history! When he is with his friends, he enjoys sharing what he has discovered.



Aisha

Meet Aisha. She has a big, brave heart and will stick up for herself and her friends. She is interested in finding out about beliefs, traditions and cultures from around the world, which makes Aisha good at understanding other people's feelings.



Harry

Harry is fun and energetic with a kind, gentle side. He adores animals and is fascinated by science. He is always asking questions and investigating to find answers.

Making & Manipulating Money (Worksheet)

1. Make the following money amounts using -<https://toytheater.com/play-money-australia/>
2. Take a screenshot of each amount and paste it into the correct box.
3. When you start finding this worksheet too hard, you can stop and hand in/turn in your work.

85c

50c

\$1.20

\$3.95

\$4.65

\$7.25

\$9.55

\$10.90

\$12. 45

\$16.35

\$ 23.00	\$26.75
\$55.55	\$62.20
\$49.85	\$99.10
\$86.45	\$93.45
\$56.70	\$100.05

\$ 103.00	\$109.95
\$155.75	\$110.25
\$177.75	\$200.05
\$215.15	\$300.80
\$1000	\$1001.90

The Three Characters:

In the table below list qualities of each character. They can have more than one quality.

Qualities is a feature that makes a person or thing **unique**, it is something that we **value** in our friends or family. Something they have that makes them **special**. e.g Compassion is an important quality for a doctor to have.

Character	List of qualities.
Cat	
Squirrel	
Duck	

Tuesday (25/08/2020)

Time	Subject/Activity
9 am	<p><u>Google Meet 1</u> Please click your class' Google Meet link to join in for a video chat about your learning. You must attend this Meet and your teacher will be taking a roll of your attendance.</p> <p><i>Literacy Lesson Focus Group 2 (stay on the Google Meet session)</i></p>
9 am - 10 am	<p><u>Numeracy: Adding/Subtracting Money Continued</u></p> <p>Instructions:</p> <ol style="list-style-type: none"> 1. Watch the following video to revise your understandings of the different coins and notes that make up our money system in Australia: https://education.abc.net.au/home#!/media/1566328/ 2. Complete the following worksheet on <u>Making Money Amounts</u> 3. Double check your work before handing/turning it in
10 am - 11 am	<p><u>Inquiry: Which Emotion?</u> Today you are going to think about which emotions someone might feel depending on a particular situation.</p> <p>Instructions:</p> <ol style="list-style-type: none"> 1) Look at the <u>Emotions Chart</u>. What emotions do you know? How do the faces show particular emotions? 2) Watch How to Name and Understand Your Emotions from: https://www.youtube.com/watch?v=Pj6K8iWszAI (converted clip). 3) Complete the <u>Which Emotion? Google Doc</u> or worksheet.
11:00 am - 12:00 pm	LUNCH
12 pm	<p><u>Google Meet 2</u> Please click your class' Google Meet link to join in for a video chat about your learning. You may attend this Meet if you wish. Your teacher will be taking a roll of your attendance.</p>
12 pm - 1 pm	<p><u>Literacy: Information Report Planning (Paragraphs 3 and 4)</u> Today you are going to continue researching and planning an information report about dinosaurs.</p> <p>Instructions:</p> <ol style="list-style-type: none"> 1) Listen and read pages 6-17 of the <u>Dinosaurs Ebook</u> or <u>PDF version</u>. 2) Go to your class' folder on Google Drive folder. 3) Find your personal folder. 4) Find the <u>Information Report Plan Google Doc</u>. Please draw the Information Report Plan on paper if you are using a workbook. 5) Using your plan, continue researching and planning. Today you are going to focus on paragraph 2 (What did dinosaurs eat?) and 3 (What did dinosaurs look like?) of your plan. 6) Revise and edit your writing for spelling, grammar and punctuation. 7) If you are completing your work in a workbook, please take a photo of your work and hand it into your teacher on Google Classroom or send it to their email.
1 pm - 1:45 pm	<p><u>Religion: Forgiveness (Part 2)</u> On Monday we hear about three characters in the story Pumpkin Soup. You may wish to listen to the story again to refresh your thoughts.</p> <p>Instructions:</p> <ol style="list-style-type: none"> 1. Listen to the story Pumpkin Soup. https://www.youtube.com/watch?v=bA_Gf9zuHg https://www.youtube.com/watch?v=J5oN0aPGD-4 2. Think about the choices that each character made, and the consequences from their actions.

	<ol style="list-style-type: none"> 3. The three characters needed to compromise (reach an agreement) if they wanted to live in the same house. 4. Complete the <u>Reflection sheet for Pumpkin Soup</u>. 5. Make sure that you have read and corrected any mistakes. 6. Return to your teacher.
1:45 pm - 2 pm	<p><u>LFIN Focus Group 1/Mental Maths</u></p> <p>Structuring number Group 1 (Level 1-3) - Use the slide presentation to revise the big and small partitions of 10 and addition problems under 10.</p> <p>Math Flips Addition Combinations of 10</p>
2:00 - 2:30 pm	SNACK
2:30 pm - 3 pm	<p><u>Get Active!</u></p> <p>Complete a physical activity of your choice (e.g. sport game, riding bike, skipping, Just Dance) or check Google Classroom for an activity from Mr. Herrera.</p>

Making Money Amounts Revision

1. Make, draw or write the following money amounts in as many different ways as you can.
2. If you use toytheater (<https://toytheater.com/play-money-australia/>) to make your amounts, take screenshots of each amount made and paste them into the appropriate box.
3. Make sure you use coins and notes that EXIST in Australian currency (i.e. 45c and \$4 DO NOT EXIST).
4. When you start finding this worksheet too hard, you can stop and hand in/turn in your work.

25c	15c
30c	95c
\$1.05	\$1.55
\$2.85	\$2.75

\$5.55	\$8.30
\$9.40	75c
\$69.90	\$26.45
\$81.75	\$95.95

How do you feel today?



happy



angry



excited



embarrassed



cold



hot



surprised



tired



astonished



upset



worried



nervous



proud



sad



confused



scared



poorly



calm



stressed



disappointed

Which Emotion?

Read through these following scenarios and find a picture online or draw a face on paper to show what you think the person is feeling. Write down the name of the emotion or emotions you think that person is feeling.

Scenario	Picture/Photo
<p>1) It is their first day at primary school. They have arrived at the school door and can't see anyone they know.</p> <p>Emotion/s:</p>	
<p>2) This person has just been told that their parents are separating and will be living in different houses.</p> <p>Emotion/s:</p>	
<p>3) This person is going on holiday today and is on their way to the airport to get on the plane.</p> <p>Emotion/s:</p>	
<p>4) This person is sitting at a desk getting ready to do a test/exam.</p> <p>Emotion/s:</p>	
<p>5) This person was playing soccer and another child came and stole their ball.</p> <p>Emotion/s:</p>	
<p>6) This person has just been told that someone they love has died.</p> <p>Emotion/s:</p>	
<p>7) This person is standing up in assembly to receive an award.</p> <p>Emotion/s:</p>	

Reflection Sheet

1. Write in full sentences.
2. Check that all spelling, punctuation and grammar are correct.

CHARACTER	HOW DID THIS ANIMAL HURT ANOTHER CHARACTER IN THE STORY	HOW DID THEY REACH AN AGREEMENT IN THE STORY
CAT		
DUCK		
SQUIRREL		

\$100.95	\$105.65
\$245.15	\$299.34
\$302.70	\$403.85
\$489.25	\$505.65

Wednesday (26/08/2020)

Time	Subject/Activity
9:00 am - 9:40 am	<u>Specialists/Planning</u> You will be participating in your specialist classes. Please check Google Classroom for your lesson from your specialist teacher or complete the worksheet in your Homework pack. 3NK - Music (Mr. Damien O'Bree) 3LB - Art (Mrs. Shobha Hickey) 3TN - LOTE (Miss Miya Sun)
9:40 am - 10:20 am	<u>Specialists/Planning</u> You will be participating in your specialist classes. Please check Google Classroom for your lesson from your specialist teacher or complete the worksheet in your Homework pack. 3NK - Art (Mrs. Shobha Hickey) 3LB - LOTE (Miss Miya Sun) 3TN - P.E (Mr. Harry Herrera)
10:20 am - 11:00 am	<u>Specialists/Planning</u> You will be participating in your specialist classes. Please check Google Classroom for your lesson from your specialist teacher or complete the worksheet in your Homework pack. 3NK - LOTE (Ms. Miya Sun) 3LB - P.E (Mr. Harry Herrera) 3TN - Digital Technology (Ms. Allison Borg)
11:00 am - 11:55 am	LUNCH
12:00 pm - 12:40 pm	<u>Specialists/Planning</u> You will be participating in your specialist classes. Please check Google Classroom for your lesson from your specialist teacher or complete the worksheet in your Homework pack. 3NK - P.E (Mr. Harry Herrera) 3LB - Digital Technology (Ms. Allison Borg) 3TN - Music (Mr. Damien O'Bree)
12:40 pm - 1:20 pm	<u>Specialists/Planning</u> You will be participating in your specialist classes. Please check Google Classroom for your lesson from your specialist teacher or complete the worksheet in your Homework pack. 3NK - Digital Technology (Ms. Allison Borg) 3LB - Music (Mr. Damien O'Bree) 3TN - Art (Mrs. Shobha Hickey)
1:20 pm	<u>Google Meet 1</u> Please click your class' Google Meet link to join in for a video chat about your learning. Your teacher will be taking a roll of your attendance.
1:20 pm - 2pm	<u>Inquiry: Highway Heroes - Mood Drivers and Maps</u> Today you are going to have a look at what a mood is and what things can affect our mood. We can use something called a Mood Map to reflect on how we feel at different times of the day to help us understand what drives our mood. Instructions: <ol style="list-style-type: none"> 1) Read the <u>Feelings and Moods PDF</u>. 2) Think about: what are some things that can affect your mood? These things are called Mood Drivers.

	<ul style="list-style-type: none"> 3) Look at <u>Eve's Mood Map</u>. 4) Read the events on Eve's day on Monday and Sunday and think about how Eve's mood changes throughout the two days. 5) Use the <u>My Mood Map Google Doc</u> or worksheet to represent your moods for one week. 6) Reflect on your mood for the week. Think about what you are feeling and what may be driving those moods.
2:00 pm - 2:30 pm	SNACK
2:30 pm - 3pm	<p><u>Inquiry (continued):</u></p> <p>Continue working on your Inquiry task or finish off any other incomplete tasks.</p>

LEADER RESOURCE 6

Feelings and Mood Drivers

Our mood doesn't stay the same all day; it changes – sometimes a lot and at other times, not much at all. There are a number of things that can influence our mood and here are some of them. Can you think of others? Are there any that you're surprised to see included?



LEADER RESOURCE 9

Eve's Mood Map

On the next page is Eve's Mood Map for one week. On the left, the day is divided into chunks of time – like this:

Home	Class	Recess	Class	Lunch	Class	Activities
------	-------	--------	-------	-------	-------	------------

Saturday and Sunday have their own column for chunks of time - like this:

MORNING	AFTERNOON	NIGHT
---------	-----------	-------


Along the bottom is the name of each day – like this:

Monday	Tuesday	Wednesday	Thursday	Friday	Saturday	Sunday
--------	---------	-----------	----------	--------	----------	--------

Look at the “**Mood Legend**” to see what Eve's mood was at the different times of the day. Sometimes Eve was in two moods. Does that happen to you? Let's look at what was happening on Monday and Sunday.

Eve's Mood Map

Here you can see Eve's mood on Sunday and Monday.



Mood Legend

- | | | |
|--------|---------|-------|
| Sad | Jealous | Angry |
| Happy | Nervous | Calm |
| Grumpy | Excited | Bored |

My Mood Map

Use the mood colours below to fill in your Mood Map for one week.

If you would like to include a mood that is not listed, you can type it in the empty boxes of the Mood Colours with your own

Mood Colours

sad	jealous	angry	happy
nervous	calm	grumpy	excited
bored	frustrated	embarrassed	scared

	Morning (9 am - 12 pm)	Afternoon (12 pm - 5pm)	Evening (5 pm - 7 pm)	Night (7 pm - 9 pm)
Monday				
Tuesday				
Wednesday				
Thursday				
Friday				
Saturday				
Sunday				

Reflection:

What did you notice about your moods over the week?

Thursday (27/08/2020)

Time	Subject/Activity
9 am	<p>Google Meet 1 Please click your class' Google Meet link to join in for a video chat about your learning. You must attend this Meet and your teacher will be taking a roll of your attendance.</p> <p>Literacy Lesson Focus Group 3 (stay on the Google Meet session) Literacy Lesson Focus Group 4 (stay on the Google Meet session)</p>
9 am - 10 am	<p>Numeracy: Adding Money Revision Today you are going to revise adding money.</p> <ol style="list-style-type: none"> 1. Complete the Adding Money Revision (Worksheet). 2. Double check your work before handing/turning it in
9:30 am - 10 am	<p>Religion: Jesus Forgives Last week and this week we have been looking at people who have forgiven others. Today we shall look at Jesus forgiving one of his disciples in Matthew 26:31-35, This is a very powerful message.</p> <p>Instructions:</p> <ol style="list-style-type: none"> 1) Look at the clip attached https://www.youtube.com/watch?v=Ppb9bKX1r7k (converted clip) or you can read the passage in Jesus' Followers Will All Leave Him (attached below). 2) Think about the actions of Peter? Why do you think he said this? 3) Think about the actions of Jesus? Why do you think he said this? 4) Using the Jesus Forgives sheet of paper, create your own reflection on the story. 5) Take a photo and turn into your teacher.
11 am - 12 pm	LUNCH
12 pm	<p>Google Meet 2 Please click your class' Google Meet link to join in for a video chat about your learning. You may attend this Meet if you wish. Your teacher will be taking a roll of your attendance.</p>
12 pm - 1 pm	<p>Literacy: Information Report Planning (Paragraph 5) Today you are going to finish researching and planning an information report about dinosaurs.</p> <p>Instructions:</p> <ol style="list-style-type: none"> 1) Listen and read pages 18-24 of the Dinosaurs Ebook or PDF version. 2) Go to your class' folder on Google Drive folder. 3) Find your personal folder. 4) Find the Information Report Plan Google Doc. Please draw the Information Report Plan on paper if you are using a workbook. 5) Using your plan, finish researching and planning. Today you are going to focus on Paragraph 5 (Interesting facts about dinosaurs). This section can be written as dot points. Choose some interesting facts about dinosaurs to end your information report. 6) Look back over your plan. 7) Reflect on it: do you have enough facts? Do the facts make sense? Do you need to explain some of the keywords? 8) Revise and edit your writing for spelling, grammar and punctuation. 9) If you are completing your work in a workbook, please take a photo of your work and hand it into your teacher on Google Classroom or send it to their email.
1 pm - 1:45 pm	<p>Inquiry: Emotions Trigger Chart Today you are going to think about what things trigger your emotions and what you can do to try and cope when experiencing these emotions.</p> <p>Instructions:</p> <ol style="list-style-type: none"> 1) Look at the Emotions Chart from Tuesday. What emotions do you know? How do the faces show particular emotions? 2) Watch Name that Emotion from: https://www.youtube.com/watch?v=v-vbDrGk-Xc

	<p>(converted clip). Try to work out what emotion the characters are feeling.</p> <p>3) What are some ways you try to cope with your emotions e.g. talk a walk, listen to music, drink water, close your eyes, talk to someone, count backwards, breathe slowly and deeply.</p> <p>4) Complete the <u>Emotions Trigger Chart Google Doc</u> or worksheet.</p>
1:45 pm - 2pm	<p><u>LFIN Focus Group 2/Mental Maths</u></p> <p>Structuring number Group 2 (Level 4 & 5) - Use slide presentation to revise students' 10-plus facts.</p> <p>Math Flips Make 10 with 2 Addends</p>
2:00 pm - 2:30 pm	SNACK
2:30 pm - 3pm	<p><u>Get Active!</u></p> <p>Complete a physical activity of your choice (e.g. sport game, riding bike, skipping, Just Dance) or check Google Classroom for an activity from Mr. Herrera.</p>

Adding Money Revision

1. Add the following number values together.
2. Please take a photo of your working out and attach it to this assignment.
3. When you start finding this worksheet too hard, you can stop and hand in/turn in your work.

$\$16 + \$4.50 =$	$\$2 + \$12 =$	$\$6.20 + \$0.50 =$
$\$40 + \$24 =$	$\$56.10 + \$14.70 =$	$\$17.80 + \$3 =$
$\$77.30 + \$1.30 =$	$\$0.60 + \$0.60 =$	$\$2.80 + \$15.05 =$
$\$30 + \$15.10 =$	$\$85 + \$0.90 =$	$\$10.50 + \$20.70 =$

$\$15 + \$4.50 + \$2.50 =$	$\$70 + \$2 + \$5.60 =$	$\$4.60 + \$0.50 + \$1 =$
$\$90 + \$5.80 + \$3.10 =$	$\$15 + \$12.50 + \$6.70 =$	$\$66 + \$3.65 + \$12.10 =$
$\$18.80 + \$11.30 + \$6.60 =$	$\$0.90 + \$0.90 + \$0.90 =$	$\$14.50 + \$15.50 + \$16.50 =$
$\$42 + \$35.10 + \$5.50 =$	$\$328 + \$90 + \$16.50 =$	$\$105 + \$0.40 + \$70.20 =$

Jesus' Followers Will All Leave Him

Matthew 26:31-35,

Jesus told the followers, "Tonight you will lose your faith because of me. It is written in the Scriptures:

'I will kill the shepherd, and the sheep will scatter.'

But after I rise from death, I will go ahead of you into Galilee."

Peter said, "All the other followers may lose their faith because of you. But I will never lose my faith."

Jesus said, "I tell you the truth. Tonight you will say you don't know me. You will say this three times before the rooster crows."

But Peter said, "I will never say that I don't know you! I will even die with you!" And all the other followers said the same thing.

But when Jesus rose from the dead, he met Peter again and forgave Peter, for saying he did not know him.

Jesus Forgives

Using lots of colours and your imagination create a colour graffiti of the story.

Information Report Plan

Title:

1) When did dinosaurs live?






2) Where did dinosaurs live?

3) What did dinosaurs eat?

4) What did dinosaurs look like?

5) Interesting facts about dinosaurs:

Emotions Trigger Chart

1	This makes me feel angry ...		I can cope by...
2	This makes me feel sad ...		I can cope by...
3	This makes me feel nervous ...		I can cope by...
4	This makes me feel happy ...		I can cope by...
5	This makes me feel calm ...		I can cope by...

Friday 28/08/2020)

Time	Subject/Activity
9 am	<p>Google Meet 1 Please click your class' Google Meet link to join in for a video chat about your learning. You must attend this Meet and your teacher will be taking a roll of your attendance.</p> <p><i>Literacy Lesson Focus Group 5 (stay on the Google Meet session)</i></p>
9 am - 10 am	<p><u>Literacy: Dinosaurs Information Report Draft - Paragraphs 1 and 2</u> Today you are going to begin writing an information report about dinosaurs using your plan.</p> <ol style="list-style-type: none"> 1) Go to your class' folder on Google Drive folder. 2) Find your personal folder. 3) Open your Information Report Plan. 4) Look for the Dinosaurs Information Report Draft Google Doc. If you are working on paper, please use your workbook. 5) Using your plan, begin paraphrasing your research notes for Paragraphs 1 and 2. 6) Revise and edit your writing for spelling, grammar and punctuation. 7) If you are completing your work in a workbook, please take a photo of your work and hand it into your teacher on Google Classroom or send it to their email.
10 am - 11 am	<p><u>Numeracy: Change</u></p> <p>Instructions:</p> <ol style="list-style-type: none"> 1. Watch the following video about making change at https://www.youtube.com/watch?v=MqqnhzLspL8 (converted clip) 2. Complete the <u>Making Change</u> worksheet
11:00 am - 12 pm	LUNCH
12 pm	<p>Google Meet 2 Please click your class' Google Meet link to join in for a video chat about your learning. You may attend this Meet if you wish. Your teacher will be taking a roll of your attendance.</p>
12 pm - 1 pm	<p><u>Inquiry: Emotion Artwork</u> An emotion is a word to describe how you feel. Today you are going to show an emotion or a group of emotions in a creative way.</p> <p>Instructions:</p> <ol style="list-style-type: none"> 4) Look at the <u>Emotions Chart</u> from Tuesday. What emotions do you know? How do the faces show particular emotions? 5) Look at the <u>Emotion Artwork Google Doc</u>. 6) Think and reflect on what emotion or emotions are shown in each artwork. How can you tell? What colours, shapes, objects, words or symbols show the emotion/s? 7) Think of an emotion or a combination of emotions that you could show in a creative way. 8) Create an artwork in a format of your choice (e.g. drawing, painting, sculpture/model, photograph) incorporating your chosen emotion/s. 9) Take a photo of your work and insert it into the <u>My Emotion Artwork Google Doc</u>. 10) Write a short reflection about your artwork on the Google Doc or on paper.
1 pm - 1:45 pm	<p><u>Finishing Off</u> Please use this time to complete any unfinished tasks.</p>

1:45 pm - 2pm	<p><u>Silent Reading</u> Read a book, website or article online. You might also like to use one of the following websites:</p> <p>www.getepic.com/students (Check with your teacher about your class' code to get in)</p> <p>https://www.sunshineonline.com.au Username and Password: heps3021</p>
2:00 pm- 2:30 pm	<p>SNACK</p>
2:30 pm - 3pm	<p><u>Get Active!</u> Complete a physical activity of your choice (e.g. sport game, riding bike, skipping, Just Dance) or check Google Classroom for an activity from Mr. Herrera.</p>

Making Change

How many more cents are needed to make \$1?

- a. 95c =
- b. 80c =
- c. 60c =
- d. 15c =
- e. 25c =
- f. 40c =
- g. 70c =
- h. 30c =
- i. 35c =

How many more dollars are needed to make \$10?

- a. \$3 =
- b. \$6 =
- c. \$1 =
- d. \$9 =
- e. \$2 =
- f. \$5 =

How many more would I get from \$2 if I spent:

- a. \$1.60 =
- b. \$0.60 =
- c. 95c =
- d. \$1.80 =
- e. \$0.55 =
- f. \$1.55 =

What coins would I receive as change from \$2 if I spent:

- a. \$1.95 =
- b. \$1.00 =
- c. \$0.50 =
- d. \$1.30 =
- e. \$1.65 =
- f. 45c =

Emotion Artwork



**Emotion 2 by
Alexandra Kršňáková
(2019)**




**The Scream
Edvard Munch's
(1893)**




**Pixels
Emotions by Melanie
Alcantara Correia**



**'The Circus #3' by Jim
Dine (2007)**



ACEO by Mayumi



**Anger by Bertro
(2018)**

My Emotion Artwork

Take a photo of your artwork and insert it into the box below:

Reflection:

1) What emotion/s are in your artwork?

2) Why did you choose to show this emotion/s in this way?