

Holy Eucharist

Grade 3 Homework Pack

Week 8, Term 3



During Remote Learning you must...

- **read** the instructions of each task carefully
- **double check** your work when you have finished, to make sure that it makes sense, has the correct spelling and grammar, is your best work and that you have completed all the steps
- attempt **all** set tasks to the best of your ability
- hand in your daily tasks by **5:00 pm each day** on Google Classroom
- attend **the 9:00 am Google Meet on Monday, Tuesday, Thursday and Friday.** The morning Meets are **compulsory** (you must attend them) and your teachers will be taking attendance. ***if you are not online for the 9 am Meet, your parents will be notified.***
- The afternoon Meets at 12 pm (1:20 pm on Wednesdays) are **optional** (you do not have to attend them).

Please note...


- Homework packs tasks must be handed online daily through Google Classroom. If you are having trouble with this, please notify your teacher.
- If your family does not have a printer at home to print worksheets, you may need to copy/write the activity in your workbook, take a photo and then submit the work through Google Classroom.
- Your teacher will be keeping track of your tasks on Google Classroom, as well as your attendance online.
- Any work that is handed in late will **not** be accepted by your teacher.
- Please check your school email, Google Classroom and ClassDojo account **daily** to receive updates from your teachers and school.
- ***if you, or your family, have any questions or concerns about your Remote Learning, please contact your teacher online.***

How to log into Google Classroom on a Computer/Laptop/Chromebook/Macbook

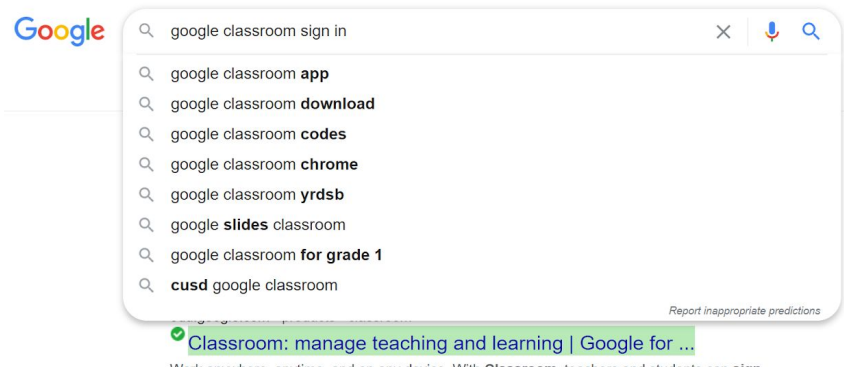
- 1) Click the internet browser on your computer. **Google Chrome** is the best one to use for this.



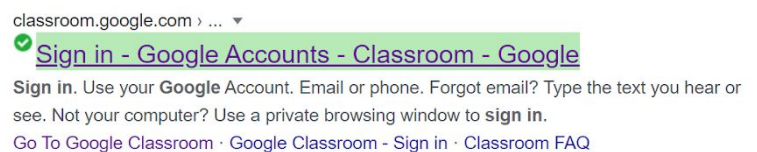
- 2) Go to the **Google Homepage** by typing www.google.com.au



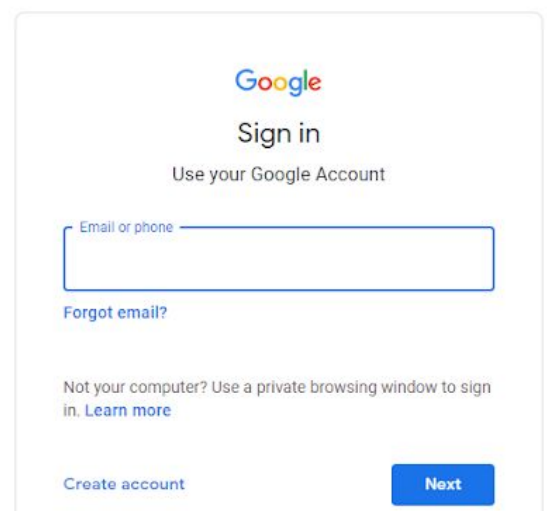
- 3) In the Google Search bar, search for **Google Classroom sign in** and press **Enter** or **Return**.



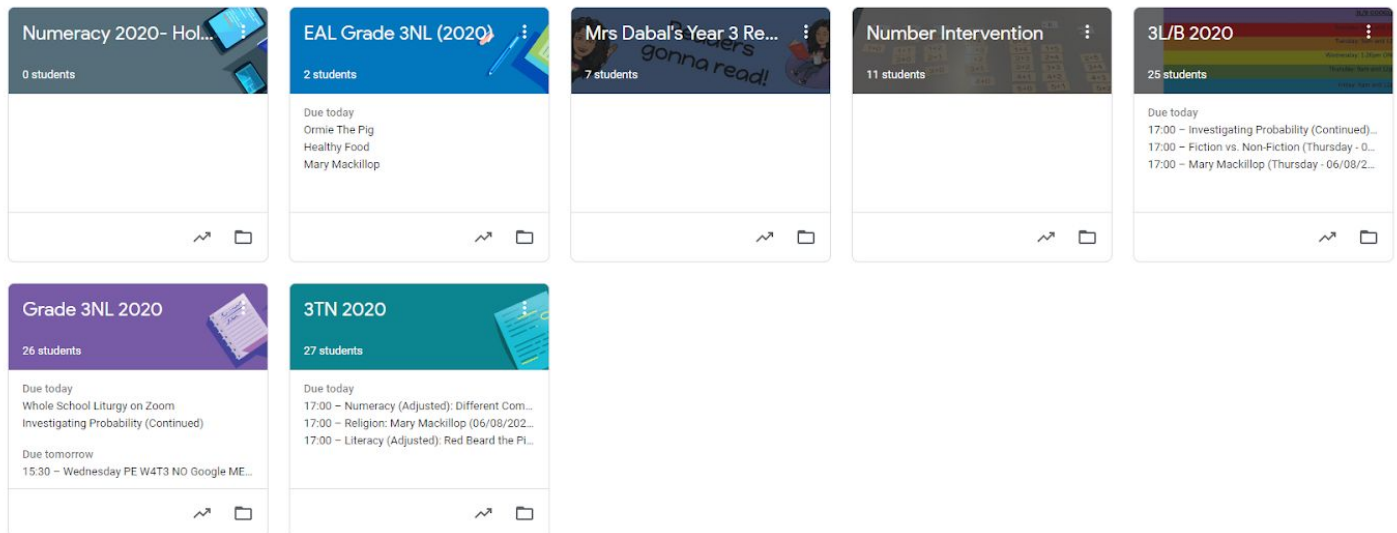
- 4) Click the first search result.



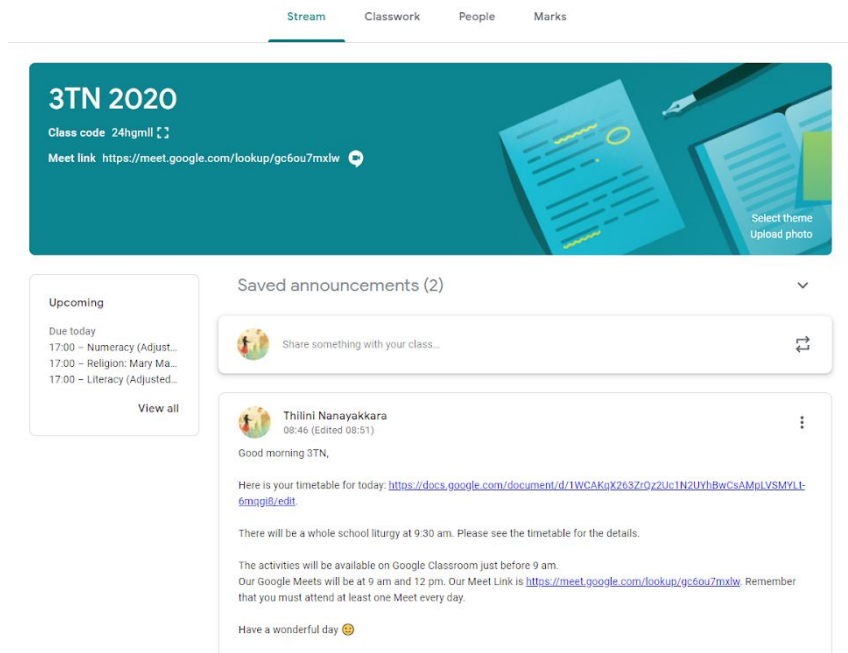
- 5) You will need to sign in using your **school email address and password**. If you do not have this, please contact your teacher. Please check that your spelling is correct when entering your details.

A screenshot of the Google Classroom sign-in form. It features the Google logo at the top, followed by the text "Sign in" and "Use your Google Account". Below this is a text input field labeled "Email or phone". To the left of the input field is a link "Forgot email?". Below the input field, there is a link "Not your computer? Use a private browsing window to sign in. Learn more". At the bottom left is a link "Create account", and at the bottom right is a blue button labeled "Next".

6) Click your **class' name**.



7) You are now in your class' **Google Classroom Stream** page. This where you will see your daily timetable, classwork and posts from your teacher.



8) To find your daily classwork, you can check the **Stream** Page

OR

the **Classwork** section:

3TN 2020 Stream **Classwork** People

View your work Meet Google Calendar Class Drive folder

All topics

- Literacy
- Numeracy
- Inquiry
- Religion
- LOTE (Term 3)
- Music (Term 3)
- Physical Education - ...
- Digital Technologies...
- Art - Mrs. Shobha Hi...

Literacy

Assignment	Due
Literacy: Fiction vs. Non-Fiction (06/08/2020...	Due 17:00
Literacy: Information Report Introduction (O...	Due 3 Aug, 17:00
Literacy: Narrative Draft - Resolution and E...	Due 30 Jul, 17:00
Literacy: Narrative Draft - Tightening Tensio...	Due 28 Jul, 17:00
Literacy: Narrative Draft - Sizzling Start and...	Due 27 Jul, 17:00
Literacy - Narrative Plan: Resolution/Ending...	Due 22 Jul, 17:00
Literacy - Narrative Plan: Tightening Tension...	Due 21 Jul, 17:00

9) To complete your classwork, click on the name of the activity and click **View assignment**.

3TN 2020 Stream **Classwork** People

View your work Meet Google Calendar Class Drive folder

All topics


- Literacy
- Numeracy
- Inquiry
- Religion
- LOTE (Term 3)
- Music (Term 3)
- Physical Education - ...
- Digital Technologies...
- Art - Mrs. Shobha Hi...

Literacy


Literacy: Fiction vs. Non-Fiction (06/08/2020... Due 17:00

Instructions:

- 1) Watch the story Owl Babies from: https://drive.google.com/file/d/1PEKJqK2H0f_cl0ae6oAo-XL29FkM4NLs/view?usp=sharing. It is also attached below.
- 2) Think about: is this a Fiction or Non-Fiction text? How do you know? What is the text about?
- 3) Read The Great Wise Owl text at: https://docs.google.com/document/d/1RqvoXJPHvUDPu2_T17v5Z0L-qZkTmqSTZLwVT8F9vw/edit. It is also attached below.
- 4) Think about: is this a Fiction or Non-Fiction text? How do you know? How is this text the same/different to the Owl Babies text?
- 5) Compare the two texts by using the Text Comparison Chart Google Doc or worksheet.



Owl Babies.mp4
Video



The Great Wise Owl
Google Docs

View assignment

- 10) Read the instructions of the task carefully to complete your work. You can complete your work online by clicking on the **Google Docs** that are attached OR you can attach photos of your work by clicking **+Add or create**.
When you are finished, double check your work and click **Hand in/Turn in**.

Literacy: Fiction vs. Non-Fiction (06/08/2020) [12:15 pm - 1 pm]

Thilini Nanayakkara • 08:45

9 points

Due 17:00

Today you are going to compare a Fiction (imaginary) text with a Non-Fiction (informative) text about the same topic.

Instructions:

- 1) Watch the story Owl Babies from: https://drive.google.com/file/d/1PEKJqK2H0f_cl0ae6oAo-XL29FkM4NLs/view?usp=sharing. It is also attached below.
- 2) Think about: is this a Fiction or Non-Fiction text? How do you know? What is the text about?
- 3) Read The Great Wise Owl text at: https://docs.google.com/document/d/1RqvoXJPHvUDPu2_Tt7v5Z0L--qZkTmgSTZLwVT8F9vw/edit. It is also attached below.
- 4) Think about: is this a Fiction or Non-Fiction text? How do you know? How is this text the same/different to the Owl Babies text?
- 5) Compare the two texts by using the Text Comparison Chart Google Doc or worksheet.



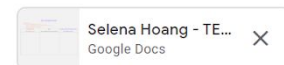
Owl Babies.mp4
Video



The Great Wise Owl
Google Docs

Your work

Assigned



+ Add or create

Hand in

Private comments



Add private comment...



Monday (31/08/2020)

Time	Subject/Activity
9 am	Google Meet 1 Please click your class' Google Meet link to join in for a video chat about your learning. You must attend this Meet and your teacher will be taking a roll of your attendance.
9 am - 10 am	<u>Literacy: Dinosaurs Information Report Draft - Paragraphs 3 and 4</u> Today you are going to begin writing an information report about dinosaurs using your plan. <ol style="list-style-type: none"> 1) Go to your class' folder on Google Drive folder. 2) Find your personal folder. 3) Open your Information Report Plan. 4) Look for the Dinosaurs Information Report Draft Google Doc. If you are working on paper, please use your workbook. 5) Using your plan, begin paraphrasing your research notes for Paragraphs 3 and 4. 6) Revise and edit your writing for spelling, grammar and punctuation. 7) If you are completing your work in a workbook, please take a photo of your work and hand it into your teacher on Google Classroom or send it to their email.
10 am - 11 am	<u>Inquiry: Body Image</u> Today you are going to have a look at what body image is and how we feel about our own body image. <p>Instructions:</p> <ol style="list-style-type: none"> 1) Watch the story The Reflection in Me from: https://www.youtube.com/watch?v=D9OOXCu5XMg. 2) Think about the following questions: how did the girl feel at the beginning of the story? How did she feel as her reflection began to speak to her? How did the girl feel at the end of the story? What do you think is the message of this story? 3) Read the <u>Body Image poster</u>. 4) Complete the <u>I Am Me Google Doc</u>.
11:00 am - 12:00 pm	LUNCH
12 pm	Google Meet 2 Please click your class' Google Meet link to join in for a video chat about your learning. You may attend this Meet if you wish. Your teacher will be taking a roll of your attendance.
12 pm - 1 pm	<u>Numeracy: Making Change</u> Today you are going to practise calculating change from simple transactions. <ol style="list-style-type: none"> 1. Rewatch the following <u>Making Change</u> video from https://www.youtube.com/watch?v=Mqqnhzlspl8. 2. Complete the <u>Calculating Change (Worksheet)</u>. 3. Make sure that you check over your answers before you submit your work.
1 pm - 1:45 pm	<u>Religion: Open-Minded Portrait</u> Friendship, and having friends is important. We learnt that last week in Pumpkin Soup. We will continue to look at friendships over the next few weeks. Today we are going to look at our best friend and why we think they are our friend. <p>Instructions:</p> <ol style="list-style-type: none"> 1. The sentence starter is : I am a good friend when I 2. Draw a big oval shape face on a piece of A4 paper 3. Complete the activity, making sure your sentence has correct spelling, punctuation and grammar. 4. You can use different types of pens, gel pens, coloured pencils, to make this face colourful. 5. On the outside complete your face, with hair, neck, ears. Maybe you'd like to include some

	<p>headphones too.</p> <p>6. Take a photo and return it back to your teacher.</p>
<p>1:45 pm - 2pm</p>	<p><u>Silent Reading</u> Instructions: Read a book, website or article online. You might also like to use one of the following websites:</p> <p>www.getepic.com/students</p> <p>https://www.sunshineonline.com.au Username and Password: heps3021</p>
<p>2:00 pm - 2:30 pm</p>	<p>SNACK</p>
<p>2:30 pm - 3 pm</p>	<p><u>Get Active!</u> Complete a physical activity of your choice (e.g. sport game, riding bike, skipping, Just Dance) or check Google Classroom for an activity from Mr. Herrera.</p>

Body Image



What is body image?

Body image is **how you feel about the way your body looks**.

Sometimes we can have a **positive body image**, where we like and appreciate the way we look. This is helpful to our mental health.

Sometimes we can have a **negative body image**, where we don't like the way we look. This is harmful to our mental health.



What affects body image?

A lot of things affect our body image. Here are some of them:

- Culture
- TV / Movies
- Magazines
- Family
- Friends
- School peers



Can you think of some others?

How can you have a positive body image?



Learn to love and respect your body for all that it can do. Your body is amazing!



Focus on the many positive things your body does every day – such as laughing, breathing and thinking!



Try not to compare yourself to people in magazines as they're often changed to look perfect – they aren't real



Be aware of the messages the media is giving you – avoid ones that say you need to change or that just focus on how you look



Understand you are much more than how you look



Do things that you enjoy, that make you feel great, or that you are good at



Spend time with positive people who accept their bodies as it will encourage you to do the same



Catch those thoughts telling you negative things about your body and replace them with positive ones



Build yourself up with some positive thoughts about yourself



Look at yourself as a whole person and appreciate qualities other than how you look




Write a list of your positive qualities and read it often - add to it when you discover more things you like about yourself



Remember that your body is unique - your differences give you style and personality

I AM ME

- 1) Look at yourself in a mirror (or the camera of your device) for a moment. Think about your reflection.
- 2) Draw the outline of a mirror on a full page of A4 paper. Leave some space around the edges. You might like to use some of the designs below:



- 3) Inside the mirror on your paper, draw a self portrait of yourself. This is a drawing of how you see yourself. There is an example below:




4) Around your mirror, write down the things that you like about yourself. Try to include as many things as you can!

Some things you might write could be: I like my cool black hair, I like my sparkling brown eyes, I like my wide smile, I am funny, I am good at Maths, I am a good friend.










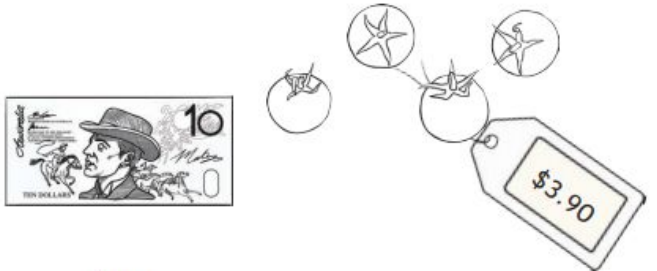
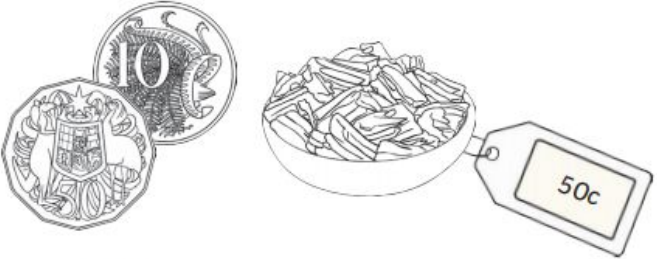
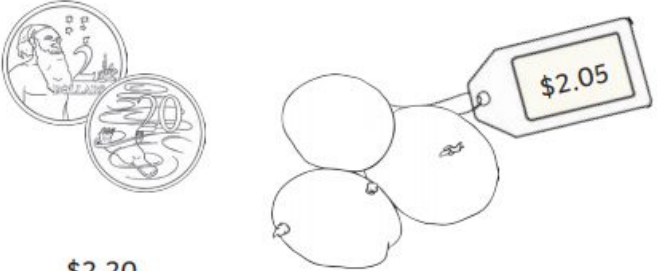
5) Take a photo of your work and insert it into the box below:

A large, empty rectangular box with a thin black border, intended for a user to insert a photograph of their work.

Calculating Change


Calculate the change from each transaction and type your answer into the box:

 <p>\$2</p>	Change:
 <p>\$2.50</p>	Change:
 <p>\$5</p>	Change:
 <p>\$2.70</p>	Change:
 <p>\$2</p>	Change:

 <p>\$5</p>	<p>Change:</p>
 <p>\$9</p>	<p>Change:</p>
 <p>\$10</p>	<p>Change:</p>
 <p>60c</p>	<p>Change:</p>
 <p>\$2.20</p>	<p>Change:</p>




\$4



Change:



\$5



Change:

Tuesday (01/09/2020)

Time	Subject/Activity
9 am	<p><u>Google Meet 1</u> Please click your class' Google Meet link to join in for a video chat about your learning. You must attend this Meet and your teacher will be taking a roll of your attendance.</p>
9 am - 10 am	<p><u>Numeracy: Essential Assessment (Money & Finances Post Test)</u> Today you are going to complete your Essential Assessment Money & Finances Post Test.</p> <p>Instructions:</p> <ol style="list-style-type: none"> 1. Login into your Essential Assessment account - You will find your login details and password in your special Google Drive folder. 2. Complete the Money and Finances Post Test. 3. Make sure that you check over your answers before you submit your test.
10 am - 11 am	<p><u>Inquiry: Peer Pressure</u> Today you are going to have a look at what Peer Pressure is and how it can affect your mental health.</p> <p>Instructions:</p> <ol style="list-style-type: none"> 1) Look at the <u>Peer Pressure Slides</u>. 2) Complete the <u>Peer Pressure Google Doc</u>.
11:00 am - 12:00 pm	LUNCH
12 pm	<p><u>Google Meet 2</u> Please click your class' Google Meet link to join in for a video chat about your learning. You may attend this Meet if you wish. Your teacher will be taking a roll of your attendance.</p>
12 pm - 1 pm	<p><u>Literacy: Dinosaurs Information Report Draft - Paragraph 5</u> Today you are going to begin writing an information report about dinosaurs using your plan.</p> <ol style="list-style-type: none"> 1) Go to your class' folder on Google Drive folder. 2) Find your personal folder. 3) Open your Information Report Plan. 4) Look for the Dinosaurs Information Report Draft Google Doc. If you are working on paper, please use your workbook. 5) Using your plan, begin paraphrasing your research notes for Paragraph 5. 6) Revise and edit your writing for spelling, grammar and punctuation. 7) If you are completing your work in a workbook, please take a photo of your work and hand it into your teacher on Google Classroom or send it to their email.
1 pm - 1:45 pm	<p><u>Religion: The Story of Zacchaeus</u> During the last few weeks we have been listening to stories from the Gospel about Jesus forgiving / healing people. Today we hear of another story.</p> <p>Instructions:</p> <ol style="list-style-type: none"> 1. Listen to the story of Zacchaeus. https://www.youtube.com/watch?v=QIQeriw-USs or read <u>The Story of Zacchaeus</u> (you may need to listen to this story more than once). 2. Open the <u>Royal Commission</u> document. There are some questions that you need to answer. One set of questions are about Zacchaeus and another set of questions are about Jesus. 3. Make sure all answers are in full sentences. 4. Proofread and edit your work and return it to your teacher.
1:45 pm - 2 pm	<p><u>LFIN GROUP 3</u> Level 5, 6 5. Formal addition (parts ≤ 10)</p>

	6. Formal addition & subtraction (parts ≤ 10)
2:00 - 2:30 pm	SNACK
2:30 pm - 3 pm	<p><u>Get Active!</u></p> <p>Complete a physical activity of your choice (e.g. sport game, riding bike, skipping, Just Dance) or check Google Classroom for an activity from Mr. Herrera.</p>



What Is Peer Pressure?

Peer Pressure is when a person or group of people, who are your peers, try to convince you to behave or act in a certain way.



Who Are My Peers?

Your peers are the people who are similar in age or background to you.

Examples:

- classmates;
- teammates;
- neighbors that are similar in age;
- siblings/family member that are close in age to you.



Two Types of Peer Pressure

POSITIVE

Positive peer pressure is when a peer, or a group of your peers, try to convince you to do the right thing or something good/helpful.



NEGATIVE

Negative peer pressure is when a peer, or a group of your peers, try to convince you to do the wrong thing or something bad/hurtful.



Positive or Negative? You Decide!

Your friend realizes he forgot to do his homework before class begins. He asks you if he can quickly copy down your answers before you go in to class. You are hesitant, but he tells you that if you are a good friend, you will help him out.

Is this positive or negative peer pressure?
What makes you think that?

Negative



Positive or Negative? You Decide!

You and your friends are riding bikes to the park. You see an elderly neighbor unloading groceries from her car. Your friends suggest that you all go and help her. You don't really want to because you would rather go to the park, but your friends tell you it will be quick and say, "Come on!".

Is this positive or negative peer pressure?
What makes you think that?

Positive



Positive or Negative? You Decide!

You and your twin sister are visiting your grandma, and you accidentally knock over a vase that shatters. You want to hide it, but your sister tells you that you need to just be honest and tell grandma. You are scared, but she says she will go with you and help explain what happened. She says you will feel a lot better if you just tell the truth.

Is this positive or negative peer pressure?
What makes you think that?

Positive



Positive or Negative? You Decide!

Your mom leaves you and your cousin, who is a year older than you, at the house while she runs to the store. Your cousin wants to watch a TV show that your mom does not allow you to watch. When you tell your cousin no, he calls you a baby and tells you that if you were cool you would watch the show. He also says your mom will never know.

Is this positive or negative peer pressure?
What makes you think that?

Negative



Can You Think of Another Example?

Can you think of another example of **negative peer pressure**?

Can you think of another example of **positive peer pressure**?



Peer Pressure

Read the scenario below:

Scenario 2:

Claire: Have you met the new girl?

Kim: Yeah, she is kind of weird.

Claire: Why do you think that?

Kim: I don't know. She just has funny clothes and stuff.

Claire: Oh. Well, I invited her to eat lunch with us.

Kim: No! You have to tell her you changed your mind. We can't be friends with her.

Claire: That would be really mean. I can't do that.

Kim: If you are going to eat lunch with her then you can't eat lunch with me.




Answer the questions about the scenario:

- 1) Who was pressuring?
- 2) What did they want the other person to do?
- 3) What did they say to try to convince that person?
- 4) Who was being pressured?
- 5) What do you think this person should do?
- 6) Answer the questions about the scenario below:

Peer Pressure Thinking Cards

What Would You Do?

Max and Billy are friends. Max tells Billy to rip up Charlie's art work. Max is really upset because he thinks Charlie's picture is better than his. Max says he won't be happy until Billy does it. Billy rips the corner from Charlie's picture. Charlie is very upset and Billy gets into trouble. Max is happy. What could have happened differently? Is Max a good friend?



twinkl.com

Zacchaeus

Lk 19: 1–10

Jesus was going through the city of Jericho. In Jericho there was a man named Zacchaeus. He was a wealthy, very important tax collector. He wanted to see who Jesus was, but he was too short to see above the crowd. He ran ahead to a place where he knew Jesus would come. He climbed a sycamore tree so he could see Jesus. **5** When Jesus came to that place, he looked up and saw Zacchaeus in the tree. He said to him, “Zacchaeus, hurry and come down! I must stay at your house today.”

Zacchaeus came down quickly. He was pleased to have Jesus in his house. All the people saw this and began to complain, “Look at the kind of man Jesus stays with. Zacchaeus is a sinner!”

But Zacchaeus said to the Lord, “I will give half of my money to the poor. If I have cheated anyone, I will pay that person back four times more!”

Jesus said, “Salvation has come to this house today. This man truly belongs to the family of Abraham. The Son of Man came to find lost people and save them.”

ROYAL COMMISSION

Questions for Zacchaeus	Possible responses	Questions for Jesus	Possible responses
<u>Factual Information:</u>			
Where were you heading when you heard Jesus speaking? What was your business in Jericho?		Why were you in Jericho?	
Feelings about the event:			
How did you feel when Jesus spoke to you? How did you feel when Jesus said he was coming to your house?		How did you feel about meeting Zacchaeus? How did you feel when the crowd called Zacchaeus a sinner?	
Reasons for acting in a particular manner:			
Why did you climb up the tree? Why were you collecting taxes for the Romans?		Why did you want to stay at Zacchaeus' house?	
Reactions after the event:			
How did this event change your life?		How did this event change your life?	

Wednesday (02/09/2020)

Time	Subject/Activity
9:00 am - 9:40 am	<u>Specialists/Planning</u> You will be participating in your specialist classes. Please check Google Classroom for your lesson from your specialist teacher or complete the worksheet in your Homework pack. 3NK - Music (Mr. Damien O'Bree) 3LB - Art (Mrs. Shobha Hickey) 3TN - LOTE (Miss Miya Sun)
9:40 am - 10:20 am	<u>Specialists/Planning</u> You will be participating in your specialist classes. Please check Google Classroom for your lesson from your specialist teacher or complete the worksheet in your Homework pack. 3NK - Art (Mrs. Shobha Hickey) 3LB - LOTE (Miss Miya Sun) 3TN - P.E (Mr. Harry Herrera)
10:20 am - 11:00 am	<u>Specialists/Planning</u> You will be participating in your specialist classes. Please check Google Classroom for your lesson from your specialist teacher or complete the worksheet in your Homework pack. 3NK - LOTE (Ms. Miya Sun) 3LB - P.E (Mr. Harry Herrera) 3TN - Digital Technology (Ms. Allison Borg)
11:00 am - 11:55 am	LUNCH
12:00 pm - 12:40 pm	<u>Specialists/Planning</u> You will be participating in your specialist classes. Please check Google Classroom for your lesson from your specialist teacher or complete the worksheet in your Homework pack. 3NK - P.E (Mr. Harry Herrera) 3LB - Digital Technology (Ms. Allison Borg) 3TN - Music (Mr. Damien O'Bree)
12:40 pm - 1:20 pm	<u>Specialists/Planning</u> You will be participating in your specialist classes. Please check Google Classroom for your lesson from your specialist teacher or complete the worksheet in your Homework pack. 3NK - Digital Technology (Ms. Allison Borg) 3LB - Music (Mr. Damien O'Bree) 3TN - Art (Mrs. Shobha Hickey)
1:20 pm -	<u>Google Meet 1</u> Please click your class' Google Meet link to join in for a video chat about your learning. Your teacher will be taking a roll of your attendance.
1:20 pm - 2pm	<u>Inquiry: Father's Day Vouchers</u> This coming Sunday is Father's Day. To celebrate this special day, you are going to create 3 or 4 gift vouchers to give to a special father figure in your life. <ol style="list-style-type: none"> 1. Look at <u>Gift Voucher Templates</u>. 2. Design 3-4 Gift Vouchers. 3. Write down things you can do to help this person at home or activities you can together in the near future. 4. Draw an illustration of activity. 5. If you like, take a picture of your vouchers and attach it to this assignment.

2:00 pm - 2:30 pm	SNACK
2:30 pm - 3pm	<u>Inquiry (continued):</u> Continue working on your Inquiry task or finish off any other incomplete tasks.

Happy Father's Day Happy Father's Day Happy Father's Day

Day Happy Father's Day

FOR YOU DAD!

A Gift of _____

Happy Father's Day Happy Father's Day Happy Father's Day

Father's Day Tickets

This ticket is good for

This ticket is good for

This ticket is good for

Dad #1 Dad #1 Dad #1 Dad #1 Dad #1 Dad #1

#1 Dad #1 Dad #1 Dad #1 Dad #1 Dad #1

A Gift Certificate For...

With Love From...

#1 Dad #1 Dad #1 Dad #1 Dad #1 Dad #1

Thursday (03/09/2020)

Time	Subject/Activity
9 am - 9:30 am	<u>Google Meet 1</u> Please click your class' Google Meet link to join in for a video chat about your learning. You must attend this Meet and your teacher will be taking a roll of your attendance.
9:30 am - 10 am	<u>Whole School Assembly via Zoom</u> Please check ClassDojo and Google Classroom for more information on the assembly.
10:00 - 11:00	<u>Numeracy Essential Assessment (Measurement Pre Test)</u> This week you are going to begin learning about measurement. Today you are going to complete a measurement pre-test on Essential Assessment. <ol style="list-style-type: none"> 1. Login into your Essential Assessment account - You will find your login details and password in your special Google Drive folder. 2. Complete the Measurement Pre Test. 3. Make sure that you check over your answers before you submit your test.
11 am - 12 pm	LUNCH
12 pm	<u>Google Meet 2</u> Please click your class' Google Meet link to join in for a video chat about your learning. You may attend this Meet if you wish. Your teacher will be taking a roll of your attendance.
12 pm - 1 pm	<u>Literacy: Information Report Diagrams and Captions</u> Today you are going to include diagrams and captions to support the main ideas in your Dinosaurs Information Report. <ol style="list-style-type: none"> 1) Watch the video Diagrams and Labels from: https://www.youtube.com/watch?v=vdylupgspll. 2) Find your personal folder. 3) Open your Information Report Plan. 4) Look for the <u>Dinosaurs Information Report Draft Google Doc</u>. If you are working on paper, please use your workbook. 5) Think about what diagrams you could use to give your readers more information about the main ideas in your text. 6) Using images from the internet (or you can draw if you are using a workbook), find at least 5 images for your Information Report. Make sure the images are suitable (match the information in your text). 7) Include a caption to explain each image and give more information. 8) Double check over your work.
1 pm - 1:45 pm	<u>Inquiry: Father's Day Card</u> Today you will make a Father's Day card for a special father figure in your life. This could be your dad, your uncle, your grandfather, a teacher or a family friend. <p>Instructions:</p> <ol style="list-style-type: none"> 1. Open the <u>Thumbs Up Fathers Day Card Instructions</u> document 2. If you have access to a printer, print the <u>Thumbs Up Template</u> document and print it out. If not, design your own cover and trace your own hand (to cut out later) 3. Follow the instructions to complete your card. 4. Add a special message inside for your chosen father figure. 5. If you like, take a picture of your card and attach it to this assignment or email it to your teacher.
1:45 pm - 2pm	<u>LFIN GROUP 4</u> <u>All Level 7 in Structuring</u> <u>Addition & Subtraction to 100</u>

2:00 pm - 2:30 pm	SNACK
2:30 pm - 3pm	<u>Get Active!</u> Complete a physical activity of your choice (e.g. sport game, riding bike, skipping, Just Dance) or check Google Classroom for an activity from Mr. Herrera.

Today you will make a Father's Day card for a special father figure in your life. This could be your dad, your uncle, your grandfather, a teacher or a family friend.

You will need:

- The printable card and hand template (separate PDF document)
- Scissors
- Glue
- Colouring materials

1. Print out the card template (PDF document). If you cannot print this out, you can design your own front cover.
2. Trace your hand on a sheet of paper (make sure your fingers are spread widely).



3. Cut out both the card template and the hand outline.
4. Place it on the card, roughly positioning it in the center. You'll get the feeling of how much "excess" hand you need to cut off.



5. Cut off the "extra" paper.



6. Fold the card in half.



7. Apply the glue on the palm area as well as across the thumb area.



8. Glue the hand outline on the card base.



9. Add a bit of glue on the tip of the index finger, bend the finger and stick it to the palm.



10. Repeat with all other fingers.



11. You've got yourself a thumbs up! All done!



12. Make sure you include a message inside to let your special father figure know how important they are in your life! :-)
13. If you like, take a picture of your work and attach it to this assignment or email it to your teacher.



Copyright Easy Peasy and Fun © 2016
www.easypeasyandfun.com
For personal and educational use only.
You may not post this file online.



Friday (04/09/2020)

Time	Subject/Activity
9 am	Google Meet 1 Please click your class' Google Meet link to join in for a video chat about your learning. You must attend this Meet and your teacher will be taking a roll of your attendance.
9 am - 10 am	Literacy: Information Report Self Assessment Today you will be editing and revising your Dinosaurs Information Report. <ol style="list-style-type: none"> 1) Watch the Editing Writing for Kids video from: https://www.youtube.com/watch?v=XP5yWz-MNpM 2) Go to your class' folder on Google Drive folder. 3) Find your personal folder. 4) Open your Information Report Plan. 5) Look for the Dinosaurs Information Report Draft Google Doc. If you are working on paper, please use your workbook. 6) Re-read over your Dinosaurs Information Report. 7) Check your spelling, grammar and punctuation. 8) Complete the Information Report Self Assessment.
10 am - 11 am	Numeracy: Measurement (Mass) Today you are going to begin investigating Measurement (Mass). <p>Instructions:</p> <ol style="list-style-type: none"> 1. Watch the following Youtube Clip - https://www.youtube.com/watch?v=pEot9b07lnk 2. Complete the following Introduction to Mass (Worksheet). 3. Make sure that you check over your answers before you submit your test.
11:00 am - 12 pm	LUNCH
12 pm	Google Meet 2 Please click your class' Google Meet link to join in for a video chat about your learning. You may attend this Meet if you wish. Your teacher will be taking a roll of your attendance.
12 pm - 1 pm	Religion: Jesus Forgives Last week and this week we have been looking at people who have forgiven others. Today we shall look at Jesus forgiving one of his disciples in Matthew 26:31-35, This is a very powerful message. <p>Instructions:</p> <ol style="list-style-type: none"> 1) Look at the clip attached https://www.youtube.com/watch?v=Ppb9bKX1r7k or you can read the passage in Jesus' Followers Will All Leave Him. 2) Think about the actions of Peter? Why do you think he said this? 3) Think about the actions of Jesus? Why do you think he said this? 4) Using the Jesus Forgives sheet of paper, create your own reflection on the story. 5) Take a photo and turn into your teacher.
1 pm - 1:45 pm	Finishing Off Please use this time to complete any unfinished tasks.
1:45 pm - 2pm	Silent Reading Read a book, website or article online. You might also like to use one of the following websites: www.getepic.com/students (Check with your teacher about your class' code to get in) https://www.sunshineonline.com.au Username and Password: heps3021

2:00 pm- 2:30 pm	SNACK
2:30 pm - 3pm	<u>Get Active!</u> Complete a physical activity of your choice (e.g. sport game, riding bike, skipping, Just Dance) or check Google Classroom for an activity from Mr. Herrera.

Information Report Self Assessment

Instructions:

- 1) Read through your Dinosaurs Information Report
- 2) Think about the structure, language features and grammar, spelling and punctuation you used
- 3) Complete the checklist below
- 4) Put a score of 1-3 for each section (1 - Okay 2 - Great 3 - Excellent)
- 5) Answer the 2 reflection questions at the end.

Structure

Heading - Have I chosen a suitable heading for my Information Report, which shows that it is a factual text?

Subheadings - Have I made sure that my subheadings are connected to my paragraphs?

Paragraphs - Have I used one paragraph for each main idea? Have I sequenced my writing with paragraphs?

Language Features

Keywords - Have I explained important words about the topic (keywords)?

Facts - Have I included enough important facts about the topic using research?

Diagrams and Captions - Have I used suitable diagrams with captions to explain the main ideas of my report?

Grammar, Spelling and Punctuation

Grammar - Does my writing make sense? Is it professional? Have I used the correct tense (past tense)? Have I used plurals correctly (e.g. is, are)?

Spelling - Are all my words spelt correctly?

Punctuation - Have I used capital letters, lower case, commas, full stops, talking marks, question marks, exclamation marks correctly?



What did you do well (What areas did you give yourself a number 3 for)?

What could you do better (What areas did you give yourself a number 1 or 2 for)?

Introduction to Mass

Using household objects complete the following table by taking and inserting photos.

Write a comparative sentence in the middle column using the words heavier than or lighter than to compare the pairs of objects.

Heavier	Comparative Sentence	Lighter
EXAMPLE: 	The brick is heavier than the feather.	
1)		
2)		
3)		
4)		
5)		
7)		
8)		
9)		
10)		

Using 5 household objects you have collected (from the table above), order them from lightest to heaviest. Take a photo of your work and paste it into this box:

Using 5 different household objects you have collected (from the table above), order them from heaviest to lightest. Take a photo of your work and paste it into this box:

Jesus' Followers Will All Leave Him

Matthew 26:31-35,

Jesus told the followers, "Tonight you will lose your faith because of me. It is written in the Scriptures:

'I will kill the shepherd, and the sheep will scatter.'

But after I rise from death, I will go ahead of you into Galilee."

Peter said, "All the other followers may lose their faith because of you. But I will never lose my faith."

Jesus said, "I tell you the truth. Tonight you will say you don't know me. You will say this three times before the rooster crows."

But Peter said, "I will never say that I don't know you! I will even die with you!" And all the other followers said the same thing.

But when Jesus rose from the dead, he met Peter again and forgave Peter, for saying he did not know him.

Jesus Forgives

Using lots of colours and your imagination create a colour graffiti of the story. Take a photo or attach your work in the box below: