

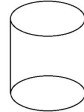
**WEEK 7 - 24/8/2020 - 28/8/2020**

Monday	Tuesday	Wednesday	Thursday	Friday			
<p align="center"><b>READING</b></p> <p>Listen to your teacher read a big book on ClassDojo. Draw a picture of your favourite part of the story.</p>	<p align="center"><b>READING</b></p> <p>Listen to your teacher read a big book on ClassDojo. Draw a picture of your favourite character.</p>	<p align="center"><b>READING</b></p> <p>Listen to your teacher read a big book on ClassDojo. Draw a picture of what happens at the beginning, in the middle and at the end of the story.</p>	<p align="center"><b>READING</b></p> <p>Listen to your teacher read a big book on ClassDojo. Complete the sentence starter, "I like this story because ..." or "I did not like this story because ..." on paper/exercise book.</p>	<p align="center"><b>READING</b></p> <p>Choose a book to read to your mum or dad. Practise reading and spelling the words in the green word folder. Do 'Look, Say, Cover, Write and Check' with the words.</p>			
<p align="center"><b>WRITING</b></p> <p><a href="#">Digraphs   Phonics Song for Children   Phonemic Awareness   Jack Hartmann</a></p> <p align="center"><a href="#">The TH Sound</a></p> <p>Draw 3 pictures of things that start with the 'th' sound and choose 1 word and write a sentence using that word.</p>	<p align="center"><b>WRITING</b> <b>Alphablocks</b></p> <p><a href="#">Alphablocks Series 3 - Thing</a></p> <p align="center">Recount A recount is a story that tells us about something that has happened.</p> <p>Draw 3 pictures that show the beginning, middle and end of your story using the boxes.</p> <table border="1" style="margin-left: auto; margin-right: auto;"> <tr> <td style="padding: 5px;">Beginning</td> <td style="padding: 5px;">Middle</td> <td style="padding: 5px;">End</td> </tr> </table>	Beginning	Middle	End	<p align="center"><b>WRITING</b></p> <p><a href="#">On The Weekend (weekend recount song)</a></p> <p>Use your plan from yesterday to write the beginning of your recount.</p> <p>Read your sentence back to an adult. Don't forget to stretch out the words and write the first letters &amp; write words you know how to spell.</p>	<p align="center"><b>WRITING</b></p> <p><a href="#">On The Weekend (weekend recount song)</a></p> <p>Use your plan from Tuesday, read the sentence you wrote for the beginning and write the middle of your recount.</p>	<p align="center"><b>WRITING</b></p> <p><a href="#">On The Weekend (weekend recount song)</a></p> <p>Use your plan from Tuesday, read the sentences you wrote for the beginning and middle of your recount and write the ending.</p>
Beginning	Middle	End					



**Parents please let your child attempt to spell the words on their own. We encourage children to have a go and learn from their mistakes. Please do not tell them how to spell the words, only prompt them to stretch out the word and write the letters/sounds they can hear. Making mistakes is OK, it is how we learn.**

Break

<p align="center"><b>MATHS</b></p> <p>Watch and sing! <a href="#">Kids Numbers Chant - TEEN and TY</a></p>	<p align="center"><b>MATHS</b></p> <p>Watch and sing! <a href="#">When You Add with a Pirate</a></p>	<p align="center"><b>MATHS</b></p> <p>Watch and sing! <b>3D Shapes</b> <a href="#">3D Shapes Song For Kids  </a></p>	<p align="center"><b>MATHS</b></p> <p>Watch and sing! <a href="https://www.youtube.com/watch?v=Mv-MKw_6swI">https://www.youtube.com/watch?v=Mv-MKw_6swI</a></p>	<p align="center"><b>MATHS</b></p> <p>Watch and sing! <a href="#">Sesame Street Measure That Animal</a></p>
--	--	--	---	---

<p>Listen to your teacher say the numbers and write them on a sheet of paper. Listen carefully to the endings on the numbers.</p>	<p>(addition song for kids)</p> <p>Listen to your teacher say a number sentence, draw the dots to match and write and complete the sentence.</p> <p>●●●● + ●●● = ●●●●●●●</p> <p>4 + 3 = 7</p>	<p><u>Spheres, Cylinders, Pyramids, Cubes, &amp; Cones</u></p> <p>Go for a walk around your house and find 3 things in the shape of a cylinder.</p> 	<p>Listen to your teacher say a double and write the number sentence and the answer.</p> <p><b>Challenge:</b> See if you can write the number sentence and what it equals for the big doubles.</p>	<p>Trace around your foot and cut it out. Use your cut out foot to measure a chair window Your bed.</p> <p>Draw what you measured and write how many feet long it was beside it.</p>
---	---	---	--	--

Break

<p><b>INQUIRY</b></p> <p>Watch and sing!</p> <p><u><a href="#">The Healthy Eating Song</a></u></p> <p><u><a href="#">Good Foods   Healthy Foods Song for Kids   Jack Hartmann</a></u></p> <p>Talk with an adult about what you think a healthy food plate looks like and draw a picture of what you think a healthy food plate looks like.</p>	<p><b>RELIGION</b></p> <p><u><a href="#">Taking Care of Earth   Caring for the Environment</a></u></p> <p><b>Who do you think should look after God's creation?</b></p> <p>Think about this question and complete the sentence starter "God's creation is looked after by..." and draw a picture to match your sentence.</p>	<p><b>INQUIRY</b></p> <p>Watch and sing!</p> <p><u><a href="#">Healthy Food Vs Junk Food Song!</a></u></p> <p><u><a href="#">Healthy Eating</a></u></p> <p><u><a href="#">What's On Your Plate?</a></u></p> <p>Watch the 'What's on Your Plate?' video and look at the healthy food plate below.</p> <p>Using the Healthy Food Template draw the different food that would go in each section or make a healthy lunch.</p> 	<p><b>RELIGION</b></p> <p>What is a steward and what do they do?</p>  <p>Draw a picture of how you think a steward would look after the world.</p>	<p><b>INQUIRY</b></p> <p><b>SEL: Highway Heroes Feelings</b></p> <p><u><a href="#">The Feelings Song</a></u></p> <p><u><a href="#">Sesame Street: Name That Emotion with Murray!</a></u></p> <p>Think about a time when you felt angry . For example, I felt angry when my friend wasn't sharing the toy</p> <p>Complete the sentence starter " I feel angry when..."</p> <p>Talk to someone about what you can do when you feel angry.</p> <p>Optional: 'Guess the feeling' online game'</p> <p><u><a href="https://pbskids.org/daniel/games/guess-the-feeling">https://pbskids.org/daniel/games/guess-the-feeling</a></u></p>
--	--	--	---	---

<p><b>MUSIC</b></p> <p><a href="https://www.hestalbanssth.catholic.edu.au/important-notice-covid-19-2/">https://www.hestalbanssth.catholic.edu.au/important-notice-covid-19-2/</a></p>	<p><b>SPORT</b></p> <p><a href="https://www.hestalbanssth.catholic.edu.au/important-notice-covid-19-2/">https://www.hestalbanssth.catholic.edu.au/important-notice-covid-19-2/</a></p>	<p><b>DIGITAL TECHNOLOGY</b></p> <p><a href="https://www.hestalbanssth.catholic.edu.au/important-notice-covid-19-2/">https://www.hestalbanssth.catholic.edu.au/important-notice-covid-19-2/</a></p>	<p><b>ART</b></p> <p><a href="https://www.hestalbanssth.catholic.edu.au/important-notice-covid-19-2/">https://www.hestalbanssth.catholic.edu.au/important-notice-covid-19-2/</a></p>	<p><b>LOTE</b></p> <p><a href="https://www.hestalbanssth.catholic.edu.au/important-notice-covid-19-2/">https://www.hestalbanssth.catholic.edu.au/important-notice-covid-19-2/</a></p>
--	--	---	--	---

Name: \_\_\_\_\_

# MY RECOUNT PLAN




A recount tells us about something that has happened in the order that it happened.

**First**

**Next**

**Then**





# (U1L2R1) Blank Healthy Food Plate Template

What's on your plate kids?



Healthy Eating is as easy as 1,2,3





## Music Term 3 - Week 7



PREP

**SOUND!**

[Damian.OBree@hestalbanssth.catholic.edu.au](mailto:Damian.OBree@hestalbanssth.catholic.edu.au)

What sounds do you hear?

<https://www.youtube.com/watch?v=Ff4bkG24hus&t=121s>

*Listen and sing along to the song 'Five Little Monkeys' and draw 3 different sounds you would hear in the jungle with the monkeys and the alligator!*



1.

2.

3.

