

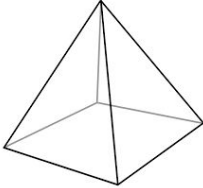
WEEK 8 - 31/8/2020 - 4/9/2020

Monday	Tuesday	Wednesday	Thursday	Friday			
<p>READING</p> <p>Listen to your teacher read a big book on ClassDojo. Draw a picture of your favourite part of the story.</p>	<p>READING</p> <p>Listen to your teacher read a big book on ClassDojo. Draw a picture of your favourite character.</p>	<p>READING</p> <p>Listen to your teacher read a big book on ClassDojo. Draw a picture of what happens at the beginning, in the middle and at the end of the story.</p>	<p>READING</p> <p>Listen to your teacher read a big book on ClassDojo. Complete the sentence starter, "I like this story because ..." or "I did not like this story because ..." on paper/exercise book.</p>	<p>READING</p> <p>Choose a book to read to your mum or dad. Practise reading and spelling the words in the green word folder. Do 'Look, Say, Cover, Write and Check' with the words.</p>			
<p>WRITING</p> <p>Digraphs Phonics Song for Children Phonemic Awareness Jack Hartmann</p> <p>The CH Sound</p> <p>Draw 3 pictures of things that start with the 'ch' sound and choose 1 word and write a sentence using that word.</p>	<p>WRITING</p> <p>Alphablocks - SH & CH Letter Teams Learn to Read Phonics for Kids Learning Blocks</p> <p>Recount</p> <p>A recount is a story that tells us about something that has happened. Draw 3 pictures that show the beginning, middle and end of your story using the boxes.</p> <table border="1" style="width: 100%; text-align: center;"> <tr> <td>Beginning</td> <td>Middle</td> <td>End</td> </tr> </table>	Beginning	Middle	End	<p>WRITING</p> <p>Digraphs Phonics Song for Children Phonemic Awareness Jack Hartmann</p> <p>Use your plan from yesterday to write the beginning of your recount.</p> <p>Read your sentence back to an adult. Don't forget to stretch out the words and write the first letters & write words you know how to spell.</p>	<p>WRITING</p> <p>On The Weekend (weekend recount song)</p> <p>Use your plan from Tuesday, read the sentence you wrote for the beginning and write the middle of your recount.</p>	<p>WRITING</p> <p>The Vowel Song: Long and Short Vowel Sounds</p> <p>Use your plan from Tuesday, read the sentences you wrote for the beginning and middle of your recount and write the ending.</p>
Beginning	Middle	End					

Parents please let your child attempt to spell the words on their own. We encourage children to have a go and learn from their mistakes. Please do not tell them how to spell the words, only prompt them to stretch out the word and write the letters/sounds they can hear. Making mistakes is OK, it is how we learn.

Break

<p>MATHS</p> <p>Subtraction</p> <p>When You Subtract with a</p>	<p>MATHS</p> <p>I Can Say My Number Pairs 10</p>	<p>MATHS</p> <p>Watch and sing!</p> <p>3D Shapes</p>	<p>MATHS</p> <p>Addition</p> <p>When You Add with a Pirate</p>	<p>MATHS</p> <p>Measurement</p> <p>Children use bottle caps to</p>
---	---	--	--	--

<p>Pirate (subtraction song for kids)</p> <p>Watch your teacher talk and model subtraction. Listen to your teacher say some subtraction number sentences and try to solve the problems.</p>	<p>https://apps.mathlearningcenter.org/number-frames/</p> <p>Click on the link above and have a try using the 10's frames to show 5 different ways to make 10 and write the number sentences to match.</p> <p>Options: take a photo of your work off the site or use the 10's frames template to draw what you made and upload your work.</p>	<p>3D Shapes Song For Kids Spheres, Cylinders, Pyramids, Cubes, & Cones</p> <p>Draw a pyramid or find some materials around your house and try to make one.</p> 	<p>(addition song for kids)</p> <p>Listen to your teacher say a number sentence, draw the dots to match and write and complete the sentence.</p> <p>●●●● + ●●● = ●●●●●●●</p> <p>4 + 3 = 7</p>	<p>measure how long 3 items from around the house are. E.g. a book, tissue box, paper. Draw a picture of 1 thing you measured and write how long it was.</p>
Break				
<p style="text-align: center;">INQUIRY</p> <p style="text-align: center;">Father's Day Activity</p> <p>Let's make an amazing card for dad. Using the example below, begin writing your message on a piece of paper.</p> <p style="text-align: center;">Example message</p> <p style="text-align: center;"><i>Dear _____</i></p> <p style="text-align: center;">Happy Father's Day</p> <p style="text-align: center;">I Love You!</p> <p style="text-align: center;"><i>From _____</i></p>	<p style="text-align: center;">RELIGION</p> <p>Think back about what a steward is and does and who you thought might be a steward. We are all stewards and we all need to look after God's creation and each other.</p> <p>Watch the clip below and think about what we do to our world and how we can look after it.</p> <p style="text-align: center;">Laudato Si' animation for children</p>	<p style="text-align: center;">INQUIRY</p> <p style="text-align: center;">Father's Day Activity</p> <p>Using your card that you started from Monday, decorate your Father's Day card and write your message.</p>	<p style="text-align: center;">RELIGION</p> <p style="text-align: center;">Watch and Listen</p> <p style="text-align: center;">THE EARTH BOOK by Todd Parr</p> <p>Listen to the story "The Earth Book". Think about the different ways on how you can look after God's Creation. Draw 2 ways you can help to look after the Earth.</p>	<p style="text-align: center;">INQUIRY</p> <p style="text-align: center;">SEL: Highway Heroes Feelings</p> <p style="text-align: center;">The Feelings Song</p> <p style="text-align: center;">Sesame Street: Name That Emotion with Murray!</p> <p>Think about a time when you felt excited. For example, I felt excited on my birthday. Complete the sentence starter</p> <p style="text-align: center;">" I feel excited when..."</p> <p>Optional: 'Guess the feeling' online game'</p> <p style="text-align: center;">https://pbskids.org/daniel/games/guess-the-feeling</p>
<p style="text-align: center;">MUSIC</p> <p style="text-align: center;">https://www.hestalbanssth.catholic.edu.au/important-notice-covid-19-2/</p>	<p style="text-align: center;">SPORT</p> <p style="text-align: center;">https://www.hestalbanssth.catholic.edu.au/important-notice-covid-19-2/</p>	<p style="text-align: center;">DIGITAL TECHNOLOGY</p> <p style="text-align: center;">https://www.hestalbanssth.catholic.edu.au/important-notice-covid-19-2/</p>	<p style="text-align: center;">ART</p> <p style="text-align: center;">https://www.hestalbanssth.catholic.edu.au/important-notice-covid-19-2/</p>	<p style="text-align: center;">LOTE</p> <p style="text-align: center;">https://www.hestalbanssth.catholic.edu.au/important-notice-covid-19-2/</p>

Ten Frames

Ten Frames

Name: _____

MY RECOUNT PLAN





A recount tells us about something that has happened in the order that it happened.

First

Next

Then





You Are the Best!

Tie Templates

1. Use these tie templates with cardstock, felt, or wrapping paper for a great Father's Day collage.
2. Let children fill their tie with whatever drawings, images, glitter and imagination they think best represents the special person in their lives.

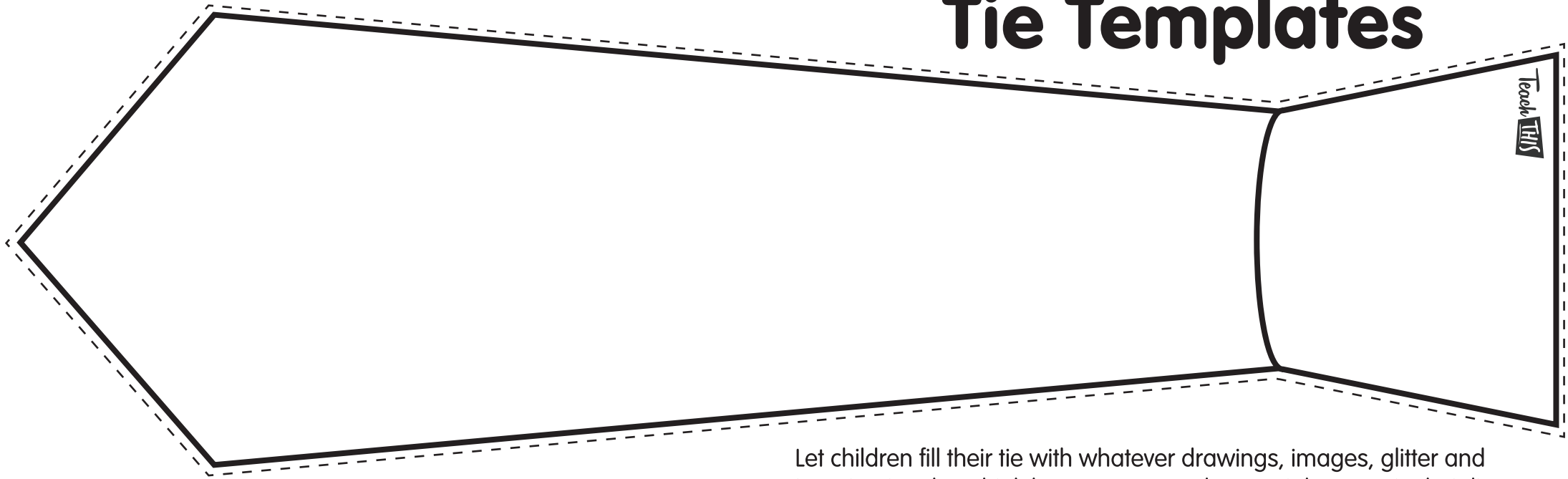
Teach **THIS**

Tie Templates

1. Use these tie templates with cardstock, felt, or wrapping paper for a great Father's Day collage.
2. Let children fill their tie with whatever drawings, images, glitter and imagination they think best represents the special person in their lives.

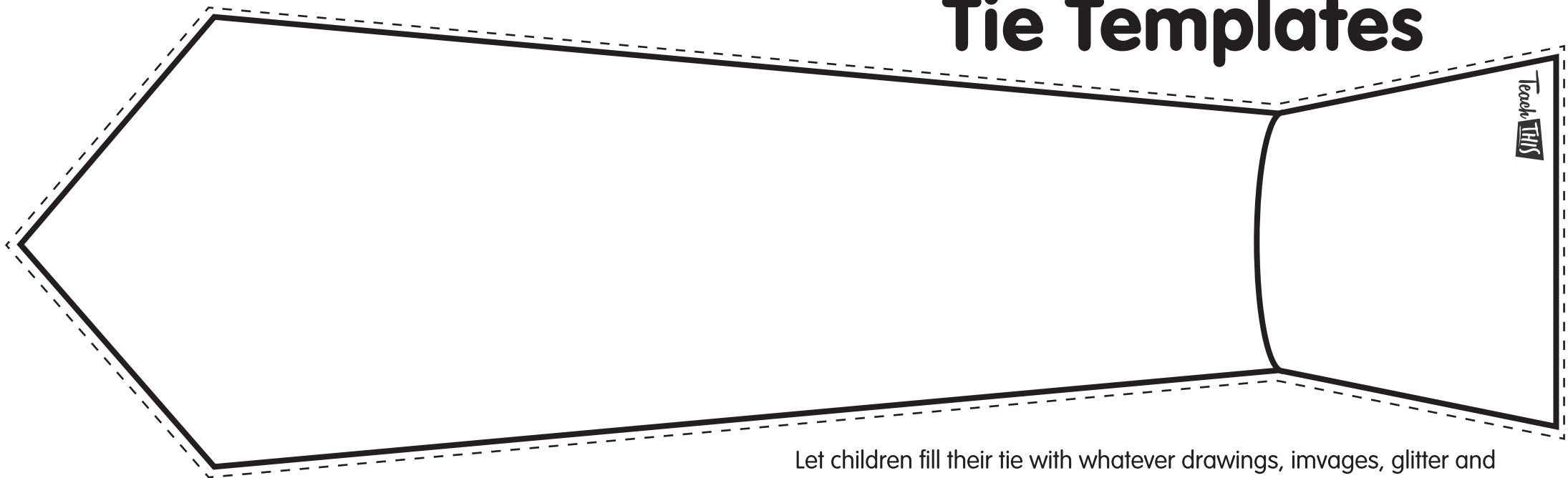
Teach **THIS**

Tie Templates



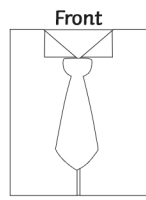

Let children fill their tie with whatever drawings, images, glitter and imagination they think best represents the special person in their lives.

Tie Templates



Let children fill their tie with whatever drawings, images, glitter and imagination they think best represents the special person in their lives.

Instructions (this is the outside of the card): Cover the outside of the card with patterned paper or fabric, use a contrasting pattern for the tie. Decorate the middle inside panel with your favourite superhero costume.



----- Fold lines