

Grade 1 - Week 4 Remote Learning

Name: _____ Grade 1 _____

Week 4	Literacy (45-60 minutes)	Numeracy (30-45 minutes)	Additional Learning (30-45 minutes)
Monday	<p>Spelling Focus: /ai/ making the sound "A" as in rain.</p> <p>https://m.youtube.com/watch?v=BGrlyCT7nK0</p> <p>https://www.youtube.com/watch?reload=9&v=JDzpV3jFefs</p> <p>https://www.youtube.com/watch?v=EQGOBQTTR-q</p> <p>Look cover, write check.</p> <ul style="list-style-type: none"> • Complete 1 Activity from your spelling grid sheet. • (Learning Intention: We will be learning about Explanation Text) • In your remote learning books write What is an ExplanationText? Draw pictures. (Red group 1 picture) 	<p>Number bonds for 5</p> <p>https://www.youtube.com/watch?time_continue=39&v=grtBdy5ishI&feature=emb_logo</p> <p>Watch the video on how to make number bonds of 5.</p> <p>Draw the different number bonds in your remote learning book by using the people on a bus to show your working out.</p> <p>Money</p> <p>Students open the link below to have access to Matifica. Now press on 'student view' to start your Australian currency game online.</p> <p>https://www.matific.com/au/en-au/guests/episode/s/MovieMoneyPaySortAndRecognize</p>	<p>Inquiry</p> <p>This week we are going to start a Food Journal to keep track of what food we are putting into our bodies. We should be having at least two servings of fruit and five servings of veggies each day.</p> <p>Each day you need to write or draw a picture of what you ate each day. You can print or copy the template below or you may like to create your own table.</p> <p>Can't wait to see all the yummy and healthy food you are putting into your body to help you grow!</p>
Tuesday	<p>Spelling Focus: /ai/ making the sound "A" as in rain.</p> <p>https://m.youtube.com/watch?v=BGrlyCT7nK0</p> <p>https://www.youtube.com/watch?reload=9&v=JDzpV3jFefs</p> <p>https://www.youtube.com/watch?v=EQGOBQTTR-q</p> <p>Look cover, write check.</p> <ul style="list-style-type: none"> • Complete 1 Activity from your spelling grid sheet. • (Learning Intention: We will be learning about Explanation Text) 	<p>3D Shapes</p> <p>Watch the video to learn about 3D shapes</p> <p>Now draw three different 3D shapes in your remote learning book</p> <p>https://www.youtube.com/watch?v=2cg-Uc556-Q</p> <p>Money</p> <p>Tune into classDojo for an online teaching session with your teacher to play a game of 'I Spy Money' to learn all about Australian Currency.</p> <p>In your remote learning book you are now going to order Australian notes and coins in order of their value.</p>	<p>Religion</p> <p>Go outside with God's creation and sit for 10 or 15 minutes.</p> <p>In your Remote Learning books, draw what animals or plants you can see – for example: a bird, a flower. You might also like to use a mobile phone or iPad to take a picture of the things you see and upload them to ClassDojo.</p> <p>Then, in your Remote Learning book, write down the animals or plants that you love under the heading 'God's Creation'. This might be pets you have or wild animals that you like. Draw the</p>

	<ul style="list-style-type: none"> Look at your Explanation Text features sheet and write what is a "Title" 		animals and plants, or add photos of them if you have a printer.
Wednesday	<p>Spelling Focus: /ai/ making the sound "A" as in rain.</p> <p>https://m.youtube.com/watch?v=BGrlyCT7nK0</p> <p>https://www.youtube.com/watch?reload=9&v=JDzpV3jFefs</p> <p>https://www.youtube.com/watch?v=EQGOBQTTR-q</p> <p>Look cover, write check.</p> <ul style="list-style-type: none"> Complete 1 Activity from your spelling grid sheet. (Learning Intention: We will be learning about Explanation Text) Look at your Explanation Text features sheet and write what is an "Opening Paragraph" 	<p>Number bonds for 10</p> <p>https://www.youtube.com/watch?time_continue=149&v=KvaAqlfzLpM&feature=emb_logo</p> <p>Watch the video on how to make number bonds of 10.</p> <p>Draw the different number bonds in your remote learning book by using the ten frames to show your understanding.</p> <p><u>Extension:</u> Now draw the rainbow in your remote learning book to show the different number bonds for 10 that can be made.</p> <p>Money</p> <p>Watch the video Buying a dog coat on (Fuse.education)</p> <p>https://fuse.education.vic.gov.au/Resource/ByPin?Pin=4NTRPR&SearchScope=All.</p> <p>Answer these questions in your remote learning book.</p> <p>In the story Al and Prime went shopping to buy Prime a coat.</p> <ol style="list-style-type: none"> 1) How much money do Al and Prime have altogether? 2) How much was Prime's coat? 3) How much money did they need to make \$15 dollars 4) What other coins and notes could Al and Prime use to make \$12 - draw these groups 	<p>Inquiry</p> <p>To be healthy in our bodies, we know that we need to be active. This can include playing sports, an active game or dancing. We can even do YOGA!</p> <p>Yoga helps us become more flexible, stronger and more coordinated. It also helps our concentration and helps us relax.</p> <p>Watch and follow along with this Yoga video and get your body moving.</p> <p>Write down in your Remote Learning books how you feel after you have completed this exercise.</p>

Thursday	<p>Spelling Focus: /ai/ making the sound “A” as in rain. https://m.youtube.com/watch?v=BGrlyCT7nK0 https://www.youtube.com/watch?reload=9&v=JDzpV3jFefs https://www.youtube.com/watch?v=EQGOBQTTR-g</p> <p>Look cover, write check.</p> <ul style="list-style-type: none"> • Complete 1 Activity from your spelling grid sheet. • (Learning Intention: We will be learning about Explanation Text) • Look at your Explanation Text features sheet and give examples of “Time Conjunctions” 	<p>3D Shapes Watch the video to learn about 3D shapes Now draw three different 3D shapes in your remote learning book https://www.youtube.com/watch?v=2cg-Uc556-Q</p> <p>Money Listen to the story being read https://www.youtube.com/watch?v=z5Y37H-kjMO ShopKeepers You are going to practice adding and subtracting your money</p> <ul style="list-style-type: none"> - Make your very own fake money using paper, pencil and scissors - You can use the paper coins from week 1-3 - Find objects around your house to sell to your family - Don't forget to make for sale tags listing the cost of the item - You can use a calculator to help you give out the correct change 	<p>Religion Watch this video of The Earth Book THE EARTH BOOK by Todd Parr.</p> <p>Have a think about some things you can do to help look after God's creation. For example: putting your rubbish in the bin, turning off the tap when brushing your teeth to save water.</p> <p>In your Remote Learning book, write down 3 things you can do to help look after God's creation and draw pictures of them.</p>
Friday	<ul style="list-style-type: none"> • Ask an adult to give you a spelling Dictation and check your spelling with a colour pencil. (In your remote learning book) • Complete 1 Activity from your spelling grid sheet. • Look at your Explanation Text features sheet and write what are Diagrams? 	<p>Number bonds for 20 https://www.youtube.com/watch?time_continue=14&v=4&v=4&v=4 Watch the video on how to make number bonds of 10. Draw the different number bonds in your remote learning book by drawing the flower pot just like in the video to show your understanding. Extension: Draw the different number bonds in your remote learning book by using the ten frames to show your understanding.</p> <p>Money</p>	<p>Highway Heroes/Wellbeing</p> <p>Watch Miss Mikaela's video on Class Dojo.</p> <p>Have a chat with Mum/Dad/Grandma/Grandpa or an older sibling about what is something that happens that could be a BUMP? What is something that could be a HAZARD? How can we be a Highway HERO?</p> <p>Complete the Highway to Success and Happiness Activity. Colour the picture of your Highway. Colour</p>

		<p>ShopKeepers - continue on from yesterday You are going to practice adding and subtracting your money and to do this you will be playing shopkeepers.</p> <ul style="list-style-type: none"> - Find new objects around your house to sell to your family - Don't forget to make for sale tags listing the cost of the item - You can use a calculator to help you give out the correct change 	<p>the signs the correct colour and write an example of a bump and a hazard in the boxes.</p> <p>Next, complete the questions by ticking yes or no. What do you do when you have a BUMP or a HAZARD? Ask your parents or an adult to help you answer the questions.</p>
--	--	--	---

Spelling Homework Grid

Spelling List

Use chalk to write your spelling words outside.



Pop some paint in a freezer bag and seal it. Then, use your finger to write your words in the paint without getting messy!

Pick 2 words and make them using sticks or twigs.



Pick 4 words. Using an old magazine, cut out the letters you need to make the words and glue them down on a new sheet.

Give an adult a spelling test! How many of your words can they get correct?



Sing your words.

Say the word then jump for each letter, shouting them out as you jump.

Make your spelling words using dough.

the



Pick 2 words and draw pictures of them.

Make up a short poem using as many of your spelling words as possible.



Write a short story using as many of your spelling words as you can.

Use jigsaw pieces, toy cars or other small toys to make 3 words from your list.

Weekly Spelling Sheet






























































Focus: /ai/ making the sound 'i' as in rain Name: _____

Say the word, write the word	Monday	Tuesday	Wednesday	Thursday
Red Spelling words				
rain				
train				
main				
pain				
nail				
mail				
Orange Spelling words.				
hail				
gain				
paid				
sail				
fail				
wait				
Green Spelling words.				
snail				
aim				
brain				
chain				
mermaid				
drain				
stain				
wait				
rail				

Food Journal

Name: _____

Date: _____

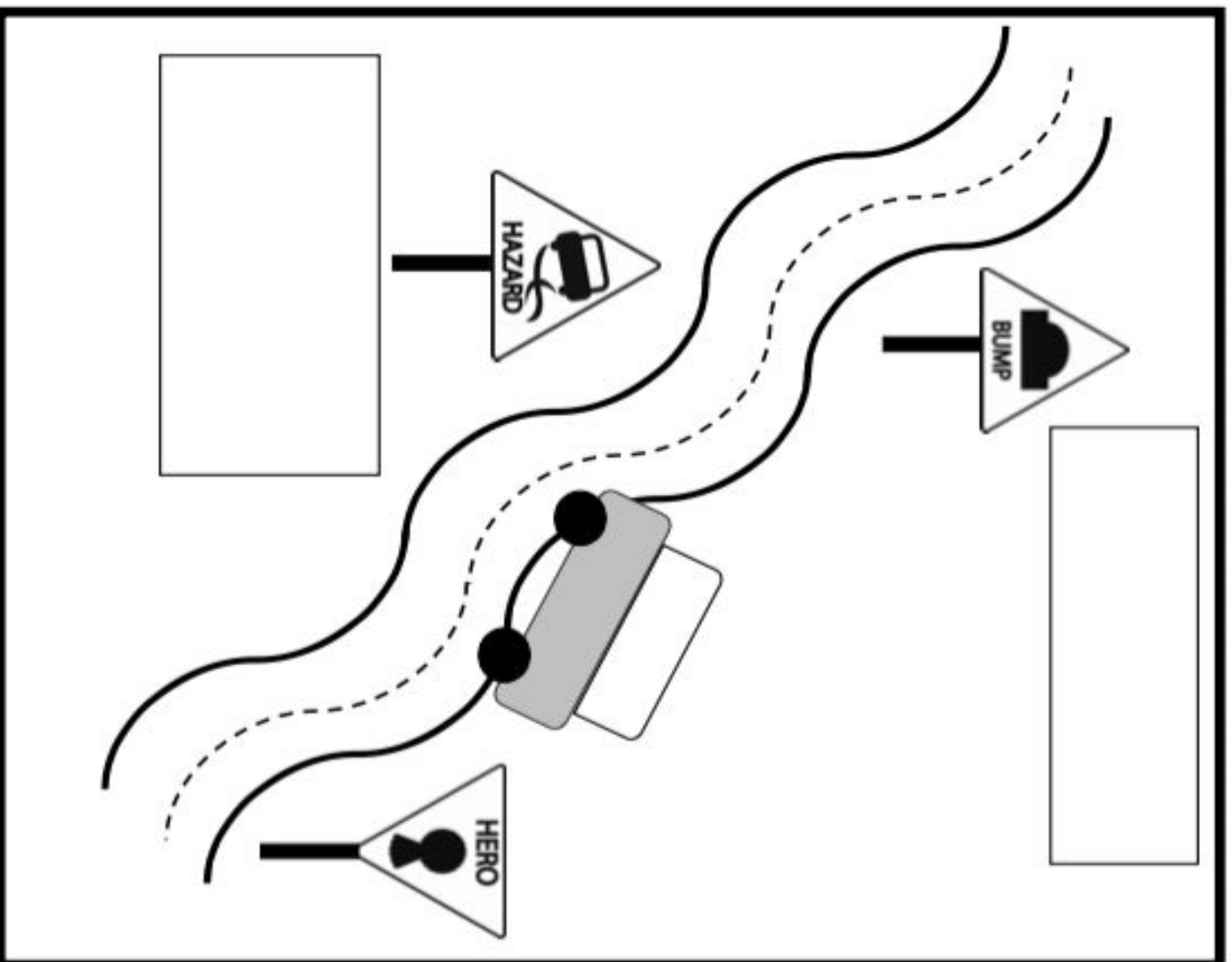
	Breakfast 	Morning Tea 	Lunch 	Snack 	Dinner 	Fruit and Veggies (Cross off as you eat your fruit and veggies.)
Monday						<div><div></div><div></div><div></div><div></div><div></div><div></div><div></div><div></div></div>
Tuesday						<div><div></div><div></div><div></div><div></div><div></div><div></div><div></div><div></div></div>
Wednesday						<div><div></div><div></div><div></div><div></div><div></div><div></div><div></div><div></div></div>
Thursday						<div><div></div><div></div><div></div><div></div><div></div><div></div><div></div><div></div></div>
Friday						<div><div></div><div></div><div></div><div></div><div></div><div></div><div></div><div></div></div>
Saturday						<div><div></div><div></div><div></div><div></div><div></div><div></div><div></div><div></div></div>
Sunday						<div><div></div><div></div><div></div><div></div><div></div><div></div><div></div><div></div></div>

KICK-OFF HOME ACTIVITY

The Highway to Success and Happiness

Colour this picture of your HIGHWAY. Can you:

- Remember the colours of the signs?
- Can you draw a picture of you in the car?
- Write an example of a BUMP and a HAZARD in the box near the sign.



What do you do when you have a BUMP or a HAZARD? Ask your Mum and /or Dad to help you answer the questions.

I can calm down quickly. Yes ☒ No ☒

When I hit a BUMP I say, "It's not fair!" Yes ☒ No ☒

I have been bullied before. Yes ☒ No ☒

I do my homework and hand it in on time. Yes ☒ No ☒

It takes me a long time to get out of a bad mood. Yes ☒ No ☒

I have little fights with my friends and we make up. Yes ☒ No ☒

I give up if I do boring work or hard work. Yes ☒ No ☒

If I get left out I cry and tell an adult. Yes ☒ No ☒

Can you explain to someone at home what a HIGHWAY TOOL is? Think about what TOOLS get used for at home... fixing things! At school and at home, when there are BUMPS and HAZARDS, you need to know which TOOL to use so you can get back to being a HIGHWAY HERO. When you've finished explaining, colour the TOOL sign yellow.

