

Holy Eucharist

Grade 3 Homework Pack

Week 6, Term 3



During Remote Learning you must...

- read the instructions of each task carefully
- double check your work when you have finished, to make sure that it makes sense, has the correct spelling and grammar, is your best work and that you have completed all the steps
- attempt all set tasks either in your Homework pack or on Google Classroom, not both
- hand in your daily tasks by 5:00 pm each day on Google Classroom
- attend at least one Google Meet everyday.

Please note...

- Homework packs must be collected and handed in every Friday.
- Corrected homework packs must be collected every Friday.
- Your teacher will be keeping track of your tasks on Google Classroom or the homework packs, as well as your attendance online.
- Any work that is handed in late will not be accepted by your teacher.
- Please check your school email, Google Classroom and ClassDojo account daily to receive updates from your teachers and school.
- *If you, or your family, have any questions or concerns about your Remote Learning, please contact your teacher online.*

How to log into Google Classroom on a Computer/Laptop/Chromebook/Macbook

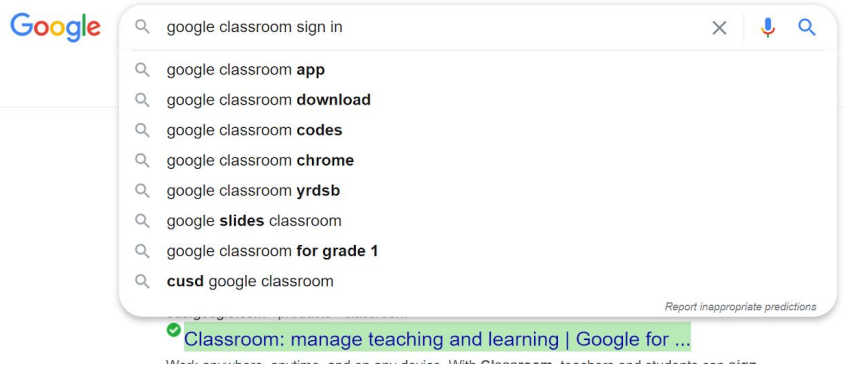
1) Click the internet browser on your computer. **Google Chrome** is the best one to use for this.



2) Go to the **Google Homepage** by typing www.google.com.au



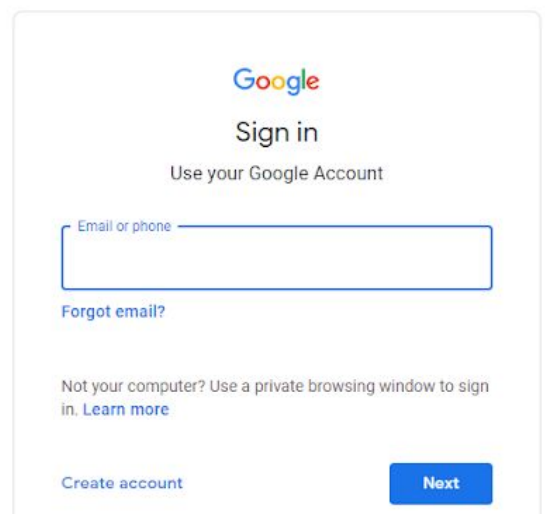
3) In the Google Search bar, search for **Google Classroom sign in** and press **Enter** or **Return**.



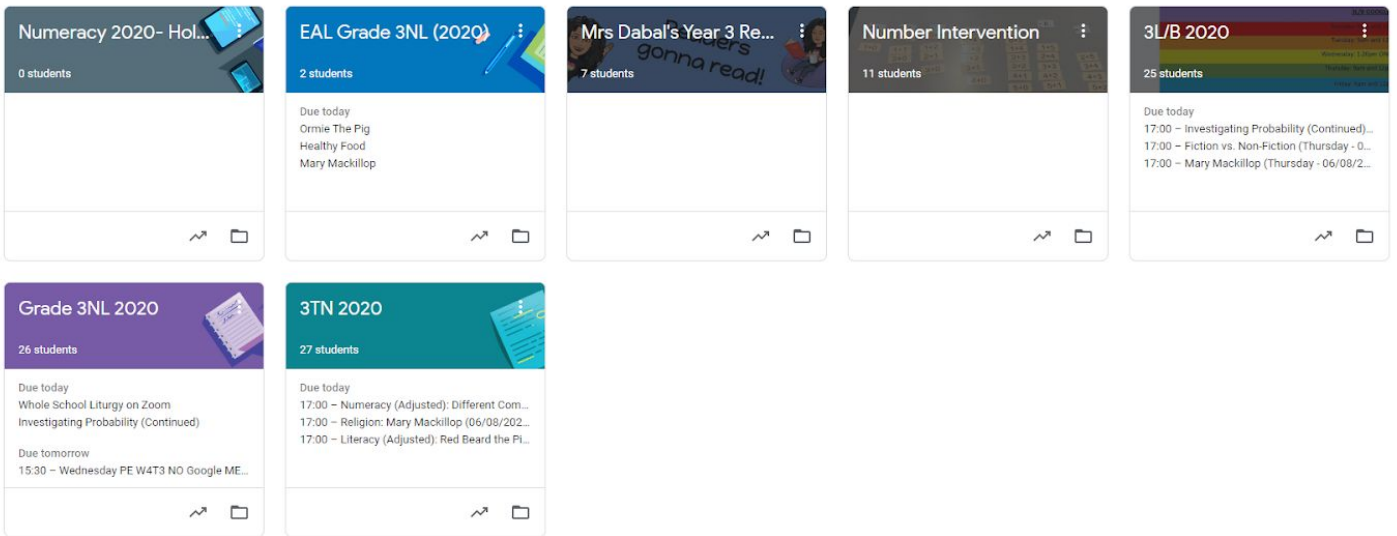
4) Click the first search result.



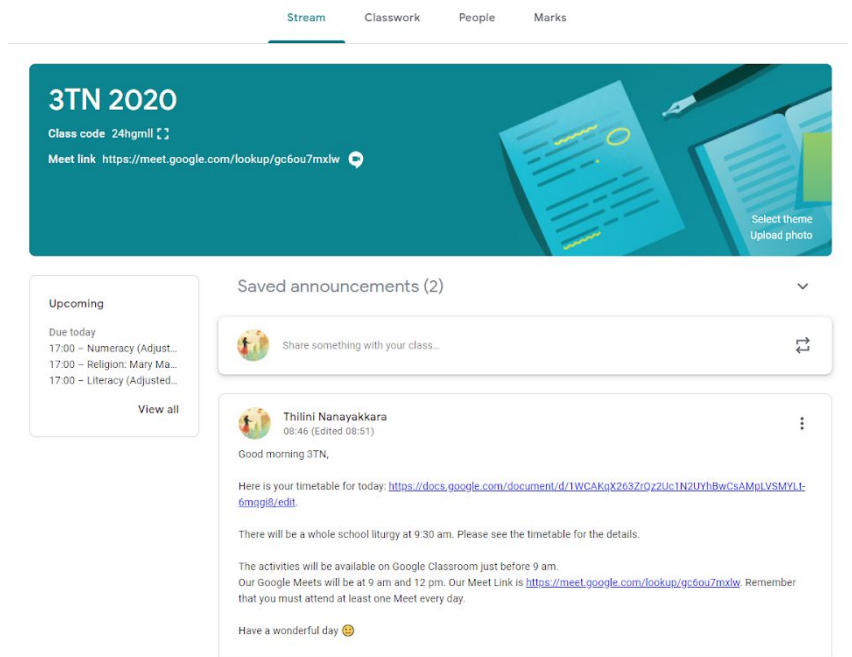
5) You will need to sign in using your **school email address and password**. If you do not have this, please contact your teacher. Please check that your spelling is correct when entering your details.



6) Click your **class' name**.



7) You are now in your class' **Google Classroom Stream page**. This where you will see your daily timetable, classwork and posts from your teacher.



Monday (17/08/2020)

Time	Subject/Activity
9 am - 9:15 am	Google Meet 1 Please click your class' Google Meet link to join in for a video chat about your learning. Your teacher will be taking a roll of your attendance.
9:15 am - 10 am	Literacy: Research Skills Today you are going to learn about how to research and take notes using information. Instructions: <ol style="list-style-type: none">1) Look at the Taking Notes video at: https://www.youtube.com/watch?v=Q3S1chdLhhw.2) Complete the Research Skills worksheet.3) Re-read and edit your writing carefully for spelling, grammar and punctuation.
10 am - 11 am	Inquiry: HIGHWAY HEROES- Feeling Your Way to Resilience on The Emotional Highway (Part 2) We can think of feelings as being like a tank inside of us – like the petrol or diesel tank in a car. The tank can be full, half full or nearly empty, which means you can feel a tiny bit of happiness (nearly empty tank) to feeling like you're going to 'burst' (full tank) or a tiny bit annoyed (nearly empty tank) to exploding in a temper (full tank). Your Feelings Tank may sometimes contain two feelings, e.g., happiness and excitement – or anger and jealousy. Do you think it's true that you can feel different feelings at the same time? Have you heard someone say that they had 'mixed feelings?' It's not hard therefore to understand why we're learning about emotions – because there's much to learn. Emotions also need their 'owners' to have smart ideas for teaching them how to behave – and also for using their fabulous energy to achieve great things. Instructions: <ol style="list-style-type: none">1. Open the Feelings Tank document. See how the label and arrow placement on the tank shows that this person's tank of happiness is almost full.2. Open the Tanks of Feelings and Scenarios of Feelings document. Scroll down to page 2 and read the three scenarios of feelings. Select two and note the scenario number of the two you have chosen.3. If you cannot print the Tanks of Feelings on page 1, draw them onto a sheet of paper. Use the colour code system on the bottom of page 1 to colour your tanks, based on the scenarios you have chosen and the feelings the character might have felt in each scenario. Don't forget to label each tank with the scenario number.4. Take a photo of your work and send it to your teacher or attach it to this assignment.
11:00 am - 12:00 pm	LUNCH
12 pm - 12:15 pm	Google Meet 2 Please click your class' Google Meet link to join in for a video chat about your learning. Your teacher will be taking a roll of your attendance.
12:15 am - 1 pm	Numeracy: Today you are going to continue to learn about money. <ol style="list-style-type: none">1. Watch the following clip to learn more about money - https://www.youtube.com/watch?v=nvi1_DK7hJw2. Open the following Money Value (worksheet). Complete as many questions as you can before you submit your work.3. Double check all of your answers before you submit your work.

<p>1 pm - 1:45 pm</p>	<p><u>Religion</u>: :Tough Choices I Make</p> <p>Over the past few weeks we have been looking at the choices we make. A choice can be good or bad. Each choice has a good consequence (result) or a bad consequence.</p> <p>Instructions:</p> <ol style="list-style-type: none"> 1. Find a quiet place in your home. (You may choose to go outdoors if the weather is good) 2. Close your eyes and concentrate on your breathing. 3. Think of a time when you made some good choices. 4. Name that choice. Why did you make that choice? What was the consequence of that choice? 5. Think of a time when you made some bad choices. 6. Name that choice. Why did you make that choice? What was the consequence of that choice? 7. Return back to where you do your school work and complete the SCENARIO worksheet. 8. Make sure that you write in full sentences, and check for correct spelling, punctuation and grammar. 9. Return it back to your teacher.
<p>1:45 pm - 2pm</p>	<p><u>Silent Reading</u></p> <p>Instructions:</p> <p>Read a book, website or article online. You might also like to use one of the following websites:</p> <p>www.getepic.com/students</p> <p>https://www.sunshineonline.com.au</p> <p>Username and Password: heps3021</p>
<p>2:00 pm - 2:30 pm</p>	<p style="text-align: center;">SNACK</p>
<p>2:30 pm - 3 pm</p>	<p><u>Get Active!</u></p> <p>Complete a physical activity of your choice (e.g. sport game, riding bike, skipping, Just Dance) or check Google Classroom for an activity from Mr. Herrera.</p>

Research Skills

1) Read the text about astronauts.

Astronauts

Who are astronauts?

Astronauts are a special type of pilot. They are qualified to travel into space in space shuttles. Both men and women can be astronauts, as long as they have completed their training.



What do astronauts do?

Astronauts conduct missions into space. While they are in space, they often deploy satellites that orbit Earth. Astronauts must also know how to repair their space craft if something goes wrong during a mission.

What equipment do astronauts need?

Astronauts wear highly-protective space suits. These contain oxygen so the astronaut can breathe. Astronauts use heat-resistant safety tethers to stop them floating away. They also use tools built especially for doing repairs in space.

What skills do astronauts have?

Astronauts need to have a great amount of knowledge about space. They must be able to cope with zero gravity, which can be very demanding on the body. Astronauts must also be able to work in a team with other people.

2) What are some keywords about the text?

Hint: keywords are words that are related to the main idea and words that are repeated.

3) What are some main ideas of the text?

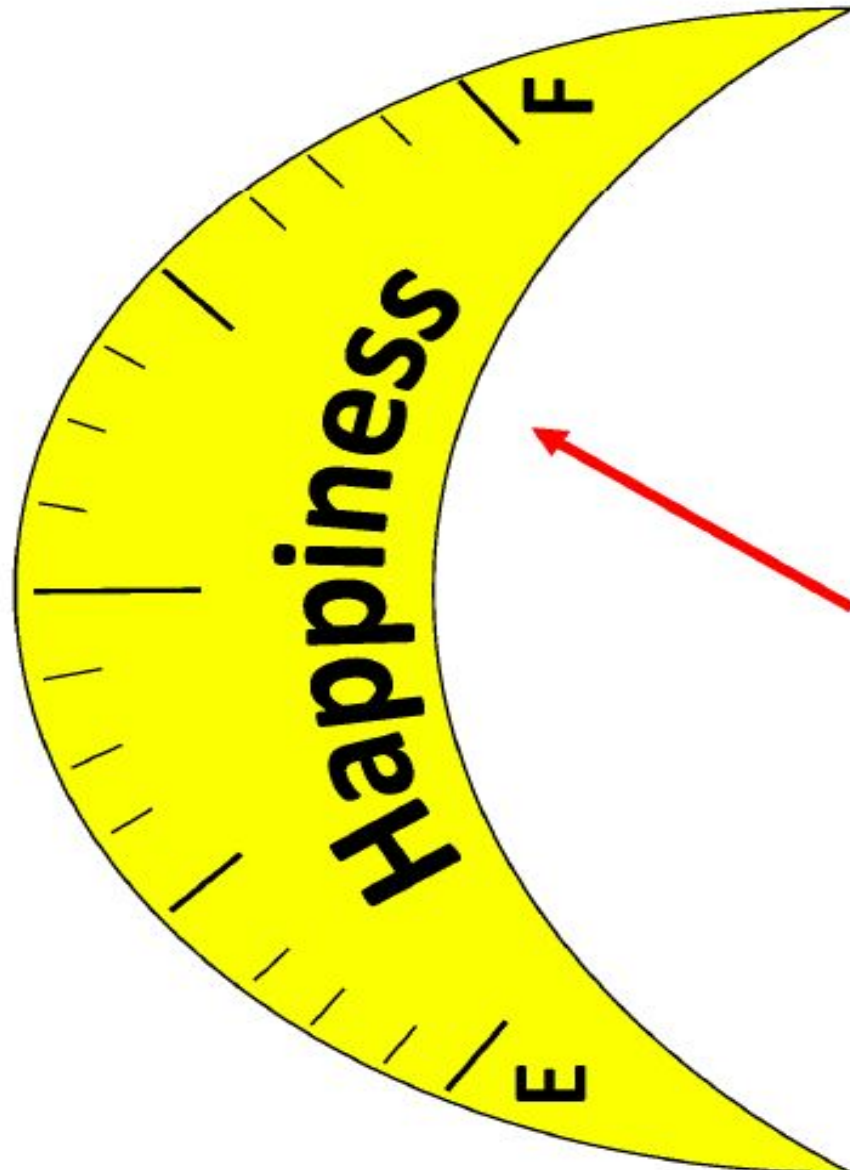
Hint: To find the main ideas, look for words that are repeated in the text.

4) Read each paragraph from the text about astronauts and take notes of the most important information. The first paragraph has been done for you.

Hint: Dot Points should be short and simple. They don't need to be full sentences.

Paragraph	Note- Taking
<p><i>Example: Astronauts are a special type of pilot. They are trained to travel into space in space shuttles. Both men and women can be astronauts, as long as they have completed their training.</i></p>	<p><i>Example:</i></p> <ul style="list-style-type: none"> ● <i>special type of pilot</i> ● <i>trained to travel into space in space shuttles</i> ● <i>men and women</i> ● <i>need training</i>
<p>Astronauts go on missions into space. While they are in space, they often deploy satellites that orbit Earth. Astronauts must also know how to repair their spacecraft if something goes wrong during a mission.</p>	<ul style="list-style-type: none"> ●
<p>Astronauts wear highly-protective space suits. These contain oxygen so the astronaut can breathe. Astronauts use heat-resistant safety tethers to stop them floating away. They also use tools built especially for doing repairs in space.</p>	<ul style="list-style-type: none"> ●
<p>Astronauts need to have a great amount of knowledge about space. They must be able to cope with zero gravity, which can be very stressful on the body. Astronauts must also be able to work in a team with other people.</p>	<ul style="list-style-type: none"> ●

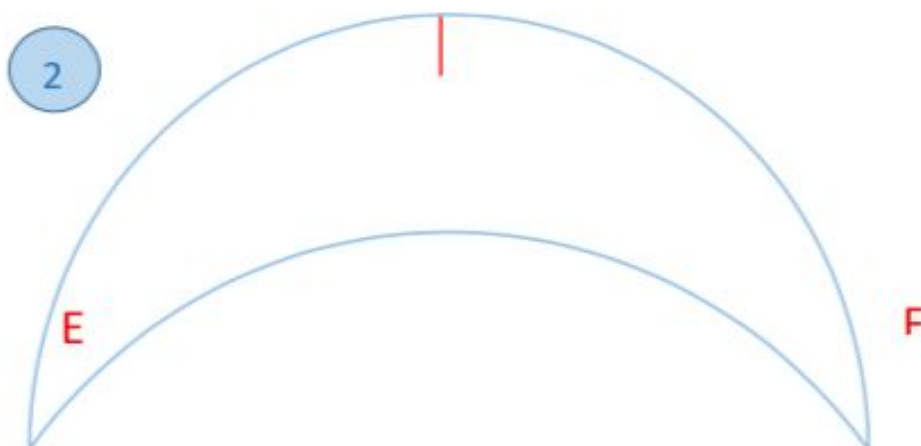
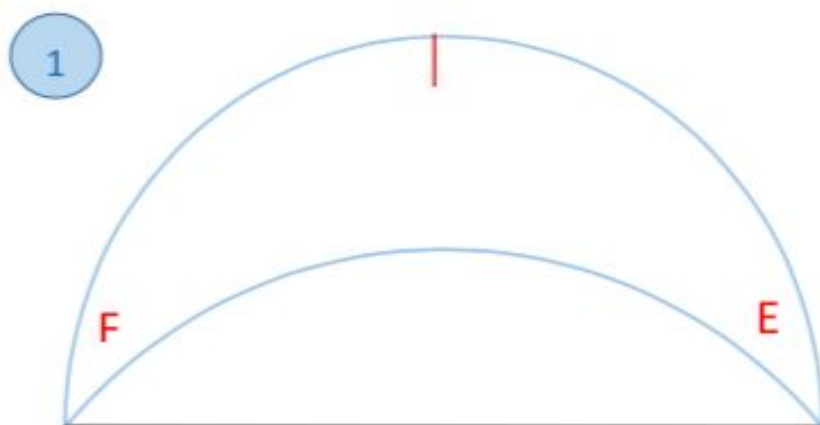
LEADER RESOURCE 3
A Feelings Tank



LEADER RESOURCE 4

Tanks of Feelings

On the next page are three stories. Choose one and show what feelings would be in your tanks if you were in that story. The colours for the feelings are at the bottom of this page.



These are the colours of the feelings. You can put more than one colour in a tank if that's how you would be feeling in the stories on the next page. The story numbers and the tank numbers should match up.



Happy Excited Jealous Angry Sad Bored Grumpy Nervous Calm

Scenarios of Feelings

Read these stories and then fill in The Feelings Tanks on the first page showing what your feelings would be if you were the person in these stories.

1. Jenny had a very happy day at school and she was looking forward to seeing her Dad. He was coming to pick her up - which didn't happen often. Dad had said that they would have a milkshake at the beach and then pick up dinner before collecting Jenny's Mum from work. Jenny ran out to Dad's car and jumped onto the back seat. She was excited, but her father didn't look like he was. He said, 'I'm sorry Jen, I've got a toothache, and the dentist can fit me in for an appointment. We're going there now!'

2. It was finally the sports carnival. Jack jumped out of bed and quickly dressed in his sports uniform. He rushed his breakfast and shouted to his big brother - who was walking with him to school today - to hurry up. Mum and Dad had already left for work. Oh, why was his brother taking so long! Finally he was ready, so Jack ran ahead practising for his running race - which he was sure he'd win. As Jack reached the school gate he couldn't see any other kids in their sport's uniforms. Patrick, a boy from the other class called out "Why are you in your sports gear Jack? The sports carnival's tomorrow."

3. Grandma was coming for lunch, which meant there'd be a treat for everyone. Heidi's and Cameron's Grandma loved spoiling them. Heidi's Mum also cooked roast chicken with delicious crispy potatoes, and a lemon meringue pie when Grandma came. When Grandma arrived, she told Heidi and Ben that she had some good news: she was going on a holiday to see her sister in England, and she'd be away for twelve months. Grandma was very excited, because she hadn't seen her sister for ten years. Heidi and Ben weren't sure what to say, but somehow they weren't feeling as excited as Grandma was.

Money Values (Worksheet)

1. List all the Australian coins (in words & numeral form)
2. List all the notes from the smallest value to the greatest value (in words & numerals form)
3. Which is the largest coin in size?
4. Which coin has the greatest value?
5. Which note is the largest in value?
6. Why do you think the notes are different sizes?
7. Total these amounts:
 - a) Two 20c coins and five 50c coins.
 - b) A five dollar note and a ten dollar note.
 - c) Two 10c coins, two 5c coins and one 1 dollar coin.
 - d) Seven 5c coins and four 2 dollars coins.
 - e) Three 10 dollar notes.
 - f) One 5 dollar note and three 20 dollar notes.
8. Write the coins that could be used to make these amounts.
 - a) 65c
 - b) \$2.25
 - c) \$10.15
 - d) \$2.95

e) \$7.85

Challenge Time!

1. Change these dollar amounts to cents. Follow the example.

eg \$2.27 = 227c

a) \$5.16 =

b) \$2.48 =

c) \$3.90 =

d) \$4.05 =

e) \$7.11 =

f) \$0.65 =

g) \$5.55 =

h) \$8.00 =

2. Change these to dollars and cents.

a) 665c =

b) 708c =

c) 64c =

d) 990c =

e) 300c =

f) 112c =

g) 249c =

h) 506c =

3. Highlight the larger amount.

a) \$2.55 or 250c

b) 506c or \$6.05

c) \$1.00 or 101c

d) \$7.70 or 708c

e) \$4.40 or 404c

f) 171c or \$7.11

g) \$0.64 or 640c

h) \$0.10 or 21c

TOUGH CHOICES

In the table below complete the two scenarios, using full sentences in all four boxes.

GOOD CHOICES I'VE MADE	CONSEQUENCES
NOT SO GOOD CHOICES I'VE MADE	CONSEQUENCES

Tuesday (18/08/2020)

Time	Subject/Activity
9 am - 9:15 am	<u>Google Meet 1</u> Please click your class' Google Meet link to join in for a video chat about your learning. Your teacher will be taking a roll of your attendance.
9:15 am - 10 am	<u>Numeracy:</u> Different countries use different currencies. Today you will explore Japanese currency. Money in Japan is called Yen. The symbol for Yen is ¥. Instructions: <ol style="list-style-type: none">1. Click on the Money Master website link: https://www.mathsisfun.com/money/money-master.html.2. Select Japan on the map. Take note of how Japanese denominations (Japanese notes and coins) look and are different in value to Australian denominations.3. Play the game by making up the target amounts using different Japanese notes and coins (spend 5-10 minutes playing this game).4. After playing Money Master with Japanese Yen, complete the attached Google Doc/worksheet Eating In Japan.5. Check your answers before submitting your work.
10 am - 11 am	<u>Inquiry:</u> Today you are going to have some fun and complete an Inquiry Wellbeing Word Find. Instructions: <ol style="list-style-type: none">1. Complete the Wellbeing Word Find2. Once you have completed the word find hand in/turn in your work.
11:00 am - 12:00 pm	LUNCH
12 pm - 12:15 pm	<u>Google Meet 2</u> Please click your class' Google Meet link to join in for a video chat about your learning. Your teacher will be taking a roll of your attendance.
12:15 pm - 1 pm	<u>Literacy: Paraphrasing</u> Today we are going to look at how to put research notes into our own words. This is a skill called paraphrasing. Instructions: <ol style="list-style-type: none">1) Look at the Paraphrasing a Non-Fiction Text Slides.2) Complete the Paraphrasing Task Google Doc or worksheet.3) Re-read and edit your writing carefully for spelling, grammar and punctuation.
1 pm - 1:45 pm	<u>Religion: Forgiveness</u> Today we are going to explore the meaning of two very important words. In the four Gospels, Jesus was often involved in healing or offering forgiveness to friends and strangers Instructions: <ol style="list-style-type: none">1. Open the worksheet called Healing. You have four boxes and each one asks you to explain in words and pictures what Healing means.2. You may use a dictionary, thesaurus or google to complete the task. You may even take a photo, illustrating the word.3. Open the worksheet called Forgiveness. You have four boxes and each one asks you to explain in words and pictures what Forgiveness means.4. You may use a dictionary, thesaurus or google to complete the task. You may even take a photo, illustrating the word.5. Submit both tasks back to your teacher.

1:45 pm - 2 pm	Silent Reading Instructions: Read a book, website or article online. You might also like to use one of the following websites: www.getepic.com/students https://www.sunshineonline.com.au Username and Password: heps3021
2:00 - 2:30 pm	SNACK
2:30 pm - 3 pm	Get Active! Complete a physical activity of your choice (e.g. sport game, riding bike, skipping, Just Dance) or check Google Classroom for an activity from Mr. Herrera.

Eating in Japan

Menu



sushi
¥200 each



spring rolls
¥500 for 3



soup
¥350



yakitori
¥600 for 2



green tea
¥100



rice pancakes
¥450 for 4



stir fry noodles
¥800

- 1 Which items cost less than ¥500?
- 2 Which items cost between ¥500 and ¥1000?
- 3 What three items could I buy for a total less than ¥1000?
- 4 If I bought the yakitori, the stir fry and a green tea, what change would I get from ¥5000?
- 5 What notes and coins would my change contain?
- 6 If you had ¥2000, what would you buy? What is the total price of your choice?
- 7 Answer true or false
 - a You pay more yen than Australian dollars for food in Japan.
 - b This menu shows that food in Japan is more expensive than in Australia.

Wellbeing Word find

Complete the following word find by changing the background colour of the boxes when you find a word.

I	B	H	M	Q	Y	F	Z	E	W	C	W	I	B	S	I	A	M	K	Z	L	U	I
S	X	R	P	I	S	G	N	I	L	E	E	F	M	P	E	O	M	V	X	G	T	D
U	U	S	E	E	N	H	P	D	K	E	V	S	W	P	A	E	Z	S	A	Z	E	L
O	E	I	D	A	V	D	A	P	P	J	H	P	H	Y	G	B	X	V	C	H	V	T
I	P	M	K	X	T	D	F	Z	Q	B	Y	M	T	P	V	H	J	H	Q	H	I	Q
X	M	D	O	Q	W	H	E	U	A	W	S	U	X	F	F	F	Y	H	O	B	T	V
N	E	E	W	T	R	H	Y	R	L	R	E	B	G	U	Y	B	A	M	F	H	A	F
A	N	I	D	E	I	Q	T	Z	P	N	D	L	E	V	I	T	I	S	O	P	G	U
X	P	R	Z	I	L	O	P	H	X	F	E	W	L	N	X	V	J	V	M	K	E	S
F	M	R	K	P	T	L	N	E	O	S	H	S	F	B	N	Q	Z	K	S	I	N	U
U	H	O	B	M	I	A	N	S	K	U	P	H	S	L	E	V	Y	U	A	O	Y	A
N	A	W	O	I	F	H	T	E	C	O	G	S	J	H	F	I	V	M	P	V	W	S
C	P	U	Q	T	C	C	E	I	S	Q	M	H	P	Y	W	Q	N	M	L	A	C	O
U	P	Q	Q	I	J	H	Y	Q	O	S	N	K	T	D	Y	T	C	G	A	A	X	J
P	Y	Q	M	M	O	O	D	V	B	N	S	U	X	S	C	U	J	F	B	Q	X	L
A	N	V	D	O	N	S	S	E	C	C	U	S	B	Z	S	A	D	L	J	W	S	K

ANXIOUS

BREATH

BUMPS

CALM

EMOTIONS

FEELINGS

FUN

HAPPY

HAZARD

MEDITATION

MINDFULNESS

MOOD

NEGATIVE

POSITIVE

SAD

SUCCESS

THOUGHTS

WELLBEING

WELLNESS

WORRIED

Paraphrasing a Non-Fiction Text



twinkl



What is Paraphrasing?

Paraphrasing means to tell the meaning of something spoken or written using your own words.



What is Paraphrasing?

To paraphrase properly you will need to follow these steps

Step 1: **Read** the text.

Step 2: **Cover** the text.

Step 3: **Explain** the ideas aloud using your own words.

You can repeat steps 1-2 before coming back to this step if you need to.

Step 4: **Write** the main ideas in your own words.

Step 5: **Refer** back to the original text to make sure you have kept the idea the same but have used different words.



Example of Paraphrasing

Spiders come in many different and unique shapes and sizes. The largest spider is the tarantula. These spiders can grow up to 12cm long. The smallest is the money spider, which only grows to 1cm in size.

You can change the above statement to read:

The largest spider is a tarantula and the smallest is the money spider.

Checklist for Paraphrasing

Ask yourself these questions when you are Paraphrasing.

- Have I read the text?
- Have I covered the text?
- Can I explain the ideas aloud in my own words?
- Have I written the main ideas of the text in my own words?
- Does my text make sense?
- Does my text include the same ideas?
- Is my text shorter than the original text?

If you have followed all of these steps you are a paraphrasing professor!

Paraphrase It!

Don't forget your checklist!

- Have I read the text?
- Have I covered the text?
- Can I explain the ideas aloud in my own words?
- Have I written the main ideas of the text in my own words?
- Does my text make sense?
- Does my text include the same ideas?
- Is my text shorter than the original text?

Read the following and then let's paraphrase it together.

Example:

The smallest spider is the money spider, which only grows to 1cm in size.



Paraphrase It!

Don't forget your checklist!

- Have I read the text?
- Have I covered the text?
- Can I explain the ideas aloud in my own words?
- Have I written the main ideas of the text in my own words?
- Does my text make sense?
- Does my text include the same ideas?
- Is my text shorter than the original text?

Read the following and then let's paraphrase it together.

Example:

Spiders are most likely to be found in dark and dry places including grasslands so they don't get washed away in the winter.



Paraphrase It!

Don't forget your checklist!

- Have I read the text?
- Have I covered the text?
- Can I explain the ideas aloud in my own words?
- Have I written the main ideas of the text in my own words?
- Does my text make sense?
- Does my text include the same ideas?
- Is my text shorter than the original text?

Read the following and then let's paraphrase it together.

Example:

Spiders belong to the arachnid family because they have an exoskeleton. Spiders are invertebrates and are very fascinating creatures to study.



Paraphrase It!

Don't forget your checklist!

- Have I read the text?
- Have I covered the text?
- Can I explain the ideas aloud in my own words?
- Have I written the main ideas of the text in my own words?
- Does my text make sense?
- Does my text include the same ideas?
- Is my text shorter than the original text?

Read the following and then let's paraphrase it together.

Example:

Trap door spiders live in burrows and many other spiders can be found living between the bricks in people's homes or even between wood piles in backyards.



Paraphrase It!

Don't forget your checklist!

- Have I read the text?
- Have I covered the text?
- Can I explain the ideas aloud in my own words?
- Have I written the main ideas of the text in my own words?
- Does my text make sense?
- Does my text include the same ideas?
- Is my text shorter than the original text?

Read the following and then let's paraphrase it together.

Example:

All spiders have two body parts consisting of a head and abdomen and eight legs. Spiders are known to have a tough, hard outer covering called an exoskeleton.



Paraphrasing - Astronauts

When you are paraphrasing, use these steps:


Don't forget your checklist!

- Have I read the text?
- Have I covered the text?
- Can I explain the ideas aloud in my own words?
- Have I written the main ideas of the text in my own words?
- Does my text make sense?
- Does my text include the same ideas?
- Is my text shorter than the original text?

1) Read the original text, look for keywords and paraphrase the sentence into your own words. The first one has been done for you.

Original Sentence	Keywords	Paraphrased Sentence
Example: <i>Astronauts are a special type of pilot. They are trained to travel into space in space shuttles.</i>	Example: <ul style="list-style-type: none">• astronauts• special• type• pilot	Example: A person who flies in space with a space shuttle is called an astronaut.
Both men and women can be astronauts, as long as they have completed their training.		
While they are in space, they often deploy satellites that orbit Earth.		

Astronauts must also know how to repair their spacecraft if something goes wrong during a mission.		
Astronauts wear highly-protective space suits. These contain oxygen so the astronaut can breathe.		
Astronauts use heat-resistant safety tethers to stop them floating away. They also use tools built especially for doing repairs in space.		
Astronauts need to have a great amount of knowledge about space. They must be able to cope with zero gravity, which can be very stressful on the body.		
Astronauts must also be able to work in a team with other people.		



HEALING

In the table below, complete each section carefully. You can draw the picture, take a photo or find something on the web.

<p>PUT THE DEFINITION INTO YOUR OWN WORDS.</p>	<p>WHAT ARE SOME WORDS THAT HAVE A SIMILAR MEANING (A Thesaurus may help).</p>
<p>USE THE WORD IN A SENTENCE.</p>	<p>DRAW THE WORD.</p>

FORGIVENESS

In the table below, complete each section carefully. You can draw the picture, take a photo or find something on the web.

<p>PUT THE DEFINITION INTO YOUR OWN WORDS.</p>	<p>WHAT ARE SOME WORDS THAT HAVE A SIMILAR MEANING (A Thesaurus may help).</p>
<p>USE THE WORD IN A SENTENCE.</p>	<p>DRAW THE WORD.</p>

Wednesday (19/08/2020)

Time	Subject/Activity
9:00 am - 9:40 am	<u>Specialists/Planning</u> You will be participating in your specialist classes. Please check Google Classroom, or the school website, for your lesson from your specialist teacher or complete the worksheet in your Homework pack. 3NK - Music (Mr. Damien O'Bree) 3LB - Art (Mrs. Shobha Hickey) 3TN - LOTE (Miss Miyi Sun)
9:40 am - 10:20 am	<u>Specialists/Planning</u> You will be participating in your specialist classes. Please check Google Classroom, or the school website, for your lesson from your specialist teacher or complete the worksheet in your Homework pack. 3NK - Art (Mrs. Shobha Hickey) 3LB - LOTE (Miss Miyi Sun) 3TN - P.E (Mr. Harry Herrera)
10:20 am - 11:00 am	<u>Specialists/Planning</u> You will be participating in your specialist classes. Please check Google Classroom, or the school website, for your lesson from your specialist teacher or complete the worksheet in your Homework pack. 3NK - LOTE (Ms. Miyi Sun) 3LB - P.E (Mr. Harry Herrera) 3TN - Digital Technology (Ms. Allison Borg)
11:00 am - 11:55 am	LUNCH
12:00 pm - 12:40 pm	<u>Specialists/Planning</u> You will be participating in your specialist classes. Please check Google Classroom, or the school website, for your lesson from your specialist teacher or complete the worksheet in your Homework pack. 3NK - P.E (Mr. Harry Herrera) 3LB - Digital Technology (Ms. Allison Borg) 3TN - Music (Mr. Damien O'Bree)
12:40 pm - 1:20 pm	<u>Specialists/Planning</u> You will be participating in your specialist classes. Please check Google Classroom, or the school website, for your lesson from your specialist teacher or complete the worksheet in your Homework pack. 3NK - Digital Technology (Ms. Allison Borg) 3LB - Music (Mr. Damien O'Bree) 3TN - Art (Mrs. Shobha Hickey)
1:20 pm - 1:35 pm	<u>Google Meet 1</u> Please click your class' Google Meet link to join in for a video chat about your learning. Your teacher will be taking a roll of your attendance.

1:35 pm - 2pm	<u>Literacy: Information Report Features: Sequencing Paragraphs</u> Today we are going to look at how paragraphs help us to sort our ideas into different sections of an Information Report. Instructions: <ol style="list-style-type: none">1) Read the Paragraphs Slides.2) Complete the Sequencing Paragraphs Google Doc or worksheet from your Homework pack.3) Re-read and edit your writing carefully for spelling, grammar and punctuation.
2:00 pm - 2:30 pm	SNACK
2:30 pm - 3pm	<u>Literacy (continued):</u> Continue working on your Literacy task or finish off any other incomplete tasks.

Literacy - Paragraphs

What are paragraphs?



What are paragraphs?

Paragraphs are a group of sentences written about the same idea or topic. They are used to show when a writer has **changed time, place or argument**. If a writer changes one of these, a new paragraph will start.

How long are paragraphs?

There is no set length to a paragraph, but all the sentences need to be on the same topic (as mentioned above). Writers will use shorter paragraphs in non fiction writing (due to using lots of different facts) and longer in fiction writing (due to using more descriptive language).

How many paragraphs?

Writers use as many paragraphs as they need to make their writing clear. Some paragraphs have a particular role, such as the introduction or conclusion.

Paragraphs sometimes look like this, for a non fiction text...



Sequencing Paragraphs

Below there is an information text about turtles. It has no paragraphs!

- 1) Read the text carefully.**
- 2) Think about the main sections of the text.**
- 3) Think about where the paragraphs need to go.**
- 4) Separate the Information Text into paragraphs on the Google Doc.**



Turtles are reptiles. They are cold-blooded, so they need sunlight to keep them warm and active. Turtles have a hard shell on their back. This protects them from their enemies. Some turtles can even hide their heads inside their shells if they are being attacked! Turtles lay their eggs on land. Some turtles lay their eggs in sand, then leave the eggs to hatch on their own. When they hatch, the baby turtles scramble down into the water. They have to be quick so that they don't get eaten by larger animals. Most turtles eat plants that grow in the water. Some turtles also like to eat meat. These turtles eat small insects, snails and worms. Many species of turtles are endangered, which means they are at risk of becoming extinct. Humans must work to protect these beautiful creatures for future generations.

Thursday (20/08/2020)

Time	Subject/Activity
9 am - 9:15 am	<p>Google Meet 1 Please click your class' Google Meet link to join in for a video chat about your learning. Your teacher will be taking a roll of your attendance.</p>
9:15 am - 10 am	<p>Religion: Healing Today we are going to learn about one of the gospel stories that tell us about Jesus healing the outcasts. You may have heard this story before, and it is important in our work on forgiveness and healing.</p> <p>Instructions:</p> <ol style="list-style-type: none"> 1. Read the story Jesus Heals the Ten Lepers. 2. Now watch The Thankful Leper youtube clip: https://www.youtube.com/watch?v=LzZUDRrKgl8 3. Using whatever equipment you have at home (paper, legos, game pieces, play dough, cardboard from boxes) create a scene from the Gospel story. 4. Take a photo, upload it and return to your teacher.
10 am - 11 am	<p>Numeracy: Today you are going to continue to learn about money (<i>Adding Money</i>).</p> <p>Instructions:</p> <ol style="list-style-type: none"> 1. Watch the following clip on addition and subtraction money carefully - https://www.youtube.com/watch?v=iJXLYCxa3u8 2. Complete the Addition & Subtraction (Worksheet)
11 am - 12 pm	LUNCH
12 pm - 12:15 pm	<p>Google Meet 2 Please click your class' Google Meet link to join in for a video chat about your learning. Your teacher will be taking a roll of your attendance.</p>
12:15 pm - 1:45 pm	<p>Literacy: Information Report Features - Headings & Subheadings Today we are going to have a look at how Headings and Subheadings help us to find facts in Information Reports easily.</p> <ol style="list-style-type: none"> 1) Read the Headings and Subheadings Slides. 2) Watch the Headings & Subheadings video at https://www.youtube.com/watch?v=JpVTo7bTnXU - 3) Complete the Headings and Subheadings Google Doc or worksheet from your Homework pack. 4) Re-read and edit your writing carefully for spelling, grammar and punctuation.
1:45 pm - 2pm	<p>Silent Reading Read a book, website or article online. You might also like to use one of the following websites: www.getepic.com/students (Check with your teacher about your class' code to get in) https://www.sunshineonline.com.au Username and Password: heps3021</p>
2:00 pm - 2:30 pm	SNACK
2:30 pm - 3pm	<p>Get Active! Complete a physical activity of your choice (e.g. sport game, riding bike, skipping, Just Dance) or check Google Classroom for an activity from Mr. Herrera.</p>

Jesus Heals Ten Men With Leprosy

Luke 17:11-19

Now on his way to Jerusalem, Jesus traveled along the border between Samaria and Galilee. As he was going into a village, ten men who had leprosy^[a] met him. They stood at a distance and called out in a loud voice, “Jesus, Master, have pity on us!”

When he saw them, he said, “Go, show yourselves to the priests.” And as they went, they were cleansed.

One of them, when he saw he was healed, came back, praising God in a loud voice. He threw himself at Jesus’ feet and thanked him—and he was a Samaritan.

Jesus asked, “Were not all ten cleansed? Where are the other nine? Has no one returned to give praise to God except this foreigner?” Then he said to him, “Rise and go; your faith has made you well.”

Addition & Subtraction

Solve the following addition problems:

a) $10c + 10c + 10c + 20c =$

b) $50c + 10c + 5c + 5c =$

c) $50c + 50c + 50c =$

d) $5c + 10c + 20c + 50c =$

e) $20c + 20c + 20c + 50c =$

f) $10c + 50c + 20c + 5c + 5c =$

g) $\$10 + \$5 + \$20 + \$5 =$

h) $\$100 + \$50 + \$20 + \$10 =$

Solve the following subtraction problems:

a) $\$10 - \$7 =$

b) $\$20 - \$12 =$

c) $\$10 - \$4 =$

d) $\$20 - \$13 =$

e) $\$50 - \$30 =$

f) $\$100 - \$50 =$

g) $\$5 - \$4.50 =$

h) $\$5 - \$1.50 =$

i) $\$10 - \$5.50 =$

Add \$7 to the following values:

a) \$5

b) \$36

c) \$19

d) \$1.50

e) \$2.80

Add 35c to the following values:

a) 50c

b) 25c

c) \$2

d) \$18

e) \$1.45

Subtract \$4 from the following values:

a) \$20

b) \$31

c) \$17

d) \$6.50

e) \$8.25

Subtract 80c from the following values:

a) \$1

b) \$4

c) \$6.80

d) \$13.90

e) \$10.10

Solve the following worded problems:

Jay had \$5 pocket money. He spent \$2 on sweets and \$1 on a drink. How much did he have left?

For her birthday Kay was given \$5. She already had \$7.60. How much does she now have?

Bozo's owner paid \$35 at the vet and \$17 for a new lead. How much did he spend?

I bought an ice-cream for \$2 and a sandwich for \$4.40. How much change did I get from \$10?

Sub-Headings



What are headings?

Headings are used to show what a page will tell us about.

What are sub-headings?

Sub-headings are used to show what a paragraph will tell us about.

The **heading** is the main title of a text.
A **sub-heading** is a heading for a paragraph or a group of paragraphs in a text.



Sub-Headings



What are headings?

Headings are used to show what a page will tell us about.

What are sub-headings?

Sub-headings are used to show what a paragraph will tell us about.

The **heading** is the main title of a text.
A **sub-heading** is a heading for a paragraph or a group of paragraphs in a text.



Sub-Headings



They are helpful because they help the reader to find the information they need, quickly.

They do not need to be read from beginning to end.

They can be read when skimming or scanning a text.

Headings and sub-headings are usually capitalised.



Sub-Headings



Answers...



Extreme Sports

Extreme sports are sports that seem especially dangerous. Sometimes they are called action sports or adventure sports. There are lots of different types of extreme sports. These are mostly practised by young people, never played in schools and often do not need a team. Examples include BMX riding, extreme ironing, mountain biking, skydiving and rock climbing.



Free Diving

This is a form of diving that used to be called 'breath hold diving'. It relies on divers being able to hold their breath underwater, rather than using breathing equipment. Competitors try to hold their breath for great distances, times and depths in order to win a competition. Although it is considered a sport today, in the past it was developed for harvesting food, sponges and sunken items from below the waters.

Sub-Headings



Answers...



Ice Canoeing

This was developed as transport down the icy parts of a North American river. Now, in teams, athletes push their canoe across ice and row in freezing waters.



Powerbocking

This is a sport that uses stilts loaded with springs. Athletes run and jump whilst wearing the stilts, to show displays of daring jumping or movements that look like dances. Powerbockers need to put very little pressure on their stilts to jump to enormous heights. The sport is named after its inventor, Alexander Böck, from Germany.

Headings and Subheadings

1) Read these paragraph openers and suggest a sub-heading for each one. The first one has been done for you.

Example

Whales live in deep oceans because...

Sub-heading – Whales, Ocean Creatures

1. The famous Australian singer, Kylie Minogue, explained that...

Sub-heading -

2. Queensland can be found north of the New South Wales border...

Sub-heading -

3. Years ago, in the 1950s, there was...

Sub-heading -

4. Father Christmas is the name given to ...

Sub-heading -

5. Insects are fascinating creatures...

Sub-heading -

2) Read the information report below and decide which headings and subheadings it needs for each of its paragraphs.

Heading:

Turtles are reptiles. They are cold-blooded, so they need sunlight to keep them warm and active.

Subheading 1:

Turtles have a hard shell on their back. This protects them from their enemies. Some turtles can even hide their heads inside their shells if they are being attacked!

Subheading 2:

Turtles lay their eggs on land. Some turtles lay their eggs in sand, then leave the eggs to hatch on their own. When they hatch, the baby turtles scramble down into the water. They have to be quick so that they don't get eaten by larger animals.

Subheading 3:

Most turtles eat plants that grow in the water. Some turtles also like to eat meat. These turtles eat small insects, snails and worms.

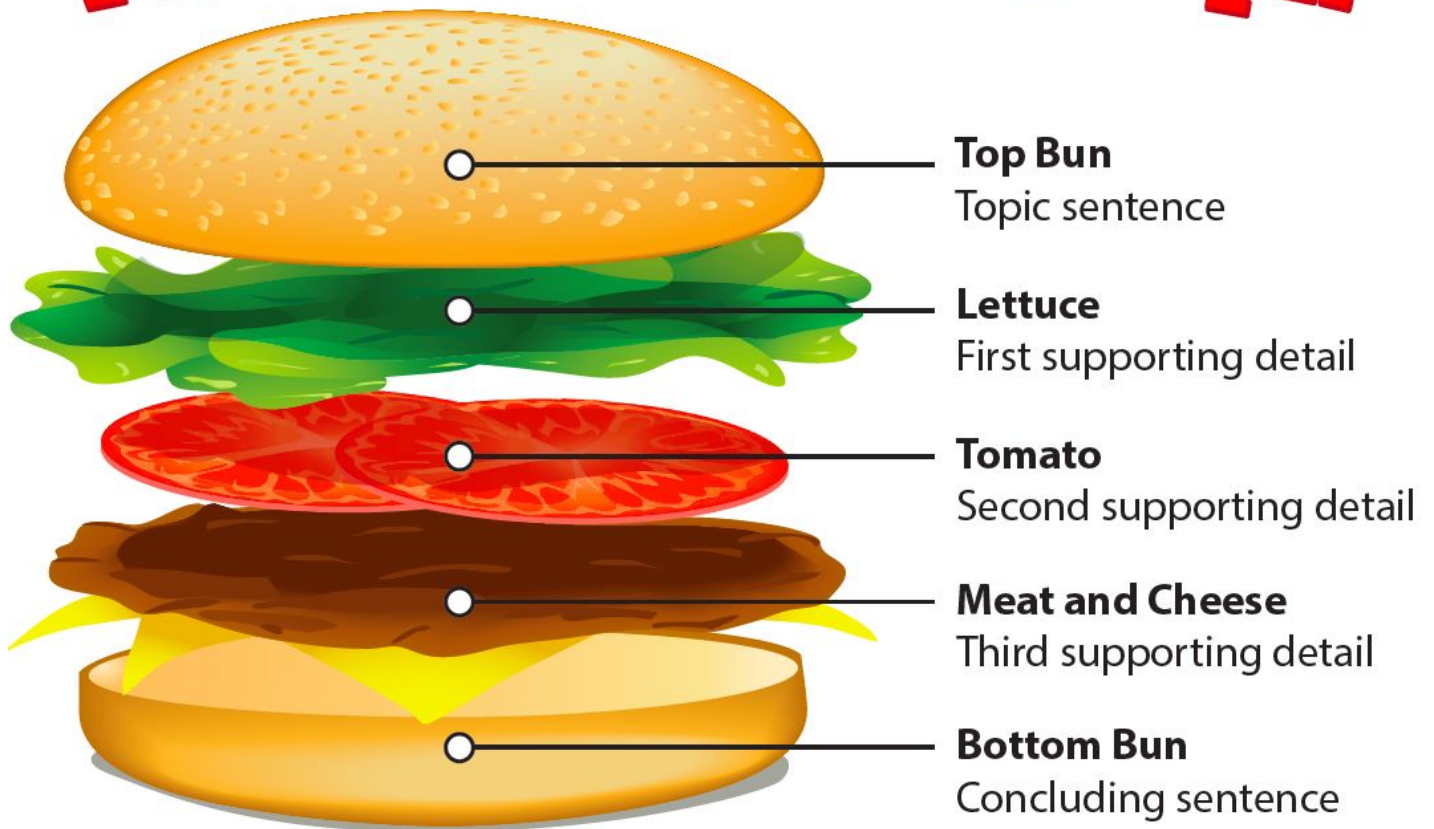
Subheading 4:

Many species of turtles are endangered, which means they are at risk of becoming extinct. Humans must work to protect these beautiful creatures for future generations.

Friday (21/08/2020)

Time	Subject/Activity
9 am - 9:15 am	Google Meet 1 Please click your class' Google Meet link to join in for a video chat about your learning. Your teacher will be taking a roll of your attendance.
9:15 am - 10 am	Literacy: Information Report Features - Writing Paragraphs Today we are going to look at how to write a paragraph using the correct features. Instructions: <ol style="list-style-type: none">1) Look at the What is a Paragraph video at https://www.youtube.com/watch?v=Kib0P65II0k2) Look at the Hamburger - Parts of a Paragraph poster.3) Complete the Paragraph Writing Google Doc or worksheet from your Homework pack.4) Re-read and edit your writing carefully for spelling, grammar and punctuation.
10 am - 11 am	Numeracy: Today you are going to continue to learn about money (<i>Adding Money</i>). Instructions: <ol style="list-style-type: none">1. Rewatch the following clip on addition and subtraction money carefully https://www.youtube.com/watch?v=i.JXLYCxa3u82. Open the Adding Money (Worksheet). You are to complete 1 worksheet only (Adding Money or Adding Money Challenge).3. Copy and solve as many problems as you can on a piece of paper.4. Double check all of your answers.5. Take a photo of your work and attach it to this assignment. Early finishers play the Toy Shop Money Game on https://www.topmarks.co.uk/money/toy-shop-money/aud
11:00 am - 12 pm	LUNCH
12 pm - 12:15 pm	Google Meet 2 Please click your class' Google Meet link to join in for a video chat about your learning. Your teacher will be taking a roll of your attendance.
12:15 pm - 1 pm	Inquiry: Mindfulness Challenge Cards Mindfulness is about being aware of your own thoughts and feelings. It is a great way to relax and calm yourself. Today you are going to have a go at some Mindfulness challenges. Instructions: <ol style="list-style-type: none">1) Pick 2 of the Mindfulness Challenge Cards to complete.2) Complete the Mindfulness Challenges Reflection Sheet when finished.3) Hand your work into your teacher.
1 pm - 1:45 pm	Finishing Off Please use this time to complete any unfinished tasks.
1:45 pm - 2pm	Silent Reading Read a book, website or article online. You might also like to use one of the following websites: www.getepic.com/students (Check with your teacher about your class' code to get in) https://www.sunshineonline.com.au Username and Password: heps3021
2:00 pm- 2:30 pm	SNACK
2:30 pm - 3pm	Get Active! Complete a physical activity of your choice (e.g. sport game, riding bike, skipping, Just Dance) or check Google Classroom for an activity from Mr. Herrera.

Parts of a Paragraph



Paragraph Writing

Look at this example paragraph about turtles:

Example

Turtles have many features of the reptile animal group to which they belong. Turtles are covered in scales and have shells. They are cold-blooded creatures. They also breathe in air. Turtles, like all reptiles lay eggs.

See how it has been broken up into its parts using the Hamburger Paragraph Method:

Top Bun - Topic Sentence	Turtles have features of the Reptile animal group to which they belong.
Lettuce - First Supporting Detail	Turtles are covered in scales and have shells.
Tomato - Second Supporting Detail	They are cold-blooded creatures.
Meat and Cheese - Third Support Detail	They also breathe in air.
Bottom Bun - Concluding Sentence	Turtles, like other reptiles, lay eggs.

1) Have a look one of these resources about turtles:

<https://www.natgeokids.com/au/discover/animals/sea-life/turtle-facts/>
[Turtle Facts for Kids video](#)

2) Choose 2 main ideas (e.g. appearance, diet, habitat) about sea turtles to write about.

3) Write 2 paragraphs about turtles using the Hamburger template:

Paragraph 1

Top Bun - Topic Sentence	
Lettuce - First Supporting Detail	
Tomato - Second Supporting Detail	
Meat and Cheese - Third Support Detail	
Bottom Bun - Concluding Sentence	

Paragraph 2

Top Bun - Topic Sentence	
Lettuce - First Supporting Detail	
Tomato - Second Supporting Detail	
Meat and Cheese - Third Support Detail	
Bottom Bun - Concluding Sentence	

3) Re-read and edit your sentences carefully for spelling, grammar and punctuation.

Adding Money

Work out the calculations.

a)	$\begin{array}{r} \$3.40 \\ + \$2.20 \\ \hline \end{array}$	b)	$\begin{array}{r} \$4.20 \\ + \$3.60 \\ \hline \end{array}$	c)	$\begin{array}{r} \$5.30 \\ + \$2.60 \\ \hline \end{array}$	d)	$\begin{array}{r} \$3.30 \\ + \$6.40 \\ \hline \end{array}$
----	---	----	---	----	---	----	---

e)	$\begin{array}{r} \$4.50 \\ + \$3.40 \\ \hline \end{array}$	f)	$\begin{array}{r} \$3.70 \\ + \$8.20 \\ \hline \end{array}$	g)	$\begin{array}{r} \$5.50 \\ + \$6.40 \\ \hline \end{array}$	h)	$\begin{array}{r} \$4.50 \\ + \$7.60 \\ \hline \end{array}$
----	---	----	---	----	---	----	---

i)	$\begin{array}{r} \$7.70 \\ + \$6.30 \\ \hline \end{array}$	j)	$\begin{array}{r} \$9.60 \\ + \$3.80 \\ \hline \end{array}$	k)	$\begin{array}{r} \$13.72 \\ + \$ 8.60 \\ \hline \end{array}$	l)	$\begin{array}{r} \$14.30 \\ + \$ 8.80 \\ \hline \end{array}$
----	---	----	---	----	---	----	---

1) $\$3.20 + \$2.30 =$ _____

5) $\$8.70 + \$4.40 =$ _____

2) $\$4.10 + \$3.50 =$ _____

6) $\$7.40 + \$7.50 =$ _____

3) $\$5.40 + \$3.50 =$ _____

7) $\$6.90 + \$5.40 =$ _____

4) $\$7.20 + \$3.60 =$ _____

8) $\$9.40 + \$7.90 =$ _____

1. I spent \$15.20 in one shop, \$5.80 in another and \$3.25 in the last shop.
How much money did I spend altogether?

Adding Money Challenge

Work out the calculations.

a)	\$ 7.65 + \$13.45 _____	b)	\$ 8.72 + \$11.67 _____	c)	\$ 7.63 + \$15.75 _____	d)	\$13.85 + \$19.62 _____
e)	\$14.36 + \$17.67 _____	f)	\$18.66 + \$18.87 _____	g)	\$23.48 + \$18.68 _____	h)	\$24.81 + \$11.67 _____
i)	\$27.27 + \$26.78 _____	j)	\$647.62 + \$536.51 _____	k)	\$256.72 + \$334.67 _____	l)	\$753.38 + \$567.75 _____

1) \$9.57 + \$8.72 = _____	5) \$38.67 + \$48.46 = _____
2) \$14.76 + \$9.45 = _____	6) \$57.45 + \$37.53 = _____
3) \$28.79 + \$34.83 = _____	7) \$36.95 + \$59.42 = _____
4) \$27.82 + \$36.62 = _____	8) \$45.83 + \$64.89 = _____

1. I spent \$17.67 in one shop, \$32.87 in another and \$43.73 in the last shop.
How much money did I spend altogether?

Mindfulness Challenge Cards

Mindfulness Challenge Cards



1, 2, 3... Ring the bell and count as the sound fades. Which number did you get to?



Mindfulness Challenge Cards



Close your eyes and listen very carefully. What sounds did you hear?



Mindfulness Challenge Cards



Listen to a song. Put your pencil on paper and draw what the music does.



Mindfulness Challenge Cards



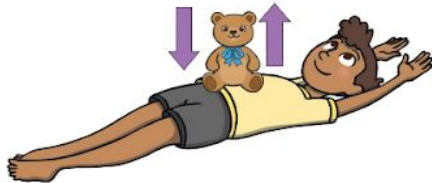
Play Musical Statues. When the music stops, close your eyes, put your hands on your tummy. Can you feel your tummy going in and out, in and out?



Mindfulness Challenge Cards



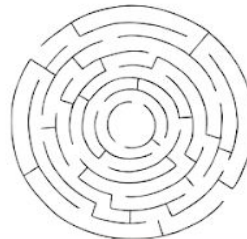
Lie down with a teddy on your tummy. Breathe in and out. How does teddy move?



Mindfulness Challenge Cards



Try a maze. If you go wrong, it is okay. Go back and try again. Can you get to the end?



Mindfulness Challenge Cards



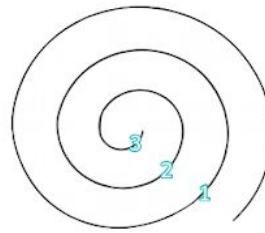
Keep your pencil on the paper and doodle as you breathe. Don't lift your pencil! What did you draw?



Mindfulness Challenge Cards



1, 2, 3... Draw a big spiral getting smaller. How many times did you go around?



Mindfulness Challenge Cards Reflection

- 1) Which 2 activities did you try:**
- 2) Why did you choose them?**
- 3) What did the activities make you think about?**
- 4) What did the activities make you feel?**