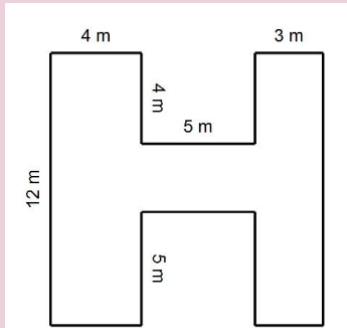


Grade 4 Remote Learning Timetable- Week 8 Term 3


Once students are finished with their activities, please **take a photo** and **submit** it onto your own Google Classroom page between **3-3:15PM each day. We will be checking who is submitting their work.**

	Monday	Tuesday	Wednesday	Thursday	Friday
8:50- 9:00	Good Morning Google Meet with your class at 9.00am for the roll. We will explain the Home Learning Grid for the week. Please leave your mic on mute and listen to your teacher. Google Meet Classroom Expectations 4KB - 4JK - 4JC -	Good Morning Google Meet with your class at 9.00am for the roll. We will explain the Home Learning Grid for the week. Please leave your mic on mute and listen to your teacher. Google Meet Classroom Expectations 4KB - 4JK - 4JC -	Good Morning Google Meet with your class at 9.00am for the roll. We will explain the Home Learning Grid for the week. Please leave your mic on mute and listen to your teacher. Google Meet Classroom Expectations 4KB - 4JK - 4JC -	Good Morning Google Meet with your class at 9.00am for the roll. We will explain the Home Learning Grid for the week. Please leave your mic on mute and listen to your teacher. Google Meet Classroom Expectations 4KB - 4JK - 4JC -	Good Morning Google Meet with your class at 9.00am for the roll. We will explain the Home Learning Grid for the week. Please leave your mic on mute and listen to your teacher. Google Meet Classroom Expectations 4KB - 4JK - 4JC -
9:00-10:00	Reading WALT: understand the dimensions of spiritual health. WILF: Spiritual Health Watch this video - What is Spiritual Health? Vocabulary Focus Activity - Your teacher will post this document.	Maths 9:00-9:20am - Sunset Maths (Essential Assessment) 9:20am LFIN Groups These are your groups from last term. Miss Barrie-Group 1 Miss Cablao Miss Khong	Reading WALT: understand what is right and wrong and how best to decide this WILF: Ethics After watching the video create your own definition of what ethics means. Now you have some idea of what ethics means read the following scenarios and choose 4. You need to create a positive and	Mass Participate in the Mass from Wednesday's Celebration DAILY READINGS AND REFLECTION HTTPS://CATHOLIC-DAILY-REFLECTIONS.COM/ After reading the reflection for Wednesday's Reading answer the questions in full sentences in your book.	Maths Continuing on with the Perimeter lesson on Monday. What you need to include for the block letters: <ol style="list-style-type: none"> 1. Colour in each letter 2. Write the measurements around each side of each letter (Remember to measure with a ruler) 3. Write the formula to calculate the perimeter E.g. Perimeter= 2 + 2 + 2 + 2 = 8cm Here is an example of what

			<p>negative list and then write a statement as to what your decision is and why.</p> <table><tr><td>Positives</td><td>Negatives</td></tr><tr><td></td><td></td></tr></table> <p>Your teacher will upload onto your Google Classroom.</p>	Positives	Negatives				<p>putting the measurements for each side of a letter:</p> 
Positives	Negatives								
10:00-11:00	<p>Writing Spiritual Health Answer questions relating to your Spiritual Health to identify your greater spiritual meaning.</p> <p>Your teacher will upload this document. Spiritual Health Questionnaire</p>	<p>Reading Spiritual Health Activity: <i>Values and Morals</i> What are the values important to you in your life?</p> <p>Your teacher will post this document for you.</p>	<p>Writing Spiritual Health WALT: understand our own meaning and purpose in our lives.</p> <p>Activity Meaning and Purpose</p> <p>Your teacher will post this document. Please write in this document.</p>	<p>LOTE Check Google Classroom stream for activity.</p>	<p>Reading WALT: make connections between the text and ourselves WILF: own experiences, personal ideas, connections to ideas in the text and own lives</p> <p>Winners never Quit Slideshow and Tasks</p> <p>After rereading the story on the slideshow you are required to answer the questions in full sentences at the end of the slideshow and complete the tasks.</p>				
11:00-12:00	<p>LUNCH/QUESTIONS WITH TEACHER If you have any IMPORTANT questions about your tasks</p>	<p>LUNCH/QUESTIONS WITH TEACHER If you have any IMPORTANT questions</p>	<p>LUNCH/QUESTIONS WITH TEACHER If you have any IMPORTANT questions about your tasks</p>	<p>LUNCH/QUESTIONS If you have any IMPORTANT questions about your tasks today please email me or request a google meet video</p>	<p>LUNCH/QUESTIONS If you have any IMPORTANT questions about your tasks today please email me or request a google meet video</p>				


	<p>today please email me or request a google meet video with your teacher.</p> <p>4KB - 4JK - 4JC</p>	<p>about your tasks today please email me or request a google meet video with your teacher.</p> <p>4KB - 4JK - 4JC</p>	<p>today please email me or request a google meet video with your teacher.</p> <p>4KB - 4JK - 4JC</p>	<p>with your teacher.</p> <p>4KB - 4JK - 4JC -</p>	<p>with your teacher.</p> <p>4KB - 4JK - 4JC -</p>
12:00-12:20	<p>Independent Reading</p> <p>Click on the link https://www.getepic.com/ If you haven't joined put down the class code then select your name. There are books that your teacher may have assigned for you. Please read that. Thanks.</p> <p>4JC class code - yby1561</p> <p>4JK class code - qsm3501</p> <p>4KB class code - hzs6238</p>	<p>Independent Reading</p> <p>Click on the link https://www.getepic.com/ If you haven't joined put down the class code then select your name. There are books that your teacher may have assigned for you. Please read that. Thanks.</p> <p>4JC class code - yby1561</p> <p>4JK class code - qsm3501</p> <p>4KB class code - hzs6238</p>	<p>Independent Reading</p> <p>Click on the link https://www.getepic.com/ If you haven't joined put down the class code then select your name. There are books that your teacher may have assigned for you. Please read that. Thanks.</p> <p>4JC class code - yby1561</p> <p>4JK class code - qsm3501</p> <p>4KB class code - hzs6238</p>	<p>Independent Reading</p> <p>Click on the link https://www.getepic.com/ If you haven't joined put down the class code then select your name. There are books that your teacher may have assigned for you. Please read that. Thanks.</p> <p>4JC class code - yby1561</p> <p>4JK class code - qsm3501</p> <p>4KB class code - hzs6238</p>	<p>Independent Reading</p> <p>Click on the link https://www.getepic.com/ If you haven't joined put down the class code then select your name. There are books that your teacher may have assigned for you. Please read that. Thanks.</p> <p>4JC class code - yby1561</p> <p>4JK class code - qsm3501</p> <p>4KB class code - hzs6238</p>
12:20-1:10	<p>PE (Mr. Herrera) Google Meet at (Mr. Herrera) Google Meet at 12:20-1:10 with Mr Herrera.</p> <p>(Mr Herrera will post a link on Google Classroom for you to join).</p>	<p>Music</p> <p>Check Google Classroom stream for activity.</p>	<p>Art</p> <p>Check Google Classroom stream for activity.</p>	<p>Writing</p> <p>WALT: identify the importance of social justice in our world.</p> <p>WILF: reasoning, explaining Social Justice</p> <p>Activity 1:</p>	<p>Finishing Off</p> <p>Finish off any of the activities from this week to hand in to your teacher at the end of the day.</p>

				<p>Create a mindmap to explain what social justice means.</p>  <p>Activity 2: Watch the video and choose one topic below and write a letter to the government on how we as a community should show justice to:</p> <ol style="list-style-type: none"> 1. The poor 2. The sick 3. Children with no education 4. Unfair pay 5. The homeless <p>Remember to start and end off your letter correctly.</p>	
1:15-2:00	<p>Maths WALT calculate the perimeter of your name WILF perimeter, area, key, map</p> <p>Activity 1: Look over the perimeter poster and complete the Targeting Maths pg. 17. DO ONLY QUESTION 3.</p> <p>Activity 2: Using Grid paper students write their name in block letters and colour them in.</p>	<p>Inquiry Complete the 'Inside Out' reflection that your teacher will upload onto Google Classroom.</p> <p>Remember to answer the questions in full sentences.</p>	<p>Religion</p> <p>Watch: The Aboriginal Dreaming story Then Read: Page 6 and 7 titled 'God Made the Earth'. Your teacher will upload onto your Google Classroom.</p> <p>After viewing the two stories of creation fill in the</p>	<p>Highway Heroes</p> <p>Students are to complete Home Activities Week Activity 1.</p> <p>Your teacher will upload onto your Google Classroom.</p> <p>Copy the statements on the worksheet into the document on Google Classwork by placing</p>	<p>Digital Technologies</p> <p>Check Google Classroom stream for activity.</p>

	<p>Students calculate the perimeter of each letter and then calculate it to find the total perimeter of your name in the following number sentence:</p> <p><i>The total perimeter of my name is _____ cm.</i></p> <p>Here is an example of what Block letters are:</p> 		<p><u>document</u> by listing the features of each of the stories. Things that happened or explained how something came to be.</p> <ol style="list-style-type: none"> 1. How are these two stories the similar/ same as? 2. How are these two stories different? 3. Are there any other creation stories you know from other cultures? 4. How are they the same as these stories? 5. How are they different? <p>Your teacher will upload onto your Google Classroom.</p>	<p>them under the appropriate/correct headings.</p> <p>Your teacher will upload onto your Google Classroom.</p>	
2:00-2:30	BREAK	BREAK	BREAK	BREAK	BREAK
2:30-3:00	<p>WILF: I am looking for students to exercise at their own pace while following the coach.</p> <p>Mr Herrera will post onto</p>	<p>Handwriting Practice (Spelling words)</p> <p>Word pattern 'ough' which make the long /ol, / ool/ or /or/ sound.</p>	<p>WILF: I am looking for students to exercise at their own pace while following the coach.</p> <p>Mr Herrera will post onto</p>	<p>WILF: I am looking for students to exercise at their own pace while following the coach.</p> <p>Mr Herrera will post onto</p>	<p>Daily Exercises</p> <p>Partake in the Just Dance video. Try to involve your siblings to join in with you.</p>

	<p>Google Classroom daily exercises that you are to participate in.</p> <p>Once you are finished with your daily exercises, write or draw what you are grateful for and what has been your favourite part of the day or something that has brought you joy today.</p>	<p>though although dough through breakthrough thought bought brought fought ought</p> <p>Practise writing them twice using cursive letters. Place words in alphabetical order. Put each word into a creative sentence.</p>	<p>Google Classroom daily exercises that you are to participate in.</p> <p>Once you are finished with your daily exercises, write or draw what you are grateful for and what has been your favourite part of the day or something that has brought you joy today.</p>	<p>Google Classroom daily exercises that you are to participate in.</p> <p>Once you are finished with your daily exercises, write or draw what you are grateful for and what has been your favourite part of the day or something that has brought you joy today.</p>	
3:00-3:15	<p>PACK UP/SUBMIT Check in with the teacher and Submit/take photos of work on google classroom page.</p> <p>If needed via google classroom</p>	<p>PACK UP/SUBMIT Check in with the teacher and Submit/take photos of work on google classroom page.</p> <p>If needed via google classroom</p>	<p>PACK UP/SUBMIT Check in with the teacher and Submit/take photos of work on google classroom page.</p> <p>If needed via google classroom</p>	<p>PACK UP/SUBMIT Check in with the teacher and Submit/take photos of work on google classroom page.</p> <p>If needed via google classroom</p>	<p>PACK UP/SUBMIT Check in with the teacher and Submit/take photos of work on google classroom page.</p> <p>If needed via google classroom</p>

Perimeter



$10 \text{ mm} = 1 \text{ cm}$
 $100 \text{ cm} = 1 \text{ m}$
 $1000 \text{ mm} = 1 \text{ m}$
 $23 \text{ mm} = 2.3 \text{ cm}$
 $356 \text{ cm} = 3.56 \text{ m}$

1 Write as centimetres.

a 50 mm _____ b 70 mm _____

c 80 mm _____ d 10 mm _____

e 100 mm _____ f 1 m _____

h 8 m _____ i 2.36 m _____

g 5 m _____

j 4.85 m _____

2 Write as metres.

a 300 cm _____ b 800 cm _____ c 700 cm _____

d 400 cm _____ e 200 cm _____ f 1000 mm _____

g 3000 mm _____ h 9000 mm _____ i 6000 mm _____

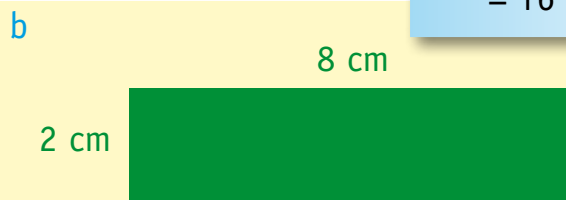
j 500 mm _____ k 2300 mm _____ l 842 cm _____

3 Find the perimeters.



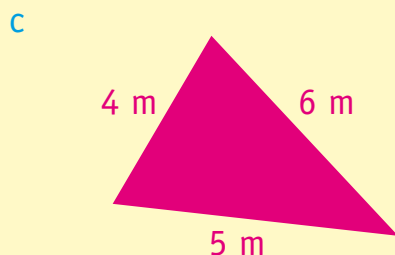
$$P = \square + \square + \square + \square$$

$$= \square \text{ cm}$$



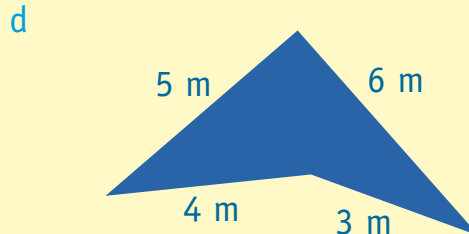
$$P = \square + \square + \square + \square$$

$$= \square \text{ cm}$$



$$P = \square + \square + \square$$

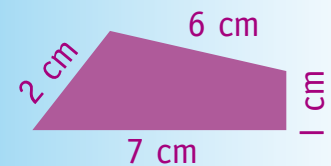
$$= \square \text{ m}$$



$$P = \square + \square + \square + \square$$

$$= \square \text{ m}$$

Perimeter is the distance around the outside. Add the lengths of all the sides.




$$P = 6 + 1 + 7 + 2$$

$$= 16 \text{ cm}$$

4 The Zips' block of land is a square. One side is 45 m long.

How long will a fence that goes around their land be? _____



Challenge! Farmer Jones has a small paddock with a perimeter of 58 m. Two sides are 12 m each and another side is 16 m.

How long is the fourth side?



God Made the Earth

God moved the Earth and all the creatures that live in it into being. While the sciences have helped us to understand the processes and history that have shaped our planet, there are gaps. Not all things can be explained. We know God in this mystery.

Each and every part of creation acknowledges God as creator. And, in their own unique ways, each part of creation offers praise and thanks: songs of birds, the fragrance and colours of flowers, the busyness of ants and bees, the graceful bound of a kangaroo, the chatter of galahs and parrots and the breaching of a whale. These may all be acts of praise and thanks.

We praise and thank our Creator in many different ways: through our words and actions; in music, art and song; in silence and laughter; in smiles and our appreciation of beauty.



Amongst all these things that God created, there are many other things, like: layers of atmosphere, rain, snow, hail, clouds, winds, cyclones, hurricanes, typhoons, monsoons, droughts; all the different species of aquatic plants; the mountains, hills, valleys, rocks, monoliths, continents, islands, isles, atolls, the minerals and gems; the microscopic creatures, land dwelling creatures, sub-terrarium creatures; and then all the extra stuff, like all the smelly things, tasty things, nocturnal things, colourful things, noisy things ...



I wonder why this story is different from how we know the universe was made.
 I wonder how mountains, rocks, oceans or storms praise and thank God.
 I wonder how satellites, asteroids, planets, galaxies and black holes might praise God.
 I wonder if humanity is the only part of creation that 'forgets' to be grateful.
 I wonder what I can do to help creation continue to praise God.

Watch: [The Aboriginal Dreaming story](#)

Then Read: Page 6 and 7 titled 'God Made the Earth' (Above).

Features of the Creation Story God made the Earth	Features of the Creation stories of Aboriginal Dreamtime.

1. How are these two stories similar/ the same?
2. How are these two stories different?
3. Are they any other creation stories you know from other cultures?
4. How are they the same as these stories?
5. How are they different?