

Grade 2
Remote Learning
Take Home Pack
(ADJUSTED)

Term 3 Week 6

Name: _____

Grade: 2_____

Remote Learning

To begin Term 3, 2020, all students will be learning remotely. Grade 2 students are able to contact their teacher through ClassDojo or by email (listed below).

The work program for each week can be found on the school website, on ClassDojo and also in this take home pack.

It is recommended that each day consists of:

- 45-60 minutes of literacy activities (reading, spelling and writing)
- 30-45 minutes of numeracy activities
- 30-45 minutes Additional learning areas, play-based learning and physical activity

Contact Emails:

2JK	Miss Jess Kerlin	Jessica.Kerlin@hestalbanssth.catholic.edu.au
2JM	Miss Julie Murnane	Julie.Murnane@hestalbanssth.catholic.edu.au
2TT	Miss Thy Tran	Thy.Tran@hestalbanssth.catholic.edu.au
2VF	Ms Vivian Faraj	Vivian.Faraj@hestalbanssth.catholic.edu.au

Spelling Words for Week 6

	Group 1	Group 2	Group 3	Group 4
Wk 6	1. Note 2. Home 3. Woke 4. Smoke 5. Globe 6. Rope 7. Hope 8. Spoke 9. Froze 10. Slope	1. Glove 2. Love 3. Lovely 4. Done 5. Above 6. Some 7. Front 8. Sometimes 9. Monday 10. Nothing	1. Honey 2. Money 3. Shovel 4. Monkey 5. Month 6. Smother 7. Become 8. Undone 9. Worry 10. Worrying	1. Month 2. Smother 3. Become 4. Undone 5. Worry 6. Worrying 7. Stomach 8. Govern 9. Government 10. Tongue

*Remember if you are looking for more work to do,
you can use StudyLadder.*

Monday 17th August, 2020

Reading

Read the story of **The Sleeping Beauty** or watch the video (<https://youtu.be/542644pAgRc>) on ClassDojo.

Sleeping Beauty

Once upon a time, there lived a king and queen.

After many years of longing (waiting) for a child, the queen gave birth to a beautiful baby girl.

The king threw a big party and invited some fairies. The fairies brought gifts for the baby.

A wicked fairy arrived at the party. He was angry because he wasn't invited. The wicked fairy placed a curse on the baby. He said, "When the princess reaches her sixteenth birthday, she will prick her finger on a spindle and die!".

One of the fairies used magic to soften the curse. She said, "The princess will not die, but instead fall into a deep sleep for one hundred years!".

The king banned all spinning wheels from the kingdom. When the princess turned sixteen, she found an old woman spinning. She had never seen a spinning wheel before and became curious.

The princess pricked her finger and fell to the floor in a deep, deep sleep.
The king and queen found the princess and put her to bed.

Soon, everyone else in the castle fell into a deep sleep.

Many years passed and a forest of trees, prickly shrubs and thorns grew around the palace. After 100 years, a handsome prince found the castle hidden amongst the thorns and trees.

The prince entered the castle and found the sleeping princess.
She was beautiful. The prince kissed the sleeping princess and she awoke!

The rest of the palace woke up too and they all lived happily ever after!



Complete the comprehension questions.

You don't need to write out the questions in your workbook, just make sure you write the numbers.

1. Why was the wicked fairy angry?

The wicked fairy was angry because_____.

2. What curse did the wicked fairy put on the princess?

The wicked fairy's curse was_____.


3. After 100 years, what happened to the castle?

After 100 years, the castle was covered in _____.

4. How did the princess wake up?

The princess woke up by _____.





5. Draw a picture of your favourite part of the story.



Writing

Last week you created your own fairytale character. You decided what they looked like (appearance), how they acted (personality), and you came up with some feeling they might have in their story. This week we are going to look at the setting of a fairy tale.

Underneath each picture, write down a Fairy Tale that you know that takes place in that setting.

Spelling

Write your spelling words **3 times** in your workbook


OR on a sheet of paper that you can slip into this booklet and hand in on Friday

OR you can write and submit the words digitally.

Write the words in your best handwriting,	Write the words in <i>fancy</i> writing	Write the words using different colours - that is rainbow writing.
---	--	--

Mental Maths

1. Use the image below to help you practise the number bonds to 30.



2. Sing with Jack about bonds from 11 - 19: <https://youtu.be/MmLMU8BqyKw>

3. Number of the Day

Complete the task online and then check your answers!

<https://mathsstarters.net/activity/numdaystudent>

Focus of the day: Addition using an algorithm

Revisit the videos from last week **Watch:** the video to help explain how to set up and add using an algorithm.

2-digit numbers: <https://www.youtube.com/watch?v=xAf-rCJ6VEc>

3-digit numbers: <https://www.youtube.com/watch?v=5LRUTyb0Pow>

Practise addition using algorithms on this website:

<https://www.splashlearn.com/addition-games-for-2nd-graders>

Addition Games for Grade 2



Make sure
you choose
this game

Religion

VOCAL PRAYERS.

God, Prayer and Me: Last week we looked at **VOCAL PRAYERS.** This involves praying aloud in word or song.

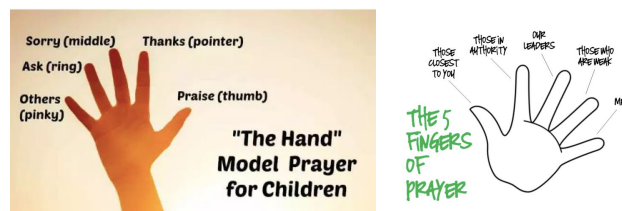
Here is a video of the 10 prayers we should learn <https://www.youtube.com/watch?v=EkxAQaxwPOI>

Here are the prayers in text:

https://docs.google.com/document/d/1XYIyGY20poHJqbZQnrT_mf3fZXNDxk6YCM1DBYWJ7s8/edit?usp=sharing

- | | |
|---------------------------------------|-------------------------------|
| 1. Sign of the cross | 6. Act of Hope |
| 2. The our father (The Lord's prayer) | 7. Act of Contrition |
| 3. Hail Mary | 8. Act of Love |
| 4. Glory Be | 9. Grace before meals |
| 5. Act of Faith | 10. The guardian angel prayer |

Remember you can use your hands to help you pray



TASK: Present creatively **at least 3** prayers Catholics should know. You must write out each of the prayers clearly and neatly. You will complete this task over the 2 RELIGION sessions. This can be a poster, a video, a powerpoint. It is up to you - the only limit is your creativity. Below is a written example.



Tuesday 18th August, 2020

Physical Education

Holy Eucharist PS Home Learning: Physical Education

Hi students and parents,

Students and Parents, please don't hesitate to contact me for any help or support on:

heribert.herrera@hestalbanssth.catholic.edu.au

STAY SAFE :) Mr. Herrera PE Teacher

P-2 Activities (MUST DO) Week 6 Term 3 (17th - 21st August 2020)

<p>Session 1 Exercise/ Game based skills Key Questions: Parents 1: What sports do you have to have good balance? SLIDE</p>	<p>Warm Up FIRST: WILF: <i>I am looking for students to warm up correctly.</i></p> <p>WATCH THIS VIDEO: https://www.youtube.com/watch?v=14ou-fplEi4 <i>The Body Coach TV:</i></p> <p>WILF: <i>I am looking for students to learn to balance.</i> WATCH THIS VIDEO image screen shot</p> <p>Watch My Challenge Video for some balance activities. It will be on Foundation, Grade 1 and 2 Specialist Class Dojo Page.</p>
<p>Session 2 Yoga Key Questions: Parents What YOGA pose is easy for you?</p>	<p>Warm Up FIRST: WATCH THIS VIDEO https://www.youtube.com/watch?v=14ou-fplEi4 <i>The Body Coach TV:</i></p> <p>WILF: <i>I am looking for students to concentrate on their breathing during YOGA.</i></p> <p>WATCH THIS VIDEO: https://www.youtube.com/watch?v=QM8NjfCfOg0</p>
<p>Session 3 Gymnastic Key Questions: Parents What gymnastic shape is hard for you to do? SLIDES</p>	<p>Warm up FIRST. WILF: <i>I am looking for students to learn some basic gymnastic shapes.</i></p> <p>WATCH THIS VIDEO: https://www.youtube.com/watch?v=r0nheZr44TA</p> <p>Dear parents, Parents in grade 1&2 make sure you take a photo or mini video of your child, practicing some gymnastic moves. Upload the photo or video onto the Class Dojo Folder that I will create for Grade 1 and 2 Class Dojo. I will comment, like and give each the child Dojo points.</p> <p>Regards Mr. Herrera</p>

Optional Activities:

Option 1: Walk/Run/Bike Ride/ Kick a ball with an adult or sibling.











Option 2: Meditation/Mindfulness.

WATCH THIS VIDEO: https://www.youtube.com/watch?v=zPZmD3x4_Nc

Music

SOUND!

Damian.OBree@hestalbanssth.catholic.edu.au

				<p>Play what is in the box while singing Twinkle Twinkle Little Star! (The last beat is a rest)</p> 
<i>Twin-How</i>	<i>kle l</i>	<i>twin-won-</i>	<i>kle der</i>	
				
<i>li-what</i>	<i>ttle you</i>	<i>star are</i>		
<i>Up Like</i>	<i>a-a</i>	<i>bove dia-</i>	<i>the mond</i>	<p>Now draw your own objects and fill in the words underneath</p> <p>Up above the world so high, like a diamond in the sky</p>
<i>world in</i>	<i>so the</i>	<i>high sky</i>		
				<p>What objects will you use and draw?</p> <p>Now play what you have drawn. :)</p>



Visual Arts Term 3 WEEK 6 Grades 1 and 2

shobha.hickey@hestalbanssth.catholic.edu.au

Learning Intention: You will use a simple salt dough recipe to make ornaments. You will find the basic ingredients in your kitchen pantry. Have fun experimenting, kneading, rolling, cutting and decorating and choosing what object you want to make. Follow the simple method and have fun.



Ingredients: 2 cups flour 1 cup salt 1 cup water food colour (optional)

Materials: cookie cutter plastic knife string bowl skewer or chopstick

Step 1. Add flour, salt and 1 cup of water slowly to make a dough.

Step 2. Knead until smooth, add colour

Step 3. Roll out with a rolling pin

Step 4. Cut out shapes with a cookie cutter and make a hole on top of the shape. Add textures by making marks.

Step 5. Dry your object for 24- 36 hrs. or put in the oven on a cookie sheet for 2 hours on low heat

Step 6. Put a string through the beads, heart or bird and hang as a wind chime



Watch the video to get some ideas:

<https://www.youtube.com/watch?v=5w52cFxDBww>

Chinese

Term 3 Week 6

Name: _____ Class: _____

Date: _____

Activity 1: Match the number to the correct Chinese character

1	6	3	7	4	8	5	10	9	2
---	---	---	---	---	---	---	----	---	---

三	一	七	六	八	四	九	二	十	五
---	---	---	---	---	---	---	---	---	---


Activity 2: Add the body parts!



← Create Your Own
MONSTER

It must have:

- ⇒ 3 眼睛 / yǎn jīng
- ⇒ 2 耳朵 / ěr duo
- ⇒ 1 嘴巴 / zǔi ba
- ⇒ 1 鼻子 / bí zi

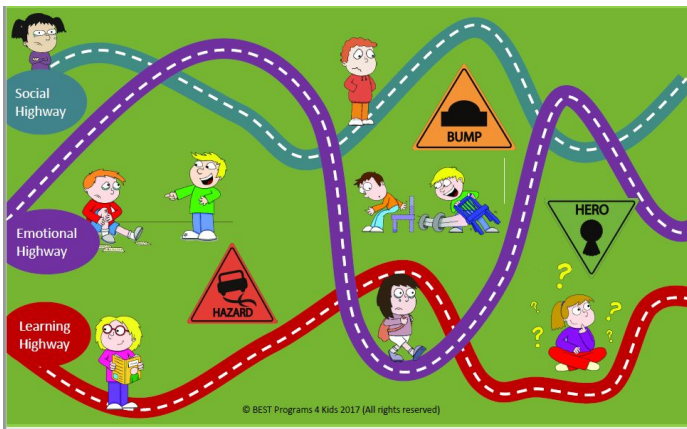


← Create Your Own
MONSTER




It must have:

- ⇒ 头发 / tóu fa
- ⇒ 4 胳膊 / ge bo
- ⇒ 1 眼睛 / yǎn jī

Social and Emotional Learning (Wellbeing)



Remember you are like a little car on your learning journey, your learning highway.

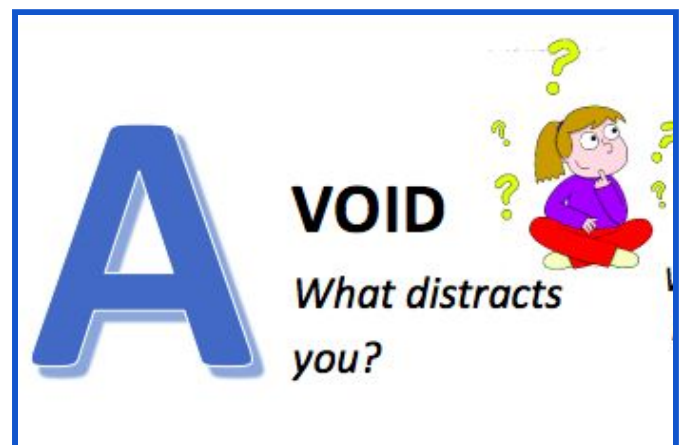
	<p>Sometimes there can be a bump in the road. Something might distract you from your learning.</p>
	<p>What can distract you from listening and learning? <u>Write and draw your answers:</u></p>
	<p>Here is a HIGHWAY TOOL that could help you learn to get past distractions.</p> <p><u>The Triple A's (AAA) of Getting Things Done.</u></p> <p>Three words that begin with A, which can help you stay on track and get all your things done. AVOID, APPROACH, APPLY.</p>


Let's look at the word AVOID.

There are lots of things happening in homes and classrooms.

When it is difficult to finish chores or school work, it might be because you are getting distracted.

In the activity on the next page, think about what John should be Avoiding while he should be cleaning his bedroom.





John's Mum said his bedroom needs to be clean and tidy before he can play. It is very messy.

John doesn't know what to do first.

Should he start with clothes, toys or books?

John finds a toy dinosaur under his bed.

What could happen if he lets the dinosaur distract him?

John doesn't like hanging up his clothes.

Should he get a snack? Read a book? Play with toys?

Should he AVOID these distractions and just hang up his clothes?

John has been tidying for 15 minutes. He is feeling bored.

What should he AVOID if he's going to Get Things Done?

Wednesday 19th August, 2020

Reading

Reread the story of **The Sleeping Beauty** or watch the video (<https://youtu.be/542644pAgRc>) on ClassDojo.

When you have finished, complete this activity about **NOUNS**. Find nouns from the story.

Remember a noun can be a PERSON, a PLACE or a THING.

Activity: Find all the nouns in the story and sort them into three groups; Person, Place, Thing.

<i>Person</i>	<i>Place</i>	<i>Thing</i>
Eg. The Princess	Eg. Bedroom	Eg. Presents

Activity 2: Use the nouns you found and write them in sentences!

Writing

Today we are going to look at ONE setting in more detail. Let's look at this picture of a setting that includes, a castle, some hills and a blue sky.



Brainstorm some ideas for these questions:

Which characters might you find in this setting?

What kinds of events might happen in this setting?

What magical elements could you create for this setting?

Spelling


Word Pictures:

1. Pick five (5) of your spelling words.
2. Write the word AND draw a picture of your 5 words in the boxes below:

<p>Word _____</p>	<p>Word _____</p>	<p>Word _____</p>
<p>Word _____</p>	<p>Word _____</p>	<p><u>How did you go?</u> Tick each box:</p> <p><input type="checkbox"/> I checked each word had the correct spelling.</p> <p><input type="checkbox"/> I used colours in the pictures.</p>

Mental Maths

1. Use the image below to help you practise the number bonds to 30.



2. Sing with Jack about bonds from 11 - 19: <https://youtu.be/MmLMU8BqyKw>

3. Number of the Day

Complete the task online and then check your answers!

<https://mathsstarters.net/activity/numdaystudent>

Focus of the day: Addition using an algorithm

Revisit the videos from last week **Watch:** the video to help explain how to set up and add using an algorithm.

2-digit numbers: <https://www.youtube.com/watch?v=xAf-rCJ6VEc>

3-digit numbers: <https://www.youtube.com/watch?v=5LRUTyb0Pow>

Practise addition using algorithms on this website:

<https://www.splashlearn.com/addition-games-for-2nd-graders>



Make sure
you choose
this game

Religion

Use your time today to continue to work on your task from Monday: Present creatively the “prayers Catholics should know”. The full prayer must be written out. *This is your second session.* This can be a poster, a video, a powerpoint. It is up to you- the only limit is your creativity. Below is another written example if you are still stuck.

You can find all the prayers on this website:

<https://www.learnreligions.com/prayers-every-catholic-child-should-know-542773>

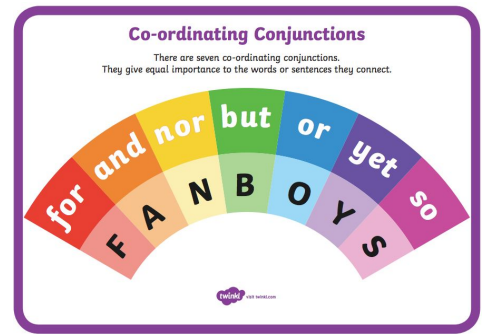


Thursday 20th August July, 2020

Reading

Reread the story of **The Sleeping Beauty** or watch the video (<https://youtu.be/542644pAgRc>) on ClassDojo.

Conjunction Practice: Improve your sentences by joining two short sentences together with a conjunction - these are words like **for, and, nor, but, or, yet and so.**



Fill in the missing conjunction:

1. My mum said I can play tennis _____ I can ride my bike.
2. My brother wants to eat cookies _____ my sister ate it all.
3. My dad said it was sunny _____ we went to the beach.

Now write sentences about *The Sleeping Beauty* using conjunctions:

1.


2.

3.








Writing

Think about the character you created last week. Were they a human, animal or imaginary creature? Remember the settings we looked at earlier this week, now think about what kind of setting YOUR character might be found in.

Today your task is to **DRAW** the setting where you would find **YOUR** character. Include as much detail and colour in your picture as possible.



Words in a sentence:

- | | | | | | | |
|---|---|---|---|---|---|---|
|  |  |  |  |  |  |  |
|---|---|---|---|---|---|---|

1. monkey. The hairy brown monkey threw bananas at the angry zoo keeper last night at the zoo.

[illegible]

Mental Maths

1. Use the bonds to 30 chart from Monday to practise the number facts.

2. Sing with Jack about bonds from 11 - 19: <https://youtu.be/MmLMU8BqyKw>

3. Number of the Day

Complete the task online and then check your answers!

<https://mathsstarters.net/activity/numdaystudent>

Focus of the day: Addition using an algorithm

Complete the worksheet: <https://www.k5learning.com/worksheets/math/grade-1-add-in-columns-2-digit-plus-1-digit-no-regrouping-a.pdf>

Find the sum.

$$\begin{array}{r} 1) \quad 70 \\ + \quad 5 \\ \hline \end{array}$$

$$\begin{array}{r} 2) \quad 11 \\ + \quad 0 \\ \hline \end{array}$$

$$\begin{array}{r} 3) \quad 72 \\ + \quad 6 \\ \hline \end{array}$$

$$\begin{array}{r} 4) \quad 76 \\ + \quad 1 \\ \hline \end{array}$$

$$\begin{array}{r} 5) \quad 12 \\ + \quad 5 \\ \hline \end{array}$$

$$\begin{array}{r} 6) \quad 83 \\ + \quad 5 \\ \hline \end{array}$$

$$\begin{array}{r} 7) \quad 11 \\ + \quad 5 \\ \hline \end{array}$$

$$\begin{array}{r} 8) \quad 67 \\ + \quad 1 \\ \hline \end{array}$$

$$\begin{array}{r} 9) \quad 37 \\ + \quad 1 \\ \hline \end{array}$$

$$\begin{array}{r} 10) \quad 37 \\ + \quad 2 \\ \hline \end{array}$$

$$\begin{array}{r} 11) \quad 9 \\ + \quad 0 \\ \hline \end{array}$$

$$\begin{array}{r} 12) \quad 66 \\ + \quad 2 \\ \hline \end{array}$$

$$\begin{array}{r} 13) \quad 72 \\ + \quad 2 \\ \hline \end{array}$$

$$\begin{array}{r} 14) \quad 42 \\ + \quad 2 \\ \hline \end{array}$$

$$\begin{array}{r} 15) \quad 24 \\ + \quad 1 \\ \hline \end{array}$$

$$\begin{array}{r} 16) \quad 13 \\ + \quad 2 \\ \hline \end{array}$$

$$\begin{array}{r} 17) \quad 64 \\ + \quad 0 \\ \hline \end{array}$$

$$\begin{array}{r} 18) \quad 50 \\ + \quad 6 \\ \hline \end{array}$$

$$\begin{array}{r} 19) \quad 74 \\ + \quad 3 \\ \hline \end{array}$$

$$\begin{array}{r} 20) \quad 58 \\ + \quad 0 \\ \hline \end{array}$$

Extend yourself: <https://www.math-salamanders.com/image-files/2-digit-addition-no-regrouping-1.gif>

We are learning to recognise important traditions such as birthdays to celebrate or remember important events in our lives.

Friday 21st August July, 2020

Reading

You need to choose a book to **read** from EPIC or a book from home.

How to use EPIC:

1. Click on the link: <https://www.getepic.com/students>
2. Enter your Class Code
3. Find your name
4. Pick a book to read!!



Class Codes:

2VF: xly4416
2JM: zjj5749
2JK: lxw3713
2TT: tnm1852

Your task is to **record a video** of yourself **reading a book** and upload it onto the **Student Portfolio** on ClassDojo.

Make sure you say the title of the book and use expressions when reading.



Spelling Test

Spelling Test: Ask someone to test you on this week's spelling words. Good luck!

Do your test here:

1	5	9
2	6	10
3	7	<u>Correct your work</u> How did you go? Colour in the stars for each correct word: ☆☆☆☆☆☆☆☆☆☆
4	8	

Writing

Yesterday you created a setting for YOUR character. Today you are going to **describe** the setting. Brainstorm as many words as you can about YOUR setting.

What can you SEE?	What can you HEAR?
<i>Eg. Green hills</i>	<i>Eg. wind</i>
What can you SMELL?	What can you FEEL?
<i>Eg. fresh flowers</i>	<i>Eg. as cold as ice</i>

Now write **THREE** sentences using the words you have chosen to describe YOUR setting.

1.
2.
3.

Mental Maths
















1. Use the bonds to 30 chart from Monday to practise the number facts.
2. Sing with Jack about bonds from 11 - 19: <https://youtu.be/MmLMU8BqyKw>
3. Number of the Day

Complete the task online and then check your answers!

<https://mathsstarters.net/activity/numdaystudent>

Focus of the day: Addition using an algorithm

Show me 4 ways.

Number sentence	Pictures	MAB	Algorithm																		
Eg. 15 + 4	☆☆☆☆ ☆☆☆☆ ☆☆☆☆ ☆☆☆☆	<table><tr><th>Tens</th><th>Ones</th></tr><tr><td></td><td></td></tr><tr><td></td><td></td></tr><tr><td></td><td></td></tr><tr><td></td><td></td></tr></table>	Tens	Ones									<table><tr><th>Tens</th><th>Ones</th></tr><tr><td>1</td><td>5</td></tr><tr><td>+</td><td>4</td></tr><tr><td>1</td><td>9</td></tr></table>	Tens	Ones	1	5	+	4	1	9
Tens	Ones																				
																					
																					
																					
Tens	Ones																				
1	5																				
+	4																				
1	9																				

Inquiry

We are making an invitation to a celebration, such as a birthday.

Make your own Invitation.

You can make it on paper and take a photo of it, or make it on your device using a program such as Microsoft Word or Pages. Then upload your work to Class Dojo.

Have you ever seen an invitation to a celebration?



Your task is:

Make up your own celebration and make a lovely invitation for a friend or family member to come. Remember to include the

- Name of the guest
- Reason for the celebration (birthday, wedding, new home house-warming, baptism, or another celebration)
- Date and Time
- Place or address
- RSVP (this is the date your friend has to tell you whether they are coming or not).