Prisms and pyramids

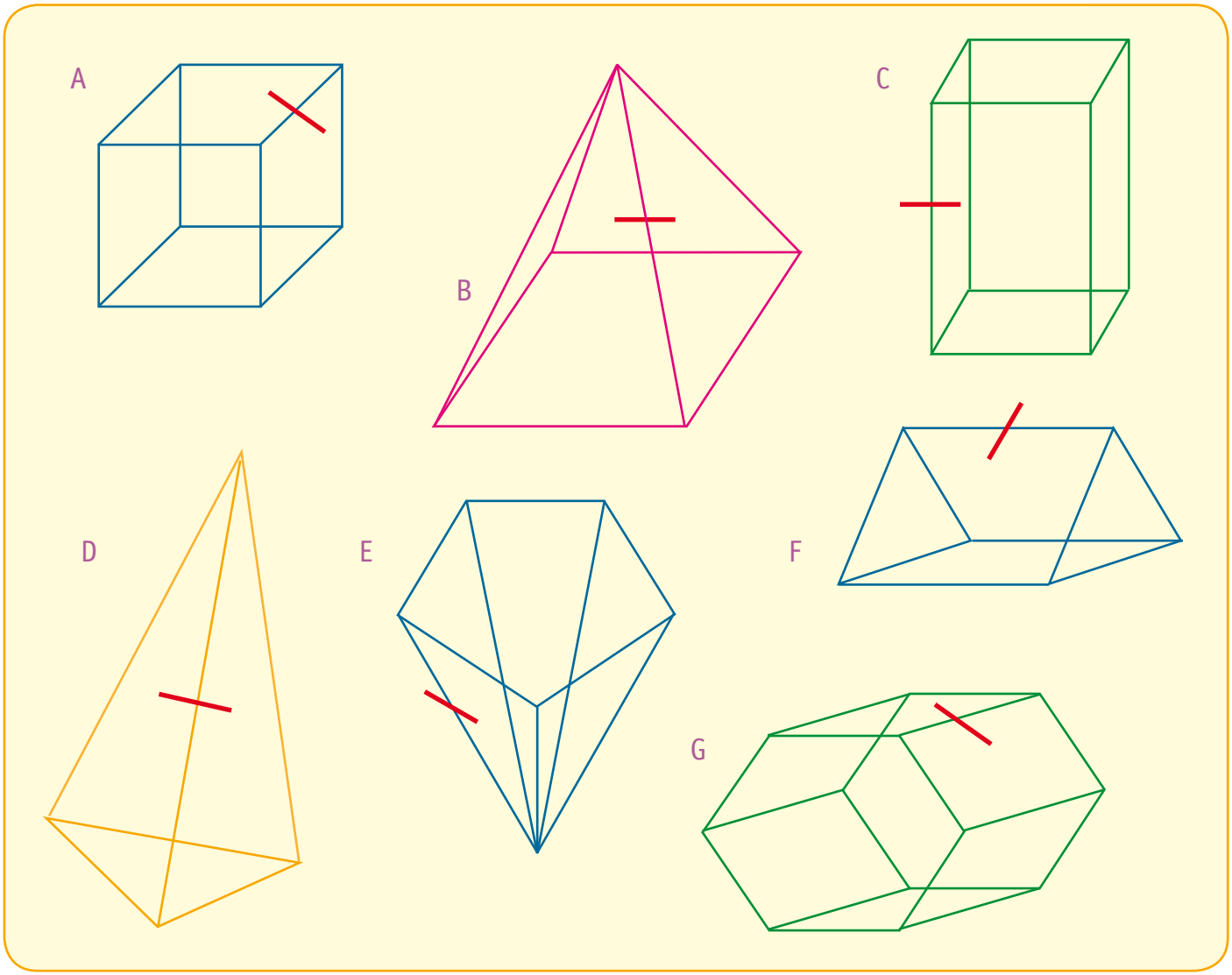

1 a Name the 3D objects.

A _____ B _____ C _____

D _____ E _____ F _____

G _____

2 Draw and name the shape of the cross-section you will see if each object is cut through at the red mark.

A	B	C	D	E	F	G

ACMMG111 Shape • Connect three-dimensional objects with their nets and other two-dimensional representations. • Represent two-dimensional shapes.

Comparing 3D objects

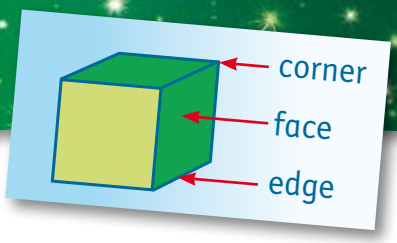

3D objects

1 Complete the table for each 3D object on page 38.

Name	Number of faces	Number of edges	Number of corners
A			
B			
C			
D			
E			
F			
G			

2 Compare objects B and E and fill in the table.

Name	Things that are similar	Things that are different

Comment _____

_____

3 Compare objects C and F and fill in the table.

Name	Things that are similar	Things that are different
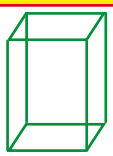		

Comment _____

_____

3D objects

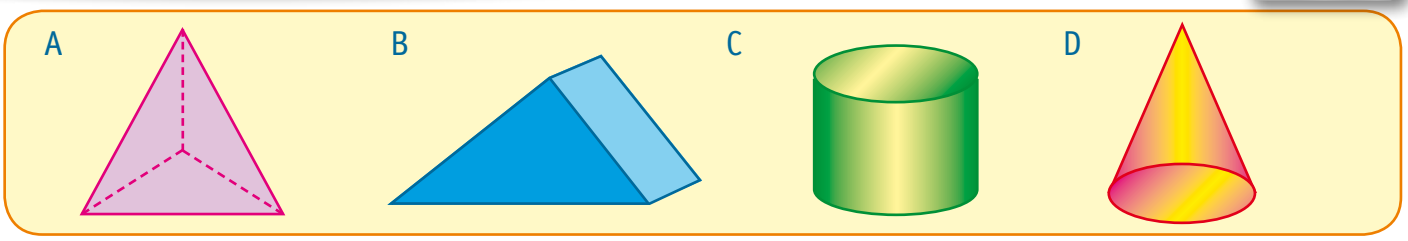

1 Name each solid.

a _____ b _____ c _____ d _____

2 Match each cross-section with a solid.

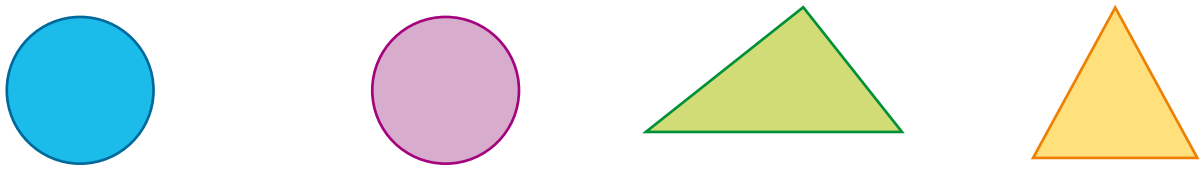

a _____ b _____ c _____ d _____

3 Match each solid with a top view.

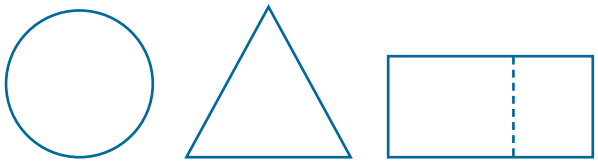

a _____ b _____ c _____

4 Match each solid with a front view.

a _____ b _____ c _____

5 Draw a pyramid. Join the top vertex to each corner.

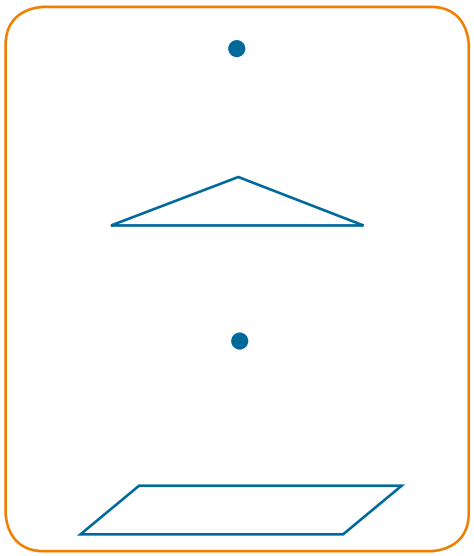

6 Draw the net of each 3D object.

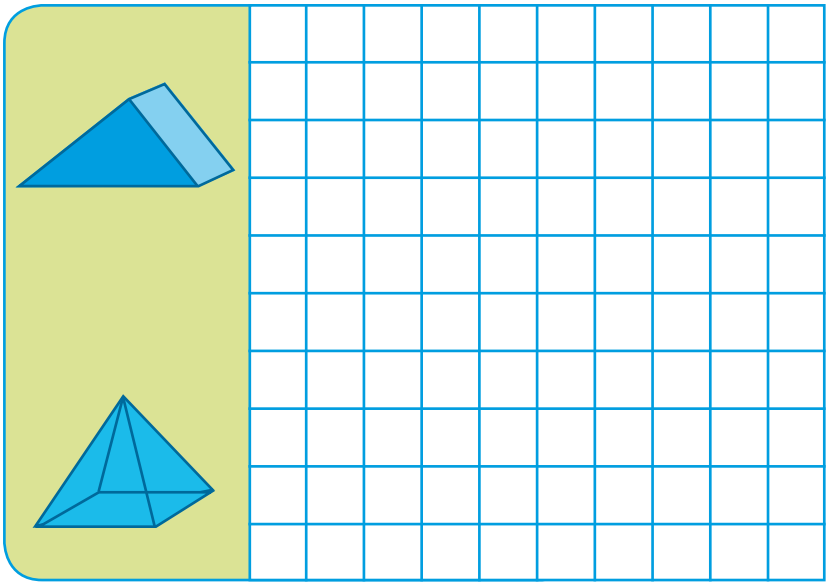


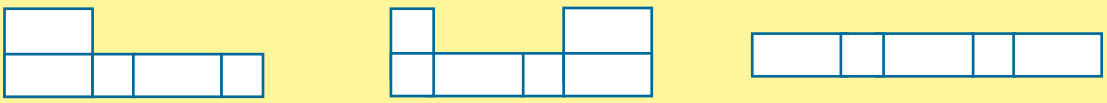
Challenge! Which of these is not the net of an open rectangular prism?