

Grade 4 Remote Learning Timetable- Week 10 Term 3

Once students are finished with their activities, please **take a photo** and **submit** it onto your own Google Classroom page between

3-3:15PM each day. We will be checking who is submitting their work.

	Monday	Tuesday	Wednesday	Thursday	Friday
8:50- 9:00	<p>Good Morning Google Meet with your class at 9.00am for the roll. We will explain the Home Learning Grid for the week. Please leave your mic on mute and listen to your teacher. Google Meet Classroom Expectations 4KB - 4JK - 4JC -</p>	<p>Good Morning Google Meet with your class at 9.00am for the roll. We will explain the Home Learning Grid for the week. Please leave your mic on mute and listen to your teacher. Google Meet Classroom Expectations 4KB - 4JK - 4JC -</p>	<p>Good Morning Google Meet with your class at 9.00am for the roll. We will explain the Home Learning Grid for the week. Please leave your mic on mute and listen to your teacher. Google Meet Classroom Expectations 4KB - 4JK - 4JC -</p>	<p>Good Morning Google Meet with your class at 9.00am for the roll. We will explain the Home Learning Grid for the week. Please leave your mic on mute and listen to your teacher. Google Meet Classroom Expectations 4KB - 4JK - 4JC -</p>	<p>Good Morning Google Meet with your class at 9.00am for the roll. We will explain the Home Learning Grid for the week. Please leave your mic on mute and listen to your teacher. Google Meet Classroom Expectations 4KB - 4JK - 4JC -</p>
9:00-10:00	<p>Reading</p> <p>Reiteracy What are we doing to our Earth? War on Waste- Food Wastage War on Waste- Ban the bag War on waste- Bottled Water vs Tap Water Why do you think these things are still happening?</p>	<p>Maths</p> <p>9:00-9:20am - Sunset Maths (Essential Assessment)</p> <p>9:20am LFIN Groups These are your groups from last term.</p> <p>Miss Barrie-Group 1 Miss Cablao Miss Khong</p>	<p>Reading</p> <p><u>Students continue to work on their Inquiry Health Reflection Document from yesterday's lesson.</u></p>	<p>Mass</p> <p>Participate in the Mass from Wednesday's Celebration DAILY READINGS AND REFLECTION HTTPS://CATHOLIC-DAILY-REFLECTIONS.COM/ WHOLE SCHOOL FAREWELL TO MR PARKER LITURGY @ 9:30 After reading the reflection for Wednesday's Reading answer the questions in full sentences in your book.</p>	<p>Maths</p> <p>Area WALT: Understand how to calculate the area of a shape. WILF: square centimetres, using the perimeter to understand the area.</p> <p>Friday Area task Your teacher will upload this on Google Classroom. Please edit in the document provided.</p>

	<p>How can we help this situation?</p> <p>Watch the following short video clips about how we are treating the world and answer the questions on the document. Your teacher will upload onto your Google Classroom.</p>				
10:00-11:00	<p>Writing</p> <p>Finish off your plan from last week.</p> <p>Remember to edit your work in red for your teacher to see.</p> <p>Make sure you write a caption for each of the images that are on your plan for your brochure.</p> <p>If you have finished editing your plan, finish off any work that you haven't completed yet. Remember to submit to your teacher.</p>	<p>Reading</p> <p>Session 10:- Stewards of God's Creation</p> <p>Students will type onto the Stewards of creation document (Teacher will upload) to answer the questions about stewardship of God's creation.</p>	<p>Writing</p> <p>Here are some examples of brochures for you to get some inspiration from.</p> <p>You'll now start publishing on the brochure template using the information on the plane.</p> <p>**Your teacher will upload the document on Google Classroom.</p> <p>You will now be moving over your information from your plan onto the brochure template.</p> <p>Remember to:</p> <ul style="list-style-type: none"> • Add colour • Add your pictures & captions • Add different font 	<p>LOTE</p> <p>Check Google Classroom stream for activity.</p>	<p>Reading</p> <p><u>Nurturing our connections with God and Creation- Reflective Assessment</u> (Your teacher will upload)</p> <p>-Students reflect on the RE unit- Right Relationships by identifying 4 different ways we can strengthen our relationship with God and His son Jesus eg. by celebrating the mass, by looking at the environment, by praying, by receiving the bread and wine and celebrating sacraments.</p>

			styles <ul style="list-style-type: none"> • Add different font sizes 		
11:00-12:00	LUNCH/QUESTIONS WITH TEACHER If you have any IMPORTANT questions about your tasks today please email me or request a google meet video with your teacher. 4KB - 4JK - 4JC	LUNCH/QUESTIONS WITH TEACHER If you have any IMPORTANT questions about your tasks today please email me or request a google meet video with your teacher. 4KB - 4JK - 4JC	LUNCH/QUESTIONS WITH TEACHER If you have any IMPORTANT questions about your tasks today please email me or request a google meet video with your teacher. 4KB - 4JK - 4JC -	LUNCH/QUESTIONS If you have any IMPORTANT questions about your tasks today please email me or request a google meet video with your teacher. 4KB - 4JK - 4JC -	LUNCH/QUESTIONS If you have any IMPORTANT questions about your tasks today please email me or request a google meet video with your teacher. 4KB - 4JK - 4JC -
12:00-12:20	Independent Reading Click on the link https://www.getepic.com/ If you haven't joined put down the class code then select your name. There are books that your teacher may have assigned for you. Please read that. Thanks. 4JC class code - yby1561 4JK class code - qsm3501 4KB class code - hzs6238	Independent Reading Click on the link https://www.getepic.com/ If you haven't joined put down the class code then select your name. There are books that your teacher may have assigned for you. Please read that. Thanks. 4JC class code - yby1561 4JK class code - qsm3501 4KB class code -	Independent Reading Click on the link https://www.getepic.com/ If you haven't joined put down the class code then select your name. There are books that your teacher may have assigned for you. Please read that. Thanks. 4JC class code - yby1561 4JK class code - qsm3501	Independent Reading Click on the link https://www.getepic.com/ If you haven't joined put down the class code then select your name. There are books that your teacher may have assigned for you. Please read that. Thanks. 4JC class code - yby1561 4JK class code - qsm3501 4KB class code - hzs6238	Independent Reading Click on the link https://www.getepic.com/ If you haven't joined put down the class code then select your name. There are books that your teacher may have assigned for you. Please read that. Thanks. 4JC class code - yby1561 4JK class code - qsm3501 4KB class code -

		hzs6238	4KB class code - hzs6238		hzs6238
12:20-1:10	<p>PE (Mr. Herrera) Google Meet at (Mr. Herrera) Google Meet at 12:20-1:10 with Mr Herrera.</p> <p>(Mr Herrera will post a link on Google Classroom for you to join).</p>	<p>Music</p> <p>Check Google Classroom stream for activity.</p>	<p>Art</p> <p>Check Google Classroom stream for activity.</p>	<p>Writing</p> <p>Continue on with the publishing of the brochure from yesterday.</p> <p>Remember to:</p> <ul style="list-style-type: none"> • Add colour • Add your pictures & captions • Add different font styles • Add different font sizes <p>Your teacher will be checking whether you have decorated your brochure and will return it if the above have not been added to your document.</p>	<p>Finishing Off</p> <p>You can finish off pieces of work from this week that you have not completed.</p> <p>Please remember to submit your work to your teacher at the end of the day.</p>
1:15-2:00	<p>Maths</p> <p>Area WALT: Understand the term 'area' WILF: square centimetres, using the perimeter to understand the area.</p> <p>Activity: Your teacher will upload this on Google Classroom.</p> <p>Your teacher will upload this on Google Classroom. Please edit in the document provided.</p>	<p>Inquiry</p> <p>WALT: Reflect on the 4 dimensions of health WILF: Physical, Social, Mental and Spiritual Health.</p> <p>*Instructions in the document</p> <p>How to copy and paste images:</p> <ul style="list-style-type: none"> - Right click the image - Copy the 	<p>Religion</p> <p>Session 11: Pope Francis' Letter about Caring for Creation Laudato Si Animation for children video Reflect on what you have watched and explain what Pope Francis meant by this quote: 'Why the only future worth building includes everyone...' <u>Prompting questions:</u></p>	<p>Highway Heroes</p> <p>Students continue to work on their Inquiry Health Reflection Document from yesterday's lesson.</p> <p>(Your teacher will upload this for you to type on).</p>	<p>Digital Technologies</p> <p>Check Google Classroom stream for activity.</p>

		<p>image</p> <ul style="list-style-type: none"> - Right click the image - Paste it in the powerpoint <p>Or Ctrl C the image then Ctrl V the image</p> <p>Inquiry Reflection Powerpoint</p> <p>Your teacher will upload this on Google Classroom. Please edit in the powerpoint provided.</p>	<p><i>What was the message from the video about caring for creation?</i> <i>What does the pope want us to do for creation?</i> <i>What does the quote mean from Pope Francis?</i></p> <p>Your teacher will upload this on Google Classroom. Please edit in the document provided.</p>		
2:00-2:30	BREAK	BREAK	BREAK	BREAK	BREAK
2:30-3:00	<p>Daily Exercise/Stretches</p> <p>WILF: I am looking for students to exercise at their own pace while following the coach.</p> <p>Mr Herrera will post onto Google Classroom daily exercises that you are to participate in.</p> <p>Once you are finished with your daily exercises, write or draw what you are grateful for</p>	<p>Handwriting Practice (Spelling words)</p> <p>Word pattern</p> <p>challenge words</p> <p>interest</p> <p>experiment</p> <p>potatoes</p> <p>favourite</p> <p>imagine</p> <p>material</p> <p>promise</p>	<p>Daily Exercise/Stretches</p> <p>WILF: I am looking for students to exercise at their own pace while following the coach.</p> <p>Mr Herrera will post onto Google Classroom daily exercises that you are to participate in.</p> <p>Once you are finished with your daily exercises, write</p>	<p>Daily Exercise/Stretches</p> <p>WILF: I am looking for students to exercise at their own pace while following the coach.</p> <p>Mr Herrera will post onto Google Classroom daily exercises that you are to participate in.</p> <p>Once you are finished with your daily exercises, write or draw what you are grateful for and what has been your favourite part of the day or something that has</p>	<p>Mindfulness</p> <p>Write 5 things that you have enjoyed in Term 3 and draw a picture of your favourite moment.</p> <p>Also write down 3 things that you are grateful for today.</p>

	and what has been your favourite part of the day or something that has brought you joy today.	opposite minute increase Practise writing them twice using cursive letters. Place words in alphabetical order. Put each word into a creative sentence.	or draw what you are grateful for and what has been your favourite part of the day or something that has brought you joy today.	brought you joy today.	
3:00-3:15	PACK UP/SUBMIT Check in with the teacher and Submit/take photos of work on google classroom page. If needed via google classroom	PACK UP/SUBMIT Check in with the teacher and Submit/take photos of work on google classroom page. If needed via google classroom	PACK UP/SUBMIT Check in with the teacher and Submit/take photos of work on google classroom page. If needed via google classroom	PACK UP/SUBMIT Check in with the teacher and Submit/take photos of work on google classroom page. If needed via google classroom	PACK UP/SUBMIT Check in with the teacher and Submit/take photos of work on google classroom page. If needed via google classroom

What are we doing to our Earth?

Watch the following short video clips about how we are treating the world. Answer the following questions for each video.

War on Waste- Food Wastage	
Why do you think these things are still happening?	
How can we help this situation?	

War on Waste- Ban the bag	
Why do you think these things are still happening?	
How can we help this situation?	

War on waste- Bottled Water vs Tap Water	
Why do you think these things are still happening?	
How can we help this situation?	

Area

We are going to learn all about Area today!



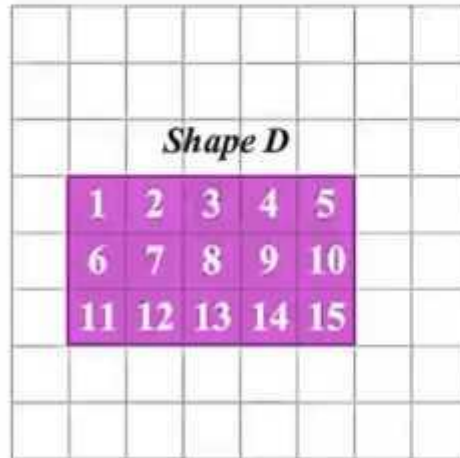
Introduction to Area

INTRODUCTION TO AREA

Example

Below is a 1 cm square grid.

Find the area of each plane shape.

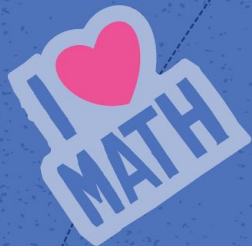


Shape A: Area = 8 cm^2

Shape B: Area = 4 cm^2

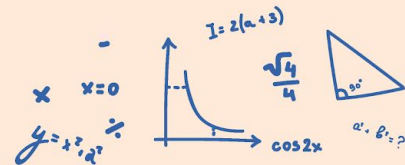
Shape C: Area = 17 cm^2

Shape D:

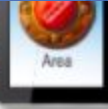


What is Area? Write a definition below:

Area is...



Garden area



You will need this picture for your activities coming up in the next slides.



is the Luu's garden. Study the key.



This is the Luu's garden. Study the key.

How many square metres is:

- a the rose garden bed? _____ b the shed? _____
c the pond? _____ d the strawberry patch? _____

a)

b)

c)

d)

Garden area



2 Which gardens have an area of:

a 3 square metres? _____ and _____

b 6 square metres? _____ and _____

a) 3 square metres?

and

b) 6 square metres?

and

Garden area



3 What has an area the same as:

a the shed? _____ b the pond? _____

3. What has an area the same as:

a) the shed?

b) the pond?



- 4 What is the area of the path? _____
- 5 What is the area of the whole garden? _____

4. What is the area of the path?

5. What is the area of the whole garden?

Garden area



Key

1 square
metre

Path

Soil

Grass

Look at page 160. Remember:

1 m

1 square
metre

1 m

Area is the size
of a surface.
Perimeter is the
distance around
the outside.

1 Find the perimeter of the:

a vegetable garden. _____ b herb garden. _____

c strawberry patch. _____ d flower garden. _____

e rose garden. _____ f shed and rose garden. _____

2 Estimate the perimeter of the pond. _____



1. Find the perimeter of the:

a)

b)

c)

d)

e)

f)

Garden area



Key

1 square
metre

Path

Soil

Grass

Look at page 160. Remember:

1 m

1 square
metre

1 m

Area is the size
of a surface.
Perimeter is the
distance around
the outside.

1 Find the perimeter of the:

a vegetable garden. _____ b herb garden. _____

c strawberry patch. _____ d flower garden. _____

e rose garden. _____ f shed and rose garden. _____

2 Estimate the perimeter of the pond. _____



1. Find the perimeter of the:

a)

b)

c)

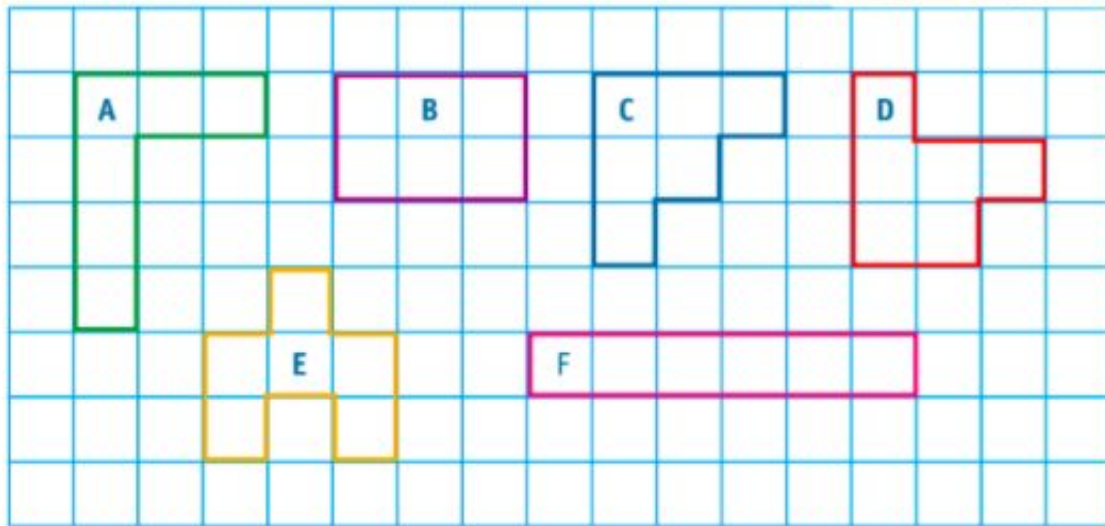
d)

e)

f)

2. Estimate the perimeter of the pond.

3 These are 1 cm squares.

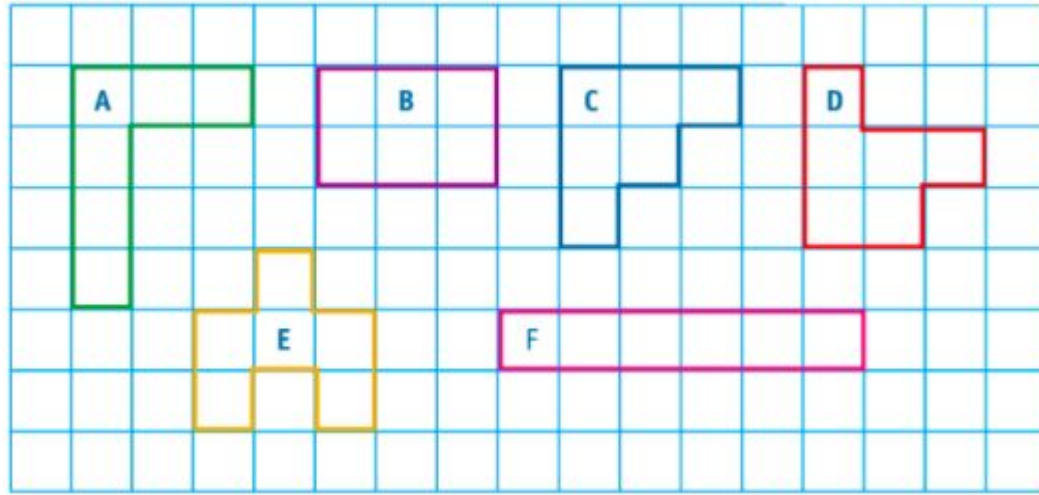


a Find the area of each in cm^2 .

A _____ B _____ C _____ D _____ E _____ F _____

A	B	C	D	E	F
---	---	---	---	---	---

3 These are 1 cm squares.



b Find the perimeter of each in cm.

A _____ B _____ C _____ D _____ E _____ F _____

Show your working out too:

A	B	C	D	E	F



WORDED PROBLEM



Challenge!

How many square metres of grass are there?



Show your working out here:




WORDED PROBLEM




Challenge! On centimetre grid paper draw 6 different shapes each with an area of 8 cm^2 . Work out the perimeter of each shape. Write about what you discover.

Show your working out here:

STEWARDSHIP OF CREATION





Task Questions:

Activity 1:

Looking at the images above, answer the question below.

1. What does stewards and stewardship mean?

Activity 2:

Read and watch the 'Stewards of Creation' Comic and [video](#):

1. How are the people living in the poor communities of Brazil stewards of creation?

Activity 3:

Watch the '[Care for Creation](#)' video to help continue the sentence in their RE books of

I can be a steward of creation by...



Activity - Food for Thought

In this task you will be finding images for each dimension of health - Physical, Mental, Social and Spiritual.

You need to find **4** pictures for each dimension of health in two categories displaying **GOOD** health vs **POOR** health.

You will need to explain each image that you choose.

Examples of Good Physical Health

Find images from the internet and copy them into the table relating to the 4 dimensions of health. Write a sentence about each picture explaining your choice.

Examples of Good Mental Health

Find images from the internet and copy them into the table relating to the 4 dimensions of health. Write a sentence about each picture explaining your choice.

Examples of Good Social Health

Find images from the internet and copy them into the table relating to the 4 dimensions of health. Write a sentence about each picture explaining your choice.

Examples of Good Spiritual Health

Find images from the internet and copy them into the table relating to the 4 dimensions of health. Write a sentence about each picture explaining your choice.

Examples of Poor Physical Health

Find images from the internet and copy them into the table relating to the 4 dimensions of health. Write a sentence about each picture explaining your choice.

Examples of Poor Mental Health




Find images from the internet and copy them into the table relating to the 4 dimensions of health. Write a sentence about each picture explaining your choice.




Examples of Poor Social Health

Find images from the internet and copy them into the table relating to the 4 dimensions of health. Write a sentence about each picture explaining your choice.

Examples of Poor Spiritual Health

Find images from the internet and copy them into the table relating to the 4 dimensions of health. Write a sentence about each picture explaining your choice.





[Laudato Si Animation for children video](#)

Reflect on what you have watched and explain what Pope Francis meant by this quote and answer the following questions:

1. ***'Why the only future worth building includes everyone...'***
2. *What was the message from the video about caring for creation?*
3. *What does the pope want us to do for creation?*
4. *What does the quote mean from Pope Francis?*

Areas of Health- Reflection

With the questions below answer them in full sentences with **at least 3 sentences or more.**

<p>What have you learnt about 'Physical Health'?</p>	<p>What would you do differently with your physical health to be healthier?</p>
<p>What have you learnt about 'Mental Health'?</p>	<p>Why is it important to do things you love to help your mental health?</p>
<p>What have you learnt about 'Social Health'?</p>	<p>Give 2 examples of good social health and 2 examples of poor social health (Refer to 3 Forms of Thinking).</p>
	<p>Good Social Health:</p>
	<p>Poor Social Health:</p>
<p>What have you learnt about 'Spiritual Health'?</p>	<p>What will you continue or try doing, to make a change in the world?</p>

We are going to learn all about Area today!

We are going to learn all about Area today!

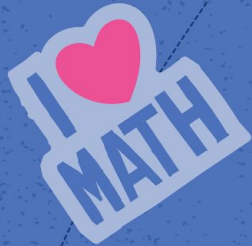
Area

Area

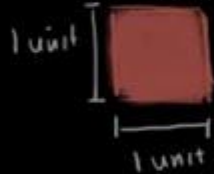
is measured in squares.

1 square metre = 1 m^2

1 square centimetre = 1 cm^2



Area Addition intro old



Unit square



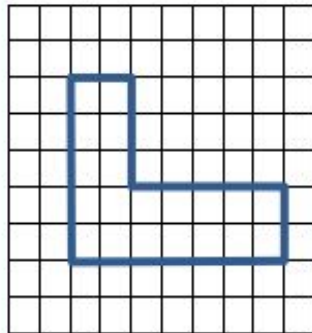
Khan Academy



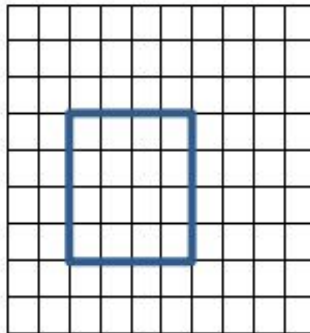
Area
is measured in squares.
1 square metre = 1 m²
1 square centimetre = 1 cm²

Understanding

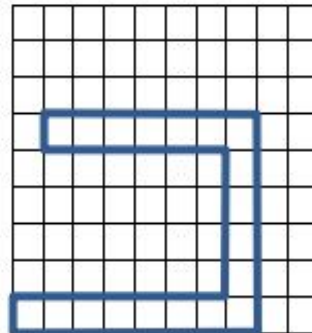
1. Order the shapes from smallest to largest area by using the grid.



Shape 1



Shape 2

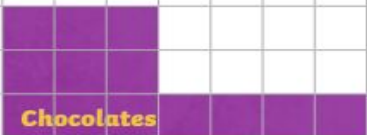


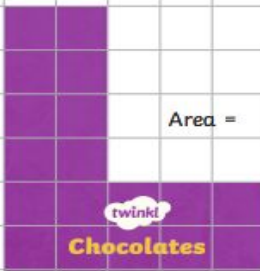
Shape 3


Smallest = _____


Largest = _____


What is the Area of the Shape?	Put it in order:
Shape 1 =	Smallest =
Shape 2 =	Middle =
Shape 3 =	Largest =

1.  Area =

2.  Area =

3.  Area =

4.  Area =

5.  Area =

Area
is measured in squares.
1 square metre = 1 m²
1 square centimetre = 1 cm²

What is the Area of the Shape?

1.	2.
3.	4.
5.	

Reasoning

1. Circle the area that is largest.

- a) 4 m^2 or 7 m^2
- b) 8 m^2 or 6.5 m^2
- c) 55 cm^2 or 52 cm^2
- d) 1 m^2 or 70 cm^2



Area

is measured in squares.
1 square metre = 1 m^2
1 square centimetre = 1 cm^2

Write down which area is the largest

a)

b)

c)

d)

3 Would you use square metres or square centimetres to measure the area of:

- a a book cover? _____ b a park? _____
c a garage floor? _____ d a birthday card? _____
e a large rug? _____ f a face washer? _____
g a desk top? _____ h your bedroom floor? _____ i a DVD cover? _____

Area
is measured in squares.
1 square metre = 1 m^2
1 square centimetre = 1 cm^2

a)	b)
c)	d)
e)	f)
g)	h)
i)	



WORDED PROBLEM

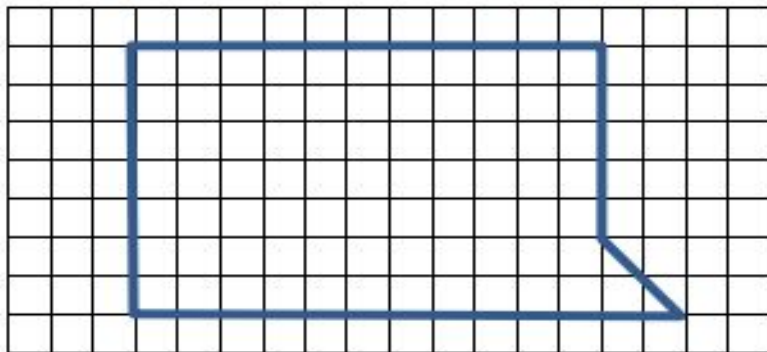
a) The teacher's table is 6 feet long and 3 feet wide. What is the area of the table?

Show your working out here:



WORDED PROBLEM

Use the grid to work out the area of the shape below.



Area = _____ squares

Show your working out here:

Name:

Nurturing Our Connection with God and Creation

Date:

Our Relationship with God is connected with our relationship with Jesus, the community, our family and friends and creation. Describe 4 different ways we can strengthen our Relationship with God in our daily lives. Draw or find an image to connect with your paragraph.

1. How can you strengthen your relationship with Jesus and God...

2. How can you strengthen your relationship with creation...

3. How can you strengthen your relationship with the community...

4. How can you strengthen your relationship with our friends and family...

