

# **Grade 2**

# **Remote Learning Pack**

**(ADJUSTED)**

## **Term 3 Week 9**

**Name:** \_\_\_\_\_

**Grade:** 2\_\_\_\_\_

# Remote Learning

To begin Term 3, 2020, all students will be learning remotely. Grade 2 students are able to contact their teacher through ClassDojo or by email (listed below).

The work program for each week can be found on the school website, on ClassDojo and also in this take home pack.

It is recommended that each day consists of:

- 45-60 minutes of literacy activities (reading, spelling and writing)
- 30-45 minutes of numeracy activities
- 30-45 minutes Additional learning areas, play-based learning and physical activity

## Contact Emails:

2JK	Miss Jess Kerlin	<a href="mailto:Jessica.Kerlin@hestalbanssth.catholic.edu.au">Jessica.Kerlin@hestalbanssth.catholic.edu.au</a>
2JM	Miss Julie Murnane	<a href="mailto:Julie.Murnane@hestalbanssth.catholic.edu.au">Julie.Murnane@hestalbanssth.catholic.edu.au</a>
2TT	Miss Thy Tran	<a href="mailto:Thy.Tran@hestalbanssth.catholic.edu.au">Thy.Tran@hestalbanssth.catholic.edu.au</a>
2VF	Ms Vivian Faraj	<a href="mailto:Vivian.Faraj@hestalbanssth.catholic.edu.au">Vivian.Faraj@hestalbanssth.catholic.edu.au</a>

## Spelling Words for Week 9

	Group 1	Group 2	Group 3	Group 4
<b>Wk 9</b>	<ol style="list-style-type: none"><li>1. Thumb</li><li>2. With</li><li>3. Thank</li><li>4. Thin</li><li>5. Thick</li><li>6. Thorn</li><li>7. Three</li><li>8. Maths</li><li>9. Birth</li><li>10. Teeth</li></ol>	<ol style="list-style-type: none"><li>1. Bed</li><li>2. Bedding</li><li>3. Bedroom</li><li>4. Red</li><li>5. Shed</li><li>6. Shedding</li><li>7. Fed</li><li>8. Ten</li><li>9. Sent</li><li>10. Wet</li></ol>	<ol style="list-style-type: none"><li>1. Wetting</li><li>2. Wettest</li><li>3. Exception</li><li>4. Best</li><li>5. West</li><li>6. Fret</li><li>7. Fretting</li><li>8. Fretted</li><li>9. Pet</li><li>10. Fled</li></ol>	<ol style="list-style-type: none"><li>1. Fresh</li><li>2. Fresher</li><li>3. Freshest</li><li>4. Freshness</li><li>5. Stretch</li><li>6. Stretcher</li><li>7. Mention</li><li>8. Centre</li><li>9. Flexible</li><li>10. Stretchable</li></ol>

*Remember if you are looking for more work to do,  
you can use StudyLadder.*

# Monday 7th September, 2020

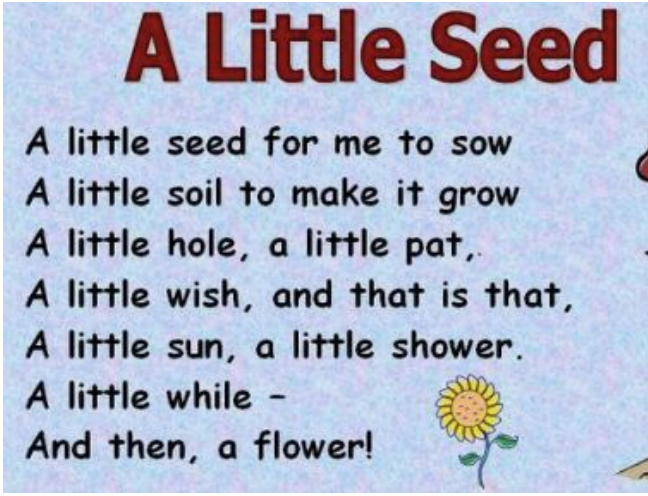

## Reading: Poetry

Let's revisit **Couplets**: a pair of lines in a verse that rhyme. Lines will have the same number of syllables. We often find couplets in nursery rhymes.

### **Practise counting syllables in a line:**

My name is tree (4 syllables) Look at us three (4 syllables)	Fly-ing high in the sky (5 syllables) I will play I spy (5 syllables)	I will not eat them in a house (8) I do not like them with a mouse I do not like them here or there I do not like them ANY-WHERE
---	--	---

### **Task 1: Read the poems and find the rhyming pairs.**

 <p><b>A Little Seed</b></p> <p>A little seed for me to sow A little soil to make it grow A little hole, a little pat, A little wish, and that is that, A little sun, a little shower. A little while - And then, a flower!</p>	<p><b>Make a list of the Rhyming pairs</b> Eg. sow and grow</p>
 <p>i can JUMP on a boat. i can JUMP with a goat. i can JUMP in the rain. i can JUMP on a train. i can JUMP in a box. i can JUMP with a fox. i can JUMP in a house. i can JUMP with a mouse. i can JUMP here or there. i can JUMP anywhere!</p>	<p><b>Make a list of the Rhyming pairs</b> Eg. boat and goat</p>

### **Task 2: Watch the video and write down all the rhyming pairs:**

<https://www.youtube.com/watch?v=U-mltA17V8>

## Writing

**Reminder:** A couplet is a two line poem in which the last word of each line rhymes.

### How to write a couplet:

1. First, choose a topic and come up with the first line of your poem.
2. Next, list some words that rhyme with the last word.
3. Then, write the second line of your couplet. Make sure to use one of the rhyming words from your list so that both line endings rhyme.
4. Finally, count the number of syllables (use your fingers or clap your hands) to make sure that it has the same meter as the first line. If you'd like, make an illustration for your couplet.

**Task 1:** Watch this video first about rhyming <https://www.youtube.com/watch?v=RVophT8naUM>

**Task 2:** Write 3 words that rhyme with the words in **bold**.

**Red:** 1. \_\_\_\_\_ **Bed** \_\_\_\_\_ 2. \_\_\_\_\_ 3. \_\_\_\_\_

**Sight:** 1. \_\_\_\_\_ **Might** \_\_\_\_\_ 2. \_\_\_\_\_ 3. \_\_\_\_\_

**Day:** 1. \_\_\_\_\_ **Way** \_\_\_\_\_ 2. \_\_\_\_\_ 3. \_\_\_\_\_

**Task 3:** Read the first line of each poem. Then, write your own second line to complete the couplet.

1. Once I dive into these pages

I may not come out for \_\_\_\_\_.

**Choose from:**

1. Ages
2. Stages
3. Rages

2. Books have power over me.

Inside a book I am not \_\_\_\_\_.

**Choose from:**

1. Be
2. Free
3. Key

3. One by one, they stare at me.

I look at them and see the \_\_\_\_\_.

**Choose from:**

1. Bee
2. Knee
3. Sea

**EARLY FINISHERS:** Now write your own Couplet poem. Don't forget to send it to your teacher.

# Spelling

Write your spelling words 3 times in your workbook  
 OR on a sheet of paper that you can slip into this booklet and hand in on Friday  
 OR you can write and submit the words digitally.

Write the words in your best handwriting,	Write the words in <i>fancy</i> writing	Write the words using different colours - that is rainbow writing.
---	---	--

# Maths







**Focus of the Week** - We are learning to count and order money in order of its value.

*Warm Up*

Work out and count by 5s. <https://www.youtube.com/watch?v=amxVL9KUmq8>

Dancing 2s <https://www.youtube.com/watch?v=OCxvNtrcDI8>

Write the value of these notes and coins. Don't forget to write dollars (\$) or cents (c).

 _____	 _____
 _____	 _____
 _____	 _____

Now, count these coins and write the answers.

 = _____ c
 = _____ c
 = _____ c



## Counting and Ordering Notes (B)

① How much is the total of each of the collections of notes?








② Order these amounts of money from **largest** to **smallest**.

a) \$10, \$20, \$100, \$5, \$50

b) \$20, \$5, \$2, \$10, \$30



### Challenge!

Challenge Yourself!

Count these coins and write the answer in the box.







## Religion: God's creation

**Sing:** Follow the link and sing along with the "God Created you and Me" song  
<https://www.youtube.com/watch?v=OFY8LPXBtM8>

**Watch the creation story again:** <https://www.youtube.com/watch?v=teu7BCZTgDs>

**Write and draw:** 'What do you love about God's creation?'

Tuesday 8th September, 2020

## Reading: Poetry

Today we revisit **acrostic poems**. These are **poems** where certain letters in each line spell out a word or phrase. **Acrostic poems** don't have to rhyme.

The purpose of an **acrostic poem** is to describe a particular topic.

**The Witch**

Whizzing through the night sky  
In and out, she weaves through the clouds  
Tightly grasping her broomstick  
Casting her mystical spells  
Hiding in darkness

Topic word      Description

The best way to create an acrostic poem is to think of the topic and then brainstorm as many words to describe it. You can then use these words to create an **acrostic poem**.

Here is a poem I created using the website  
[www.readwritethink.org/files/resources/interactives/acrostic/](http://www.readwritethink.org/files/resources/interactives/acrostic/)

### STEP 1: BRAINSTORM

**acrostic poems**      Open      Save

**Brainstorming**

Brainstorm a list of words or phrases that describe or remind you of your topic word. Some of them may start with the letters in your topic word.

Garden	
beautiful	relaxing
birds	no worries
green	dangerous insects
fun	blissful



STEP 2: Use the words from the brainstorm to make the acrostic poem using the letters from our topic word

Use the words you brainstormed to help write your acrostic poem. Your poem should be about the topic word and each line should begin with a letter from the word.

**Garden**

<b>G</b>	reen grass everywhere
<b>A</b>	mazing place to have fun
<b>R</b>	elaxing place to be
<b>D</b>	angerous insects might be around
<b>E</b>	ndless birds chirping
<b>N</b>	ice and peaceful

**My Words:**

beautiful
birds
green
fun
relaxing
no worries
dangerous insects
blissful

*The Final Product!*

# acrostic poems

**GARDEN**  
by: 2VF

<b>G</b>	reen grass everywhere
<b>A</b>	mazing place to have fun
<b>R</b>	elaxing place to be
<b>D</b>	angerous insects might be around
<b>E</b>	ndless birds chirping
<b>N</b>	ice and peaceful

Remember you can use this website to help you create your poem:

[www.readwritethink.org/files/resources/interactives/acrostic/](http://www.readwritethink.org/files/resources/interactives/acrostic/)

## Writing

Today we are writing another **Acrostic Poem**. This time, it will be about the season SPRING. Look at the example I have given you. My favourite season is SUMMER. You need to write your chosen subject going down and then write adjectives (what like) or nouns that describe it, using the letters in the name.

**Example:**

S un  
U mbrella  
Water M elon  
Swi M  
B E ach  
R efreshing

**TASK:** Write your own ACROSTIC POEM about the season SPRING.

<p><b>A list of words about Spring:</b></p> <ul style="list-style-type: none"><li>- Animals</li><li>- Green</li><li>- Blossom</li><li>- Rainbow</li><li>- Sunglasses</li><li>- Happy</li><li>- Season</li><li>- Butterfly</li><li>- Breeze</li><li>- Nest</li><li>- Puddles</li><li>- Sunshine</li><li>- Warm</li></ul> <p><b>Can you think of any more?</b></p> <hr/> <hr/> <hr/>	<p><b>Write your SPRING Acrostic Poem here.</b></p> <p>S P R I N G</p>
--	--

**EARLY FINISHERS:** Create a new Acrostic poem, write sentences/phrases about your favourite season or character or animal for each letter in the name.

# Spelling

## Word Pictures:

1. Pick five (5) of your spelling words.
2. Write the word AND draw a picture of your 5 words in the boxes below:

          <b>Word</b> _____	          <b>Word</b> _____	          <b>Word</b> _____
          <b>Word</b> _____	          <b>Word</b> _____	<b>How did you go?</b> Tick each box:  <input type="checkbox"/> I checked each word had the correct spelling.  <input type="checkbox"/> I used colours in the pictures.

# Maths


## Warm Up

Work out and count by 5s. <https://www.youtube.com/watch?v=amxVL9KUmq8>

Dancing 2s <https://www.youtube.com/watch?v=OCxvNtrcDIs>




**Focus of the Week** - We are learning to count and order money in order of its value.



## Read This!


	<p>\$1 is the same as 100c ! \$1.00 = 100c</p>
---	--

**Fun Fact:** - There are 50 combinations to make \$1 using different Australian coins.




# Read This and Answer the questions...

	<p>Here are some of the ways to make \$1.00 Can you think of any more?</p>
	 <p>five 20c coins makes 100c, or \$1</p>
	 <p>two 50c coins makes 100c, or \$1</p>

<p>How many 10c coins would make 100c, (100c is \$1) Write your answer here:</p>	<p>How many 5c coins would make 100c, that is also known as \$1?</p>
	

<p>Did you know you can also make \$1 using different combinations of coins??</p>	
<p>Try it with real coins at home</p>	<p>These coins add up to \$1.00</p> <p>What other coins can add up to 100 cents (\$1)? Write them here:</p>

Count the 50 cent coins. Work out the amounts in dollars and cents.

	<p>= ___ c</p>
	<p>= \$ ___</p>
	<p>= \$ ___</p>





















Name

Date



# COUNTING 5, 10 AND 20 CENT COINS SHEET 1

Count the 5, 10 and 20 cent coins. Work out the amounts in cents.

  = _____ c
  = _____ c
  = _____ c
   = _____ c
   = _____ c
    = _____ c
    = _____ c

   = _____ c
    = _____ c
   = _____ c



## Religion: God's creation

**Sing:** Follow the link and sing along with the "God Created you and Me" song  
<https://www.youtube.com/watch?v=OFY8LPXBtM8>

**Watch the creation story again:** <https://www.youtube.com/watch?v=teu7BCZTgDs>

### **Walk and Talk: 'What do you love about God's creation?'**

Go for a walk around the backyard or to a nearby park with your parents. Look at the wonderful things God has created. Talk to your family about the things God has created. Choose 1 or 2 things that you can bring back with you (or take a photo of), for example a bird, a leaf, a feather or dirt.

## **Show and Tell**

<b>Things I saw</b> Make a list of all the things you saw that God has created.	<b>Things to share</b> 1. Glue in and write about the thing that you collected/took a photo of on your walk. 2. <b>Tell me WHY you chose this to show and talk about.</b>



Wednesday 9th September, 2020

Physical Education

Holy Eucharist PS Home Learning: Physical Education

Hi students and parents, please don't hesitate to contact me for any help or support on:

heribert.herrera@hestalbanssth.catholic.edu.au

STAY SAFE :) Mr. Herrera PE Teacher

P-2 Activities **(MUST DO)** Week 9 Term 3 (7<sup>th</sup> –11<sup>th</sup> September 2020)

<p><b>Session 1</b> Fitness Circuit Activities W9 T3</p>	<p>Warm Up FIRST: WILF: <i>I am looking for students to warm up correctly.</i> WATCH THIS VIDEO <a href="https://www.youtube.com/watch?v=pnKCGY9ZocA&amp;list=PLyCLOPd4VxBvPHOpz_oEk5onAEbq40g2-k&amp;index=6">https://www.youtube.com/watch?v=pnKCGY9ZocA&amp;list=PLyCLOPd4VxBvPHOpz_oEk5onAEbq40g2-k&amp;index=6</a> <i>The Body Coach TV:</i></p> <p>WILF: <i>I am looking for students to move quickly over a short distance.</i> <i>Focus: 2 feet in and out/4 step in &amp; out/ wide and narrow</i> WATCH THIS VIDEO <a href="https://www.youtube.com/watch?v=plmrFWw0Ffxw&amp;feature=emb_logo">https://www.youtube.com/watch?v=plmrFWw0Ffxw&amp;feature=emb_logo</a></p> <p><b>Key Questions: Parents:</b> 1: Which exercise did you find easy?</p>
<p><b>Session 2</b> Yoga W9 T3</p>	<p>Warm Up FIRST: WATCH THIS VIDEO <a href="https://www.youtube.com/watch?v=pnKCGY9ZocA&amp;list=PLyCLOPd4VxBvPHOpz_oEk5onAEbq40g2-k&amp;index=6">https://www.youtube.com/watch?v=pnKCGY9ZocA&amp;list=PLyCLOPd4VxBvPHOpz_oEk5onAEbq40g2-k&amp;index=6</a> <i>The Body Coach TV:</i></p> <p>WILF: <i>I am looking for students to learn some basic YOGA poses.</i> WATCH THIS VIDEO: <a href="https://www.youtube.com/watch?v=wVhHPtrrSGE&amp;list=PL8snGkhBF7njTT4a7uq_DiUB1qPBI4ZOBL&amp;index=5">https://www.youtube.com/watch?v=wVhHPtrrSGE&amp;list=PL8snGkhBF7njTT4a7uq_DiUB1qPBI4ZOBL&amp;index=5</a></p> <p><b>Key Questions: Parents:</b> 1: <i>Which Yoga pose did you like the most?</i></p>
<p><b>Session 3</b> Gymnastics W9 T3</p>	<p>Warm Up FIRST: WILF: <i>I am looking for students to learn some basic gymnastic shapes.</i></p> <p>WATCH THIS VIDEO: <a href="https://www.youtube.com/watch?v=ZrUu80mW89g">https://www.youtube.com/watch?v=ZrUu80mW89g</a></p> <p><b>Key Questions: Parents:</b> 1: Which gymnastic shape did you find easy to do?</p>

## Optional Activities:

**Option 1:** Walk/Run/Bike Ride/ Kick a ball with an adult or sibling.

**Option 2:** 60 Second Physical Activity Challenges

### 60 Second Challenge

#### Speed Bounce

**Are you honest?**  
Only count the jumps that are completed properly.

**The Physical Challenge**

How many times can you bounce over a pillow in 60 seconds?

Both feet must land over the pillow for the jump to count.

**#StayHomeStayActive**



**Equipment**

A pillow

If you do not have a pillow, jump over a safe object!

**Achieve Gold** 80 Bounces 

**Achieve Silver** 60 Bounces 

**Achieve Bronze** 40 Bounces 

**Complete P.E.** INSPIRE LEARN SUCCEED

**YOUTH SPORT TRUST**

**25 YEARS** Believing in every child's future

### 60 Second Challenge

#### Squat Jumps


**Can you be honest when counting your score?**

**The Physical Challenge**

How many squat jumps can you perform in 60 seconds?

Stand behind a line and jump forwards, perform a squat and repeat.


**#StayHomeStayActive**





**Equipment**

Just yourself and enough space on the floor!

Why not compete against a family member?

**Achieve Gold** 30 Squat Jumps 

**Achieve Silver** 20 Squat Jumps 

**Achieve Bronze** 10 Squat Jumps 

**Complete P.E.** INSPIRE LEARN SUCCEED

**YOUTH SPORT TRUST**

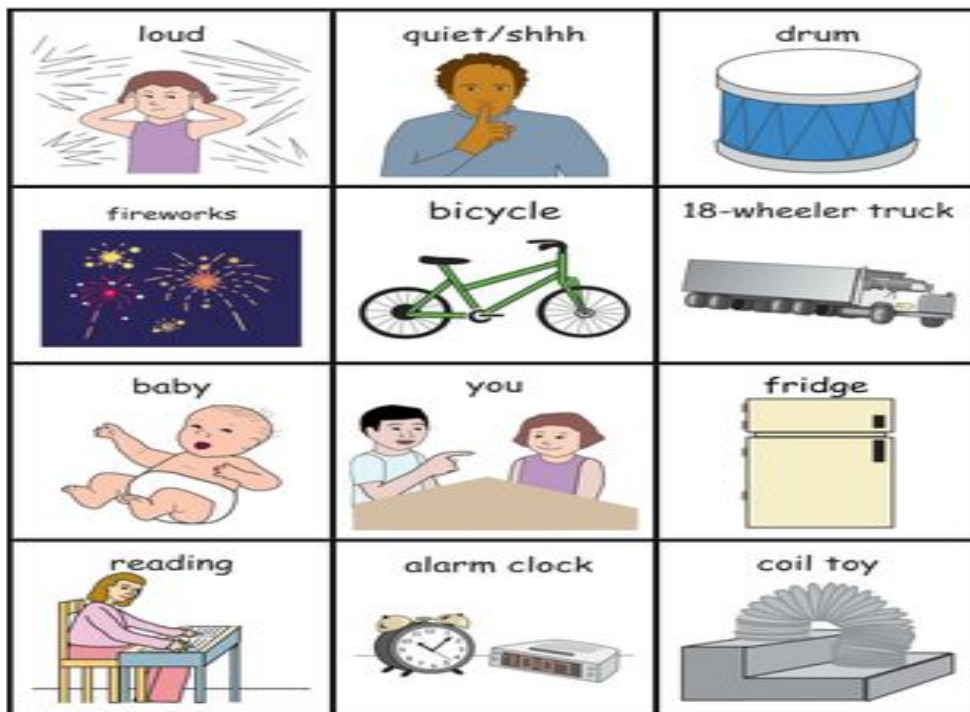
**25 YEARS** Believing in every child's future

# Music

## SOUND!

[Damian.OBree@hestalbanssth.catholic.edu.au](mailto:Damian.OBree@hestalbanssth.catholic.edu.au)

### LOUD AND SOFT SOUNDS



Which of these sounds are loud and which ones are soft?

You can cut them out and paste them on another piece of paper in 2 groups or you can put an **L** next to the **loud** sounds and an **S** next to the **soft** sounds.

Now listen, sing and dance to this fun story about musical sounds all around us!

<https://www.youtube.com/watch?v=Uiv5CXmbvc8>



## **Visual Arts Term 3 Week 9 GRADES 1 & 2**

[shobha.hickey@hestalbanssth.catholic.edu.au](mailto:shobha.hickey@hestalbanssth.catholic.edu.au)

### **Learning Intention:**

This week you will create a shadow picture. Experiment going out in the sun or in the home with the light bulb shining and see how it makes different shadows.

**Colour your picture if you wish. Art is about colour**

**Look at these pictures to get some ideas about shadows**



**Watch these videos to see what light helps with creating**



**Shadows – drawing with toys**

**Step 1** <https://www.youtube.com/watch?v=d1qpu2Fh7Fo>

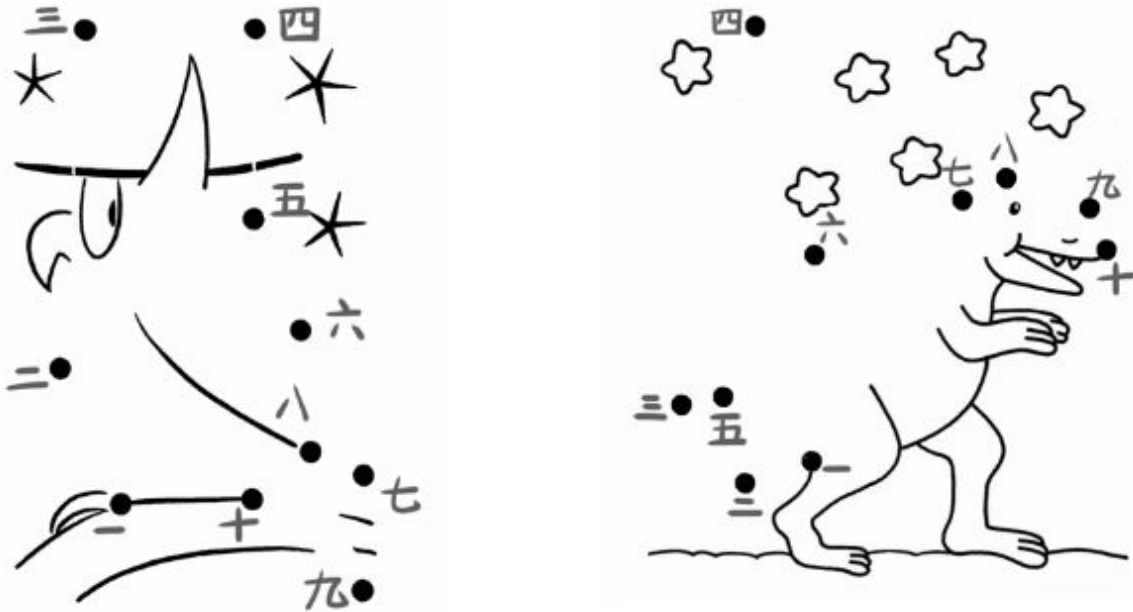
**video 2** <https://www.youtube.com/watch?v=8JxLyGhKto4>  
**short**

<https://www.youtube.com/watch?v=r4EHOooALFA>

**Save your samples of your work in the Visual Art folder for Term 3, Week 9. I am looking forward to see them.**

# Chinese

## Activity 1: Connect the dots in the correct order!



## Activity 2: Spot the difference and circle the Chinese words for the body parts that look different.





鼻子 bǐ zi	手指 shǒu zhǐ	头发 tóu fǎ
脚 jiǎo	耳朵 ěr duǒ	眼睛 yǎn jīng
牙齿 yá chǐ	头 tóu	眉毛 méi máo


Have fun and be safe! – Miss Sun



# Highway Heroes

**H**ARDEST  
part first  
  
Get it over and done with

**E**ASIEST  
part first  
  
Start simple and build up

**N**EAREST  
part first  
  
Do first what's due first

Last week in Highway Heroes we learnt the HEN Strategy for Approaching a task. It helps you to decide how to get going and what to do first.

Deciding how to start something by using your HEN's Choices is HIGHWAY HERO behaviour.

Everybody does things differently – and your HEN Choice might be different to your friend's choice

Look at the scenarios below and then decide if you will choose the Hardest, Easiest or Nearest task first.

Circle the H, E or N. In the last box, write which activity you chose to do first.

<p>Your Mum has asked you to tidy up your bedroom and the bathroom before your friend comes over for a play.</p> <p>Your bedroom is a disaster! The bathroom has a few clothes on the floor.</p>	H	
	E	
	N	
<p>The playroom is a mess!</p> <p>You built cubbies and forts during the weekend, and there are blankets and sheets everywhere.</p> <p>There are also 4 puzzles to put away</p>	H	
	E	
	N	
<p>Your teacher has asked you to finish off some work before recess. She wants one piece of work finished before you go outside.</p> <p>You have 20 spelling words to write out.</p> <p>You have a science sheet to finish with only two answers to go.</p>	H	
	E	
	N	



Thursday 10th September, 2020

Reading: Poetry

Let's visit *Nonsense or humour poems*. These are funny poems with made-up words, characters or places. They often rhyme but they do not have to.

Watch the video of Michael Rosen's nonsense poems to remind you about these poems.

<https://www.youtube.com/watch?v=kt28bVw0xYw>

**Read the nonsense poem below with the help of an adult**

(or watch it here [https://www.youtube.com/watch?v=bO\\_okl5HrpQ](https://www.youtube.com/watch?v=bO_okl5HrpQ))

**and then answer the questions.**

**The Owl and the Pussy-Cat**

*by Edward Lear*

The Owl and the Pussy-Cat went to sea  
In a beautiful pea-green boat:  
They took some honey, and plenty of money  
Wrapped up in a five-pound note.  
The Owl looked up to the stars above,  
And sang to a small guitar,  
"O lovely Pussy, O Pussy, my love,  
What a beautiful Pussy you are,  
You are,  
You are!  
What a beautiful Pussy you are!"



**Who are the characters?** \_\_\_\_\_

**What are the made up words?** \_\_\_\_\_

**Where is the place?** \_\_\_\_\_

**What are the rhyming words?** \_\_\_\_\_

**What is silly about/in the poem?** \_\_\_\_\_

## Writing

We are focusing on **Humour/ Nonsense Poem**. Remember this is a silly poem! It has made-up words, characters and places.

**TASK 1:** Fill in the missing words using the word bank.

### WORD BANK:

boat

coat

fleas

goat

seas

There once was a loony old goat,  
Who wanted to sail a \_\_\_\_\_.  
Across the seven \_\_\_\_\_,  
With a crew of trained \_\_\_\_\_,  
While wearing a long captain's coat.

**TASK 2:** Fill in the missing words using the word bank.

### WORD BANK:

way

car

day

far

I was riding a horse one day  
When he suddenly stopped on the \_\_\_\_\_  
Along came a \_\_\_\_\_  
My horse went \_\_\_\_\_

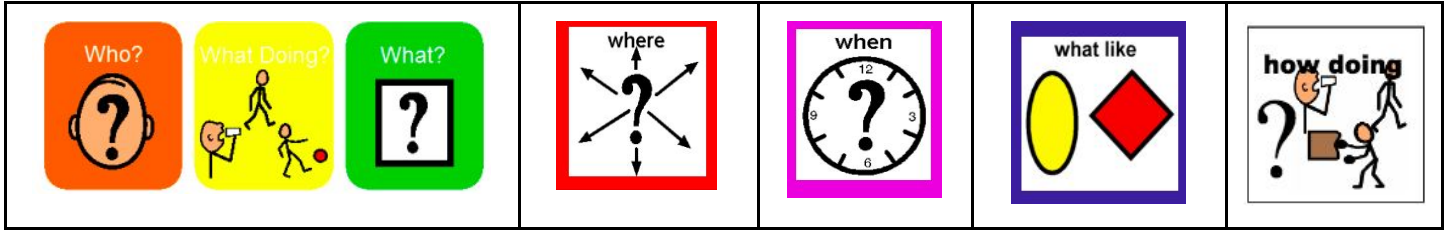
**EARLY FINISHERS:** Create your own silly poem! Use the structure provided. Make sure it's silly and funny!

There once was a nice Easter bunny \_\_\_\_\_  
He hopped around looking very \_\_\_\_\_  
He injured his leg \_\_\_\_\_  
While hiding an \_\_\_\_\_  
Then he didn't feel very \_\_\_\_\_

# Spelling

## Words in a sentence:

1. Use the five (5) spelling words that you **didn't** use on Tuesday.
2. Write these words in a great sentence which has "who" "what-doing" and "what" as well as "where" "when" "what-like" (adjectives) or "how-doing" (adverbs).



### Here is an example:

1. **Oil.** *In the kitchen, Mum poured the oil into the frying pan to cook some yummy chicken last night.*

### Write the words and sentences on the lines below:

Blank writing lines for the student to write words and sentences.

# Maths

**Focus of the Week** - We are learning to count and order money in order of its value.

















*Warm Up*

Work out and count by 5s. <https://www.youtube.com/watch?v=amxVL9KUmq8>

NEW VIDEO

Count together by 10s (counting workout) <https://www.youtube.com/watch?v=W8CEOIAOGas>

I Draw one coin to match.

<p>a</p>  <p>= </p>	<p>b</p>  <p>= </p>
<p>c</p>  <p>= </p>	<p>d</p>  <p>= </p>
<p>e</p>  <p>= </p>	<p>f</p>  <p>= </p>
<p>g</p>  <p>= </p>	<p>h</p>  <p>= </p>

How many of each coin would you need to make \$2?



# Inquiry

We are learning about healthy eating and living

Watch this video about food groups: <https://tinyurl.com/y4knpd4n>

We as humans, need different food groups to help us grow and stay healthy. There are 5 main groups. Each one does a different job in the body.

Using what you learnt from the video, write down **TWO** foods that belong in each Food Group.

<b><u>Carbohydrates</u></b> Give us energy.	<b><u>Protein</u></b> Help our muscles and organs stay healthy.
<b><u>Dairy</u></b> Give us calcium and vitamin D for strong bones and teeth.	<b><u>Fats</u></b> Give us energy, help our brains and keep us warm.
<b><u>Fruit and Vegetables</u></b> Provide our bodies with essential vitamins and minerals to support every part of our body.	

Reading: Poetry

We are revisiting *Shape poetry or Concrete poetry*. This is a poem that is shaped like the thing you're writing about. Here is a video that might help: <https://www.youtube.com/watch?v=0Zc0tBtotrM>

# Shape Poems

**Purpose**

Shape poems describe a particular object.

**Structure**

Shape poems are written in the shape of the object they describe. They have no other formal structure.

**Rhyming Pattern**

Shape poems do not usually rhyme.



## Raindrops

A  
raindrop  
slips down  
my silent face.  
It falls so gently  
off my cheek.  
Now gone.

Written to create  
the shape of a  
raindrop



© teachstarter

Help me to finish writing my shape poem.

**Topic: ICE CREAM**


**Brainstorm of words:**

yummy	delicious	smooth
creamy	sweet	drip drip
cold	colourful	satisfying

What other words can you think of that describe ice-cream? Write your list below.

--	--	--

Now continue to write the words around the outside of the cone.





## Writing

We are creating our own **SHAPE POEM**.

**Task:** Your task is to choose any subject you like to create a SHAPE POEM.

1. Write everything you know about a dog **AROUND** the outline of your dog drawing. (See the ice-cream from the reading activity as an example).

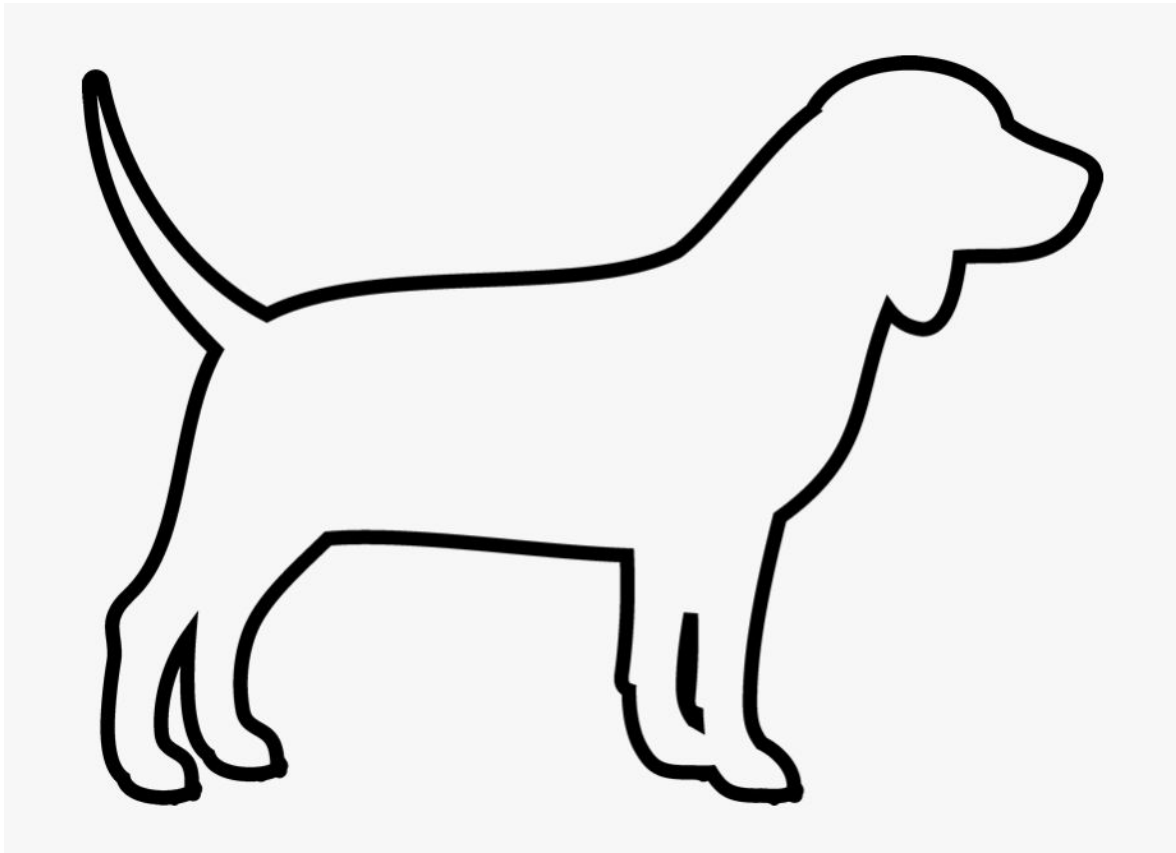
**What is your topic/ subject:** \_\_\_\_\_ **A Dog** \_\_\_\_\_

**Now brainstorm a list of words that describes your chosen topic/subject:**

- Friendly
- Beautiful
- Fun
- Cuddles
- Woof
- Barks
- Love
- Friend

**Can you think of any more words about a dog?**

**Write all the words from our brainstorm **AROUND** the outline of the dog.**



# Spelling Test

**Spelling Test:** Ask someone to test you on this week's spelling words. Good luck!

**Do your test here:**

1	5	9
2	6	10
3	7	How did you go? Colour in the stars for each correct word:  ☆ ☆ ☆ ☆ ☆ ☆ ☆ ☆ ☆ ☆
4	8	

## Maths

*Warm Up 1*

Work out and count by 5s. <https://www.youtube.com/watch?v=amxVL9KUmq8>

Count together by 10s (counting workout) <https://www.youtube.com/watch?v=W8CEOIAOGas>





*Warm up 2* **Number of the Day**

**CHOOSE YOUR OWN 2-digit NUMBER:** \_\_\_\_\_

Write in words _____		
10 less _____	12 more _____	Odd or Even _____
Round to the nearest 10 _____	Expanded form: _____ + _____ (example 65 = 60 + 5)	
Count by fives: 80, 85, 90, _____, _____, _____, _____, _____		

**Focus of the Week** - We are learning to count and order money in order of its value.





Which two coins would you need to pay for these sweets?





# Sweet Shop

I can solve practical money problems.

Which two coins would you need to pay for these sweets?

Which three coins would you need to pay for these sweets?

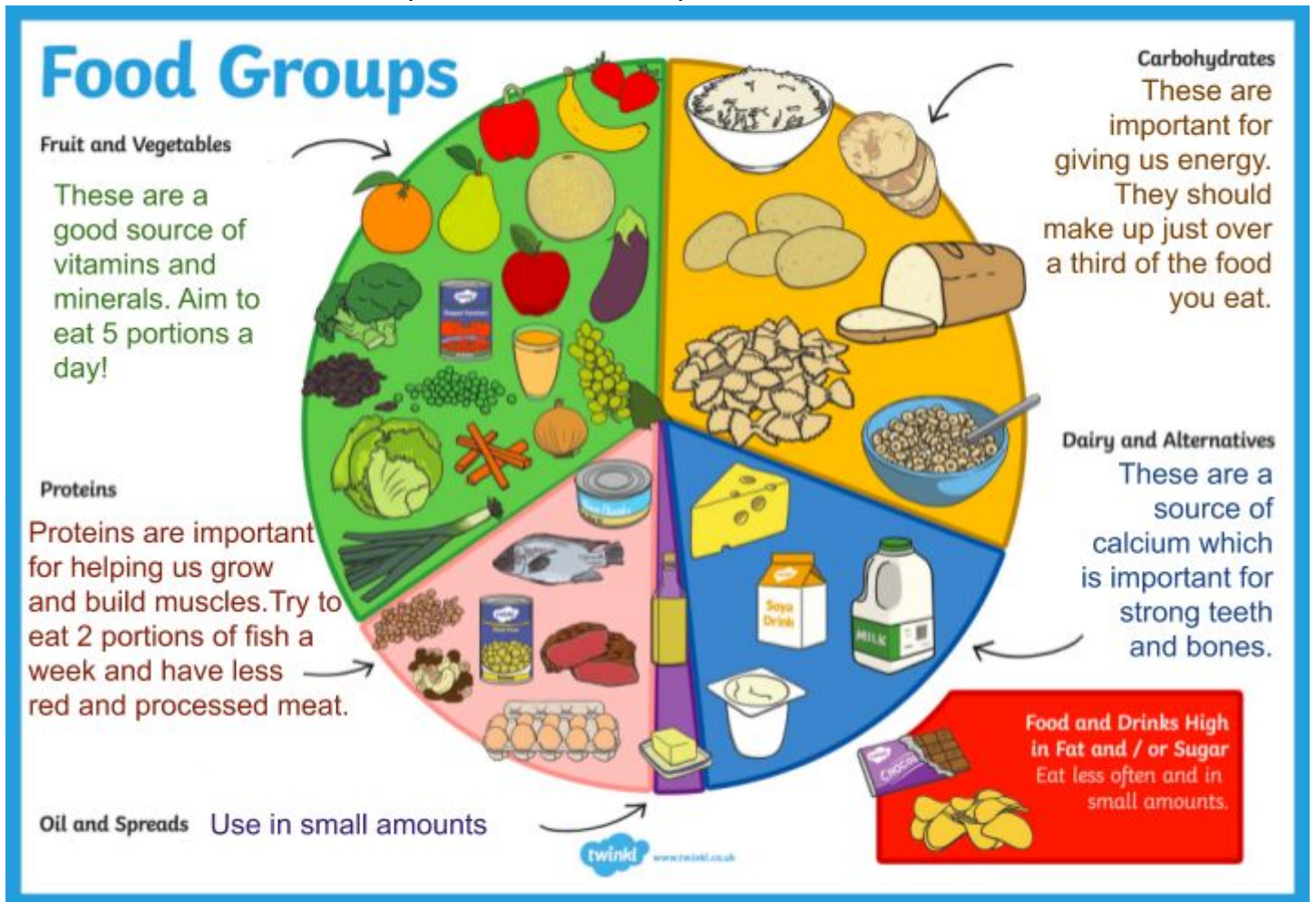
	
	
	
	



Don't forget to keep practicing Addition (Number Bonds) to 30...

# Inquiry

Re-watch this video about food groups: <https://tinyurl.com/y4knpd4n> and then read this information about Food Groups and answer the questions below.



1. Which food group should you eat 5 times a day?

---

2. What are Carbohydrates important for?

---

3. Which food group helps to build muscles?

---

4. Name 2 foods in the Dairy Food Group:

---

5. Name 2 Fruits and 2 Vegetables:

---