

Grade 2
Remote Learning
Take Home Pack

Term 3 Week 10

Name: _____

Grade: 2____

Remote Learning

To begin Term 3, 2020, all students will be learning remotely. Grade 2 students are able to contact their teacher through ClassDojo or by email (listed below).

The work program for each week can be found on the school website, on ClassDojo and also in this take home pack.

It is recommended that each day consists of:

- 45-60 minutes of literacy activities (reading, spelling and writing)
- 30-45 minutes of numeracy activities
- 30-45 minutes Additional learning areas, play-based learning and physical activity

Contact Emails:

2JK	Miss Jess Kerlin	Jessica.Kerlin@hestalbanssth.catholic.edu.au
2JM	Miss Julie Murnane	Julie.Murnane@hestalbanssth.catholic.edu.au
2TT	Miss Thy Tran	Thy.Tran@hestalbanssth.catholic.edu.au
2VF	Ms Vivian Faraj	Vivian.Faraj@hestalbanssth.catholic.edu.au

Spelling Words for Week 10

	Group 1	Group 2	Group 3	Group 4
Wk 10	1. Cow 2. Now 3. How 4. Owl 5. Own 6. Gown 7. Howl 8. Crown 9. Frown 10. Brown	1. Tin 2. Until 3. Kin 4. Tinned 5. Win 6. Winning 7. Winner 8. Bin 9. Bigger 10. Bit	1. Bitten 2. Slip 3. Slipping 4. Slipped 5. Slipper 6. Swim 7. Swimming 8. Swimmer 9. Thin 10. Thinnest	1. Shipping 2. Shipped 3. Flip 4. Flipping 5. Flipped 6. Flipper 7. Dinner 8. Window 9. History 10. Division

*Remember if you are looking for more work to do,
you can use StudyLadder.*

Monday 14th September, 2020

Reading: Rhyme

Rhyme means words that sound the same or are similar in their endings. The words do not have to have the same letters, they just have to sound the same. Example: **See/Sea/Bee/Me**

Task 1: Sing with Jack Hartman - I love to rhyme: <https://www.youtube.com/watch?v=RVophT8naUM>

Task 2: Can you think of other words to add to my list? Write new rhyming words for each column.

See/Sea/Bee	Meet/Meat/Heat	Jump/Lump/Thump	Red/Bed/Read

Task 3: Read the poem and find the rhyming pairs. CIRCLE or HIGHLIGHT the rhyming words in each line.

One, Two, Buckle My Shoe

One, two, buckle my shoe

Three, four, shut the door

Five, six, pick up sticks

Seven, eight, lay them straight

Nine, ten, begin again

Task 4: Circle the words in each row that have the same sound as the word in the box.

feet

meet seat heat head

take

leak bake cake lake

cone

bone tune tone zone

flute

cute toot suit cut

pine

tin mine line fine

Writing

Task 1: For each of the words, find 3 rhyming words. The first one is done for you.

cat 1 mat 2 sat 3 fat
dog 1 _____ 2 _____ 3 _____
pen 1 _____ 2 _____ 3 _____
man 1 _____ 2 _____ 3 _____
bed 1 _____ 2 _____ 3 _____

Task 2: Use at least ONE RHYMING word from your BRAINSTORM in Task 1, to write a rhyming sentence. Make sure your sentences make sense. The first one is done for you.

Challenge: Can you use the main word AND all three rhyming words in one sentence?

Cat: ___ The **fat** cat **sat** on a **mat**. _____

Dog: _____

Pen: _____

Man: _____

Bed: _____

Early Finishers: Play some interactive rhyming games. Click on these links and practise rhyming.

1. <https://www.turtlediary.com/game/words-that-rhyme.html>
2. https://www.abcya.com/games/alphabats_rhyming
3. <https://www.turtlediary.com/game/rhyming-words.html>

Spelling

Write your spelling words **3 times** and send it to your teacher in the usual way.

Write the words in your best handwriting,	Write the words in <i>fancy</i> writing	Write the words using different colours - that is rainbow writing.
---	---	--

Maths

Warm Ups

Work out and count by 5s. <https://www.youtube.com/watch?v=amxVL9KUmq8>

Count together by 10s (counting workout) <https://www.youtube.com/watch?v=W8CEOIAOGas>

Number of the Day

CHOOSE YOUR OWN 3-digit NUMBER: _____

Write in words _____		
10 less _____	12 more _____	Odd or Even _____
Round to the nearest 10 _____	Expanded form: _____ + _____ + _____ (example 365 = 300 + 60 + 5)	
Count up by fives: 54, 59, 64, _____, _____, _____, _____		


Don't forget to keep practicing Addition (Number Bonds) to 30...

Answer these quick questions:

25 + _____ = 30 27 + _____ = 30

11 + _____ = 30 17 + _____ = 30

6 + _____ = 30 7 + _____ = 30



Practise writing Money

Remember, the dollar sign \$ goes first. Then the numbers.

If you are not writing dollars, you write the money number first, then a c sign for cents.

	20 c		
	\$5 or \$5.00		



Which is worth more?

In each box, colour the circle under the coin that is worth more.

 <input data-bbox="670 1624 750 1736" type="radio"/>	 <input data-bbox="670 1400 750 1512" type="radio"/>	 <input data-bbox="670 1220 750 1332" type="radio"/>	 <input data-bbox="670 1019 750 1131" type="radio"/>	 <input data-bbox="670 795 750 907" type="radio"/>	 <input data-bbox="670 392 750 504" type="radio"/>	 <input data-bbox="662 212 758 324" type="radio"/>
 <input data-bbox="973 1624 1053 1736" type="radio"/>	 <input data-bbox="973 1400 1053 1512" type="radio"/>	 <input data-bbox="973 1220 1053 1332" type="radio"/>	 <input data-bbox="973 1019 1053 1131" type="radio"/>	 <input data-bbox="973 627 1053 739" type="radio"/>	 <input data-bbox="973 392 1053 504" type="radio"/>	 <input data-bbox="981 212 1077 324" type="radio"/>
 <input data-bbox="1292 1624 1372 1736" type="radio"/>	 <input data-bbox="1292 1444 1372 1556" type="radio"/>	 <input data-bbox="1292 1220 1372 1332" type="radio"/>	 <input data-bbox="1292 996 1372 1108" type="radio"/>	 <input data-bbox="1292 593 1372 705" type="radio"/>	 <input data-bbox="1292 414 1372 526" type="radio"/>	 <input data-bbox="1300 190 1396 302" type="radio"/>



Religion

Sing: Follow the link and sing along with the “God Created you and Me” song
<https://www.youtube.com/watch?v=OFY8LPXBtM8>

Watch the creation story again: <https://www.youtube.com/watch?v=teu7BCZTgDs>

Last week you completed a Walk and Talk: ‘What do you love about God’s creation?’

Today I want you to make a list of people who are responsible to look after God’s creation and why.

An example has been done for you

What should we look after?	Who is responsible?	Why are they responsible?
The fish in the sea	Everyone	Because God told us to look after His creation.

Give me 3 suggestions how you can encourage others to show love and appreciation for God’s creation.

Tuesday 15th September, 2020

Physical Education

Students and Parents, please don't hesitate to contact me for any help or support on:

heribert.herrera@hestalbanssth.catholic.edu.au

STAY SAFE :) Mr. Herrera PE Teacher

P-2 Activities (MUST DO) Week 10 Term 3 (14th - 18th September 2020)

<p>Session 1</p> <p>Fitness Circuit Activities 2</p>	<p>Warm Up FIRST: WILF: <i>I am looking for students to warm up correctly.</i></p> <p>WATCH THIS VIDEO https://www.youtube.com/watch?v=TUp2_VAHirI&list=PLyCLOPd4VxBvPHOpzoEk5onAEbq40g2-k&index=14 <i>The Body Coach TV:</i></p> <p>WILF: <i>I am looking for students to work whole body strength.</i> Focus: <i>Frog jumps/hip twists/ tip-toe balancing</i></p> <p>WATCH THIS VIDEO https://www.youtube.com/watch?v=gjdrzy000fs Key Questions: Parents 1: <i>Which exercise did you find easy to do?</i></p>
<p>Session 2</p> <p>Yoga</p>	<p>Warm Up FIRST: WATCH THIS VIDEO https://www.youtube.com/watch?v=TUp2_VAHirI&list=PLyCLOPd4VxBvPHOpzoEk5onAEbq40g2-k&index=14 <i>The Body Coach TV:</i></p> <p>WILF: <i>I am looking for students to learn some basic YOGA poses.</i> WATCH THIS VIDEO: https://www.youtube.com/watch?v=5rymXdOwW68&list=PL8snGkhBF7njTT4a7uqDiUB1qPBI4ZOBL&index=2 <i>Cosmic Kids Yoga:</i> <i>Time 18:55</i> Key Questions: Parents 1: <i>Did you find yoga fun?</i></p>
<p>Session 3</p> <p>Gymnastic</p>	<p>Warm Up FIRST: WILF: <i>I am looking for students to learn some basic gymnastic shapes.</i></p> <p>WATCH THIS VIDEO: https://www.youtube.com/watch?v=MThewz9SLHE <i>My Jump Gym:</i> Key Questions: Parents 1: <i>Which gymnastic shape did you find hard to do?</i></p>

Optional Activities:

Option 1: Walk/Run/Bike Ride/ Kick a ball with an adult or sibling.

Option 2: 60 Second Physical Activity Challenges

60 Second Challenge

Socks in the Box

Do you keep trying even if you struggle to match up a pair of socks?

The Physical Challenge

How many socks can you pair up and put in the box in 60 seconds?

Place unpaired socks 5 steps away from a box. Players run, match up a pair of socks and place them in the box.

#StayHomeStayActive



Equipment

Socks and a Box!

If you do not have a box use a bowl.

Throw in unpaired socks as red hearings.

Achieve Gold

20 pairs of socks

Achieve Silver

15 pairs of socks

Achieve Bronze

10 pairs of socks

60 Second Challenge

Skipping

Do you keep trying even when you want to give up?

The Physical Challenge

How many times can you skip in 60 seconds?

Both feet must land over the rope for the skip to count.

#StayHomeStayActive



Equipment

Skipping rope

If you do not have a rope, do not worry, you can jump on the spot or use a dressing gown rope!

Achieve Gold

70 skips

Achieve Silver

50 skips


Achieve Bronze

30 skips

Have fun with these mini activities!

Music
SOUND!

Damian.OBree@hestalbanssth.catholic.edu.au



<https://www.youtube.com/watch?v=GEgIJLIBFUI>

For our final week, I want you to watch this video and have a dance! Video yourself dancing and having fun to this song with your family or if you are learning at school, dance with the teachers!

Have a wonderful holiday!



www.hestalbanssth.catholic.edu.au

Visual Arts Term 3 week 10 Grades 1 and 2

Learning Intention: This week you will follow the video to draw either a girl's or a boy's body. This is only the outline and then you will colour and decorate yourself with hair, face, clothes and shoes. You can choose whether to draw a simple drawing or one in a running action.

*Grade 2's might want to bend the legs to show a running action.

*Give detail to your work. You will learn the elements of art like line colour and shape.

How to draw a girl's body

<https://www.youtube.com/watch?v=if2-ClpuHWQ>

How to draw a boy's body

<https://www.youtube.com/watch?v=Sa-AjllihI>

Grade 1




Grade 2


Chinese

Term 3 Week 10 Name: _____ Class: _____ Date: _____

Activity 1: Connect the dots in the correct order!



Activity 2: Draw a self-portrait and write a self-introduction!



Hello!

你 好 !

nǐ hǎo!

My name is _____.

我 叫 _____。

wǒ jiào _____.

I'm _____ years old.

我 _____ 岁。

wǒ _____ **suì.**

Have fun and be safe! – Miss Sun

Highway Heroes

This term, we have been looking at the Triple A's of Getting Things Done.

The 3rd 'A' stands for Apply. It asks you, "What do you need to get going?"

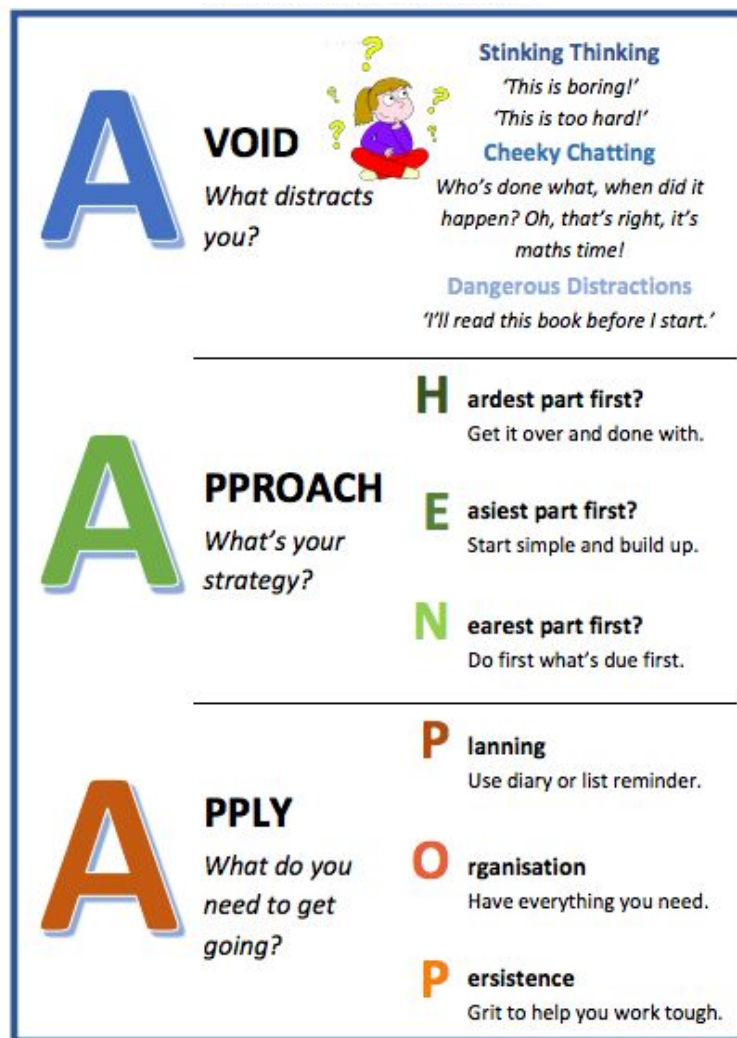
The tool we use to help us Apply is called POP - Planning, Organisation and Persistence.

Planning and **Organisation** are what you do to make sure you have everything you need to Get Things Done. For example, remembering your library book: you have to remember when you need it, when to take it with you and then, where you put it last.

You also need to have enough **Persistent Supa Thinking** to Get Things Done, so when learning is tough, boring or something you don't like, you can keep going to get the job done.

Watch this video to learn more about PERSISTENCE:

<https://www.youtube.com/watch?v=cAix2SNCZBU>



TASK: Your task today is to *create a poster* about persistence.

Write the word **PERSISTENCE** in the middle and surround it with Supa Thinking that you could say when things get tough. Use some of the Supa Thinking ideas below to help you get started.

- 'I can do this.'
- 'I'll keep working until it's done.'
- 'It's not that bad.'
- 'Making a mistake means I'm learning.'
- 'I'll do the best that I can do.'

Wednesday 16th September, 2020

Reading: Rhyme

Rhyme means words that sound the same or are similar in their endings. The words do not have to have the same letters, they just have to sound the same. Example: **Two/Shoe/You/Who**

Task 1: Sing with Jack Hartman

Rocco the Rhyming Rhino: <https://www.youtube.com/watch?v=nAUdQZ8Xiww>

Exercise, Rhyme and Freeze: <https://www.youtube.com/watch?v=cSPmGPlyyU&t=102s>

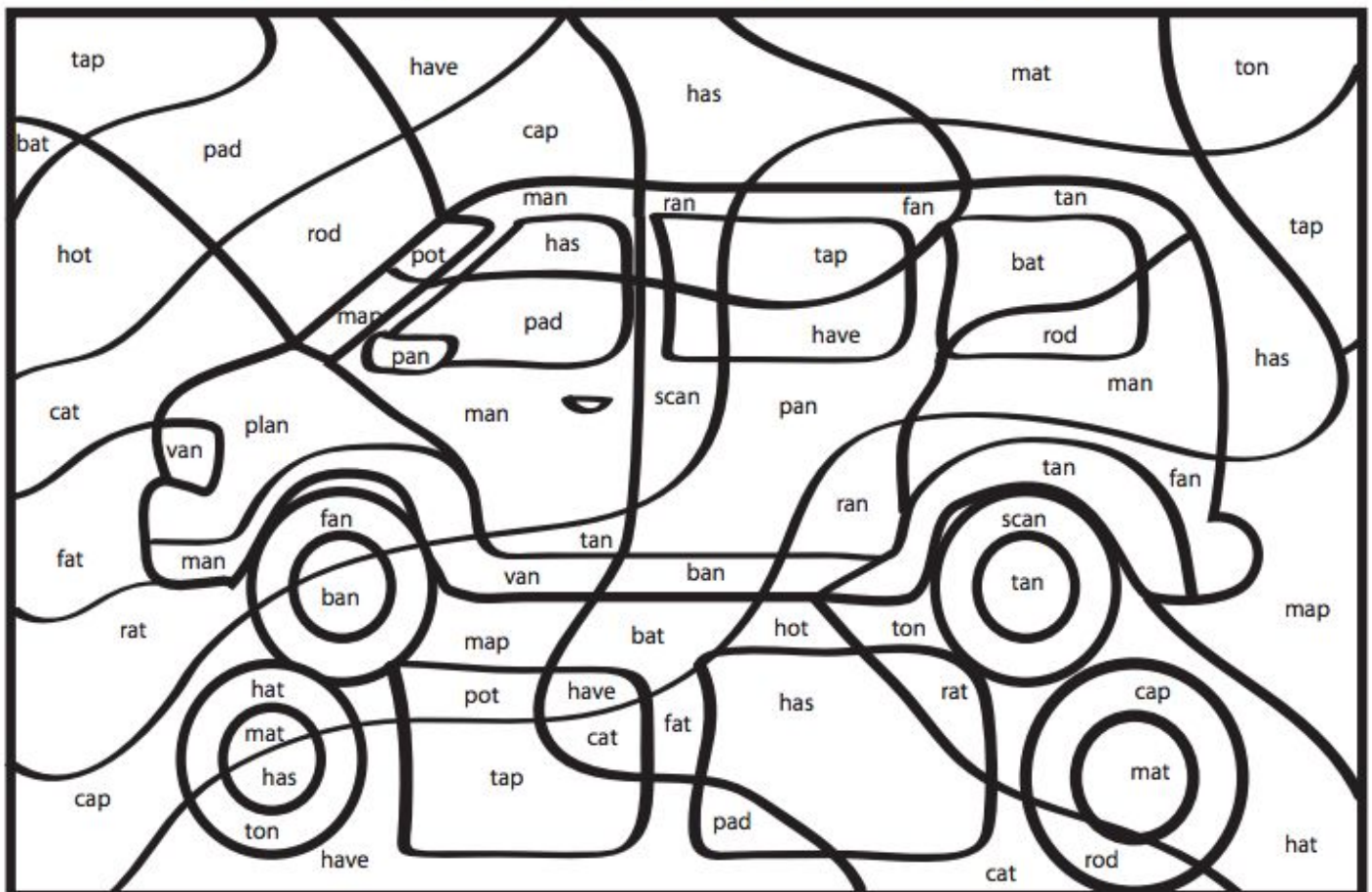
Task 2: Can you think of other words to add to my list? Write at least **5 rhyming words** for each.

CAT	LIP	TUB	DOG

Task 3: Colour the words in the picture that rhyme with CAN.

Color the Rhyming Sight Words

Color in orange each area that rhymes with the word **can**. What do you find?



Writing

Task 1: Finish each sentence with a word that rhymes with the **word in bold**. Use the Word Bank to help you. The first one is done for you.

Word bank

asleep house rug ~~hat~~ mittens grape loose hair towel jig

1. A **cat** is wearing a hat.
2. A **mouse** that lives in a _____.
3. A **moose** with a tooth that is _____.
4. A **pig** that is dancing a _____.
5. Some **kittens** wearing some _____.
6. A **sheep** that is sound _____.
7. An **owl** drying off with a _____.
8. A **bear** with long, brown _____.
9. A **bug** crawled under the _____.
10. An **ape** that is eating a _____.

Task 2: Make your own sentences using two rhyming words. Make sure you HIGHLIGHT or CIRCLE the rhyming words in each sentence.

For example: The **duck** is driving a **truck**.

1. _____

2. _____

3. _____

Early Finishers: Play some interactive rhyming games. Click on these links and practise rhyming.

4. <https://www.turtlediary.com/game/words-that-rhyme.html>
5. https://www.abcya.com/games/alphabats_rhyming
6. <https://www.turtlediary.com/game/rhyming-words.html>

Spelling

Dictionary Meanings:

1. Pick five (5) of your spelling words.
2. Look up your 5 words in a dictionary (online or book/hardcopy) and **write the meaning** of each word in your workbook, on a sheet of paper or upload it digitally.

Here is an example:

1. **Coin**: a flat disc or piece of metal with an official stamp, used as money.

Maths

Warm Up

Here's a funny video about Australian money - https://www.youtube.com/watch?v=7_5_rX_1s-8

How Else Can I Make?

Find some 5c coins...



Draw 5c coins to make these amounts of money:

1. How else can I make 20c?



=

2. How else can I make 50c?



=

3. How else can I make \$1?









=

COUNTING MONEY TO \$1 SHEET 2



Count the coins and work out the amounts in cents.

50p = 
 50p = 
 50p = 
 50p = 
 50p = 
 50p = 
 50p =
 50p =
 50p =
 50p =
 50p =
 50p =
 50p =
 50p =
 50p =
 50p =
 50p =
 50p =
 50p =
 50p =
 50p =
 50p =
 50p =
 50p =
 50p =
 50p =
 50p =
 50p =
 50p =
 50p =
 50p =
 50p =
 50p =
 50p =
 50p =
 50p =
 50p =
 50p =
 50p =
 50p =
 50p =
 50p =
 50p =
 50p =
 50p =
 50p =
 50p =
 50p =
 50p =
 50p =
 50p =
 50p =
 50p =
 50p =
 50p =
 50p =
 50p =
 50p =















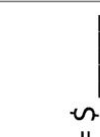

















Free Math sheets, Math games and Math help
MATH-SALAMANDERS.COM

COUNTING MONEY TO \$2 SHEET 1



Count the coins and work out the amounts in dollars and cents.

    	=	¢
    	=	\$
    	=	\$
    	=	\$
    	=	\$
    	=	\$



Free Math sheets, Math games and Math help

Religion

Sing: Follow the link and sing along with the “God Created you and Me” song
<https://www.youtube.com/watch?v=OFY8LPXBtM8>

Watch the creation story again: <https://www.youtube.com/watch?v=teu7BCZTgDs>

On Monday you completed the table with the list of people who are responsible to look after God’s creation and why. We also made a list of ways how we can encourage others to look after God’s creation.

Today, you will be encouraging others to love and show appreciation of God’s creation. Your task is to make a poster that promotes the beauty of God’s creation and why humans need to look after it. Your poster must be an A4 size or larger.

Here are some examples.

<p>THE EARTH AND ALL THE PEOPLE, PLANTS AND ANIMALS ARE GIFTS FROM GOD.</p>  <p>GOD WANTS US TO TAKE CARE OF THESE GIFTS.</p>	 <p><i>God loves us, so let's love His creation</i></p>
<p>Don't be a litter bag. Help keep your community clean</p> 	<p><i>We all have a job to look after our world.</i></p> 
<p><i>God loves you! Look at the beautiful world He created for you.</i></p> 	<p><i>Because all creatures are connected, each must be cherished with love and respect, for all of us as living creatures are dependent on one another.</i> ~ Pope Francis</p> 

Thursday 17th September, 2020

Reading: Couplets

Couplets: a pair of lines in a verse that rhyme and have the same meter, or rhythm. Lines have the same number of syllables. We often find couplets in nursery rhymes. Remember it is the line ENDING that needs to Rhyme.

Example:

A little seed for me to **sow** (8 syllables)

A little soil to make it **grow** (8 syllables)

Let's read verses and see if they are Couplets or not.

Verse	What are the rhyming pairs?	How many syllables in each line?
This old man, he plays one		6
He plays knick knack on my thumb	One - thumb	7
With a knick knack paddy whack, give a dog a bone		11
This old man comes rolling home	Bone - home	7
Is this a couplet? (circle your answer)	YES	NO

Fill in the tables below and work out if the verse is a couplet or not.

Verse	What are the rhyming pairs?	How many syllables in each line?
Tell me if you think you know How to make a turtle go.		
Is this a couplet? (circle your answer)	YES	NO

Verse	What are the rhyming pairs?	How many syllables in each line?
Look at all the pumpkin faces Lighting up so many places.		
Is this a couplet? (circle your answer)	YES	NO

Finish off these lines to make it a couplet: The first one has been done for you

Roses are red, violets are blue (8 syllables)	Roses are red, violets are blue (8 syllables)
I am so much smarter than you! (8 syllables)	_____ (8 syllables)
Twinkle twinkle little star (7 syllables)	This old man he played one (6 syllables)
_____ (7 syllables)	_____ (6 syllables)

Writing

Rhyming **couplets** are two poetry lines in a row that rhyme. They usually have the same rhythm.
REMEMBER: The last word of the FIRST LINE needs to rhyme with the last word of the SECOND LINE.



Example:

I think that I shall never see
A poem as lovely as a tree.

— “Trees” by Joyce Kilmer

See and tree rhyme, so these two lines are rhyming couplets.

Select three pairs of words from the word bank. Write rhyming couplets for each set of words in the spaces below.

Word bank

dog / frog
bear / hair
mean / green
make / cake

bark / dark
moon / tune
star / far
shoe / blue

like / bike
night / light
try / sky
bee / me

Here is an example

dog/frog: The hungry brown **dog**
Watched the small green **frog**








Now do your own 3 pairs.

1. _____

2. _____

3. _____

Words in a sentence:

- | | | | | | | |
|---|---|---|---|---|---|---|
|  |  |  |  |  |  |  |
|---|---|---|---|---|---|---|

1. **Oil**. In the kitchen, Mum poured the **oil** into the frying pan to cook some yummy chicken last night.

[illegible]

Watch this video - <https://www.youtube.com/watch?v=APg9-XhbrYo>

LET'S DO SOME COIN RUBBINGS!

GRAB SOME COINS AND TAKE A CLOSER LOOK AT THEM.




Coins have two sides. The front of the coin is called the **obverse** and is also known as the HEAD. The back side of the coin is called the **reverse** and is also called the TAIL.


HOW DO YOU MAKE COIN RUBBINGS?

PUT YOUR COIN UNDER YOUR PAPER. COLOUR OVER THE COIN VERY LIGHTLY.
DO A RUBBING OF THE FRONT OF THE COIN AND A RUBBING OF THE BACK.


WHAT ANIMALS ARE SHOWN ON THE AUSTRALIAN COINS?




5c Head



5c Tail




10c Head




10c Tail

What animal is shown on 5c ? _____


What animal is shown on 10c ? _____




20c Head



20c Tail




50c Head




50c Tail

What animal is shown on 20c ? _____


Which animals are shown on 50c ? _____




\$1 Head



\$1 Tail



\$2 Head



\$2 Tail

What animal is shown on \$1 ? _____

What is shown on \$2 ? _____

Inquiry

Last week, you completed a week long Food Journal. You will need that for today's activity.

The Australian Guide to Healthy Eating suggests that we enjoy a wide variety of nutritious foods from these five groups every day:

- Plenty of vegetables, including different types and colours
- Fruit
- Grain foods: such as breads, cereals, rice, pasta, noodles, couscous, oats, and quinoa
- Lean meats and poultry (chicken or duck), fish, eggs, tofu, nuts and seeds, and legumes/beans
- Dairy: Milk, yoghurt, cheese and/or their alternatives.

TASK: Using your completed food journal, write all the foods that you ate over the course of the week in the correct boxes. Make sure to separate the ingredients of a meal. If you had fried rice, then you can put rice under Grain Foods, and the vegetables that were included in the Vegetables section.

<u>Fruits</u>	<u>Vegetables</u>
<u>Dairy</u>	<u>Meats</u>
<u>Grain Foods</u>	

What foods did you eat that do not fit into the above categories?

--

Friday 18th September, 2020

Reading: Couplets

Couplets: a pair of lines in a verse that rhyme and have the same meter, or rhythm. Lines have the **same number of syllables**. We often find couplets in nursery rhymes. Remember it is the line **ENDING** that needs to Rhyme.


Example:

I can jump in a **house** (6 syllables)

I can jump with a **mouse** (6 syllables)

Read the book and then use the pattern to write the final page! When you have finished you should colour the pages to match the sentences.


Brown Bear, Brown Bear,
What do you see?



I see a red bird looking at me!

1


Red bird, red bird,
What do you see?



I see a yellow duck looking at me!

2


Yellow duck, yellow duck,
What do you see?



I see a blue horse looking at me!

3

Blue horse, blue horse,
What do you see?



I see a green frog looking at me!

4


Green frog, green frog,
What do you see?



I see a purple cat looking at me!

5


Purple cat, purple cat,
What do you see?



I see a white dog looking at me!

6


White dog, white dog,
What do you see?



I see a black sheep looking at me!

7


Black sheep, black sheep,
What do you see?



I see a goldfish looking at me!

8


Goldfish, goldfish,
What do you see?



I see a monkey looking at me!

9

Monkey, monkey,
What do you see?



I see children looking at me!

10

Children, children,
What do you see?



We see...

11

*Using the pattern from the book, write your
OWN matching line for page 12 in here.*

We see _____

You can now watch the story/poem
<https://www.youtube.com/watch?v=uGfUjJtg2XE>

Writing

Rhyming **couplets** are two poetry lines in a row that rhyme. They usually have the same rhythm.

REMEMBER: The last word of FIRST LINE needs to rhyme with the last word of the SECOND LINE.

Task 1: Write a **couplet** using the rhyming pairs given. Each line **MUST** have the same number of syllables.

Example:

hat/ mat - __ I dropped my **hat** ____ (4 syllables)____
__ Right on the **mat**. ____ (4 syllables)____

Now you try it.

chore/ floor - _____

May/ day - _____

dog/ log - _____

Task 2: Think of a rhyming pair and write them below.

_____ / _____

Use the rhyming pair you have chosen and write your own couplet.

Spelling Test

Spelling Test: Ask someone to test you on this week's spelling words. Good luck!

Do your test here:

1	5	9
2	6	10
3	7	How did you go? Colour in the stars for each correct word: ☆☆☆☆☆☆☆☆☆☆
4	8	

Maths

Warm Ups

Work out and count by 5s. <https://www.youtube.com/watch?v=amxVL9KUmq8>

Count together by 10s (counting workout) <https://www.youtube.com/watch?v=W8CEOIAOGas>

Number of the Day


CHOOSE YOUR OWN 3-digit NUMBER: _____

Write in words _____		
10 less _____	12 more _____	Odd or Even _____
Round to the nearest 10 _____	Expanded form: _____ + _____ + _____ (example 365 = 300 + 60 + 5)	
Count up by fives: 123, 128, _____, 138, _____, _____, _____		

Don't forget to keep practicing Addition (Number Bonds) to 30...

Answer these quick questions:





10 + _____ = 30	18 + _____ = 30
23 + _____ = 30	28 + _____ = 30
3 + _____ = 30	8 + _____ = 30



Practise Writing Money

Remember, the dollar sign \$ goes first. Then the numbers.

If you are not writing dollars, you write the money number first, then a c sign for cents.

	5 c		
			

LET'S HAVE SOME FUN WITH COINS

What coins do you have at home?

You can use any coins at all - they don't have to be Australian coins today.

Here are some interesting videos to help you think of some ideas.

- <https://www.youtube.com/watch?v=XCjYTYSWxco>
- <https://www.youtube.com/watch?v=0GLdbpqqNBs>

Do some coin rubbings to make an interesting picture.



Inquiry

We have spent the last few weeks looking at the healthy food choices we could be making. Think about what kinds of foods should be included in your healthy meals.

Go to this website and have a go at creating a healthy lunch. What will you include?

<http://www.goforyourlife.vic.gov.au/hav/articles.nsf/html/index.html>

TASK: Your task today is to create a **healthy school lunch**. You can draw and label the meal below OR make the meal at home and take a photo of your healthy lunch. Then write a list of all the foods that are included in your meal. *This work may be included in your Assessment Portfolio.*

My meal

The ingredients included in my meal