

Year 4 Week 1 Adjusted Timetable

Time	Monday	Tuesday	Wednesday	Thursday	Friday
8:00-8:30	PLANNING TIME FOR THE DAY AND SETTING THE SCENE AT HOME. GET ALL BOOKS AND MATERIALS READY.				
8:45-9:10	CHECK IN/ROLL & PRAYER ON GOOGLE MEET				
9:10-10:00	LITERACY Reading	LEARNING BLOCK Numeracy	LITERACY Reading/Maths	LEARNING BLOCK Mass	LEARNING BLOCK Numeracy
	<p>WALT: Understand the history of the rosary.</p> <p>WILF: analyse the provocation/wordle, vocabulary relating to rosary, prayers</p> <p>THE ROSARY</p> <p>Tuning In - Lesson 0 - Provocation (Wordle/Picture Chat)</p>	<p>9:00-9:20am - Sunset Maths (Essential Assessment)</p> <p>9:20am LFIN Groups These are your groups from last term.</p> <p>Miss Barrie-Group 1 Miss Cablao Miss Khong</p>	<p>REMEMBER TO JOIN MRS DABAL FOR YOUR READING GOOGLE MEET. PLEASE LOOK AT YOUR TIMETABLE FOR THE TIME TO JOIN.</p> <p>Access the 'Prayers of the Rosary' slideshow. The prayers are jumbled up and you'll need to have your Reading document open to help you put the prayers in order. (Your teacher will upload the slideshow for you on Google Classroom)</p>	<p>Participate in the Mass from Wednesday's Celebration. DAILY READINGS AND REFLECTION HTTPS://CATHOLIC-DAILY-REFLECTIONS.COM/</p> <p>ONCE YOU HAVE FINISHED PLEASE FINISH OFF MRS. DABAL'S LITERACY ACTIVITY OR MISS ABLINGER'S MATHS ACTIVITIES FOR YOU ON HER GOOGLE CLASSROOM PAGE.</p>	<p>Session 2 W.A.L.T: demonstrate what I already know about 2D shape.</p> <p>W.I.L.F: properties of 2D shapes, definition, naming objects</p> <p>Activity 1: Your Teacher will upload this activity.</p> <p>You will need your Essential Assessment login for Activity 2.</p> <p>Activity 2: Complete Pre-assessment on Essential Assessment. Measurement & Geometry → Shape</p>
10:00-11:00	LITERACY Writing	LITERACY Reading	LITERACY Writing	LEARNING BLOCK LOTE	LITERACY Reading
	<p>Rosary</p> <p>WALT: Understand the history of the rosary.</p> <p>WILF: vocabulary relating to rosary, prayers</p> <p>Lesson 1 - Introduction to the Rosary</p> <p>History of the Rosary Powerpoint</p> <p>Your teacher will upload the Powerpoint for you to edit in.</p>	<p>WALT: Create a rosary keychain through art.</p> <p>WILF: labelling parts of the rosary beads, prayers.</p> <p>Create a rosary keychain</p> <p>Your teacher will upload a document for you to edit in. You will need to attach your picture in this document and label the parts.</p>	<p>WALT: Understand the Glorious mysteries of the rosary.</p> <p>WILF: The ascension</p> <p>Read through 'The Ascension' powerpoint.</p> <p>Go into 'The Ascension' document and you'll need to copy and paste the images into the correct order then write a short description of what is happening in the scene. (Your teacher will upload the powerpoint and document for you to edit.)</p>	<p>CHECK GOOGLE CLASSROOM STREAM FOR MISS SUN'S ACTIVITY</p>	<p>FOCUS GROUPS - Please do this task with your teacher group at the designated time.</p> <p>WALT: WILF:</p> <p>The Colour Monster Slideshow and Tasks</p>
11:00-12:00pm	<p>LUNCH/QUESTIONS WITH TEACHER</p> <p>If you have any IMPORTANT questions about your tasks today please email me or request a google meet video with your teacher.</p> <p>4KB - 4JK - 4JC</p>	<p>LUNCH/QUESTIONS WITH TEACHER</p> <p>If you have any IMPORTANT questions about your tasks today please email me or request a google meet video with your teacher.</p> <p>4KB - 4JK - 4JC</p>	<p>LUNCH/QUESTIONS WITH TEACHER</p> <p>If you have any IMPORTANT questions about your tasks today please email me or request a google meet video with your teacher.</p> <p>4KB - 4JK - 4JC</p>	<p>LUNCH/QUESTIONS WITH TEACHER</p> <p>If you have any IMPORTANT questions about your tasks today please email me or request a google meet video with your teacher.</p> <p>4KB - 4JK - 4JC</p>	<p>LUNCH/QUESTIONS WITH TEACHER</p> <p>If you have any IMPORTANT questions about your tasks today please email me or request a google meet video with your teacher.</p> <p>4KB - 4JK - 4JC</p>
12:00-12:20	INDEPENDENT READING HTTPS://WWW.GETEPIC.COM/	INDEPENDENT READING HTTPS://WWW.GETEPIC.COM/	INDEPENDENT READING HTTPS://WWW.GETEPIC.COM/	INDEPENDENT READING HTTPS://WWW.GETEPIC.COM/	INDEPENDENT READING HTTPS://WWW.GETEPIC.COM/

Year 4 Week 1 Adjusted Timetable

12:20 - 1pm	SPECIALISTS PE	SPECIALISTS Music	SPECIALISTS ART	LITERACY Writing	Finishing Off
	Refer to lessons on Google Classroom stream. Look for PE - Mr Herrera	Refer to lessons on Google Classroom stream. Look for Music - Mr O'Bree.	CHECK GOOGLE CLASSROOM STREAM FOR MRS HICKEY'S ACTIVITY.	WALT: Understand the Glorious mysteries of the rosary. WILF: The descent of the Holy Spirit Watch the video using the link below The Holy Spirit Comes After watching the video you will need to complete the reflection task identifying important details that happened in the event of Pentecost. Your teacher will upload this task.	Finish off any of the activities this week and submit it to your teacher. If you're unsure of what you need to finish off, ask your teacher.
1:00-2pm	LEARNING BLOCK Numeracy	CHEMICAL SCIENCE Inquiry	BELONGING Religion	WELLBEING Highway Heroes	SPECIALISTS Digital Technology
	W.A.L.T: I am learning how to recognise parallel and perpendicular lines in our environment. W.I.L.F: parallel, perpendicular, intersecting lines Activity 1: Watch the line song video and look at the lines poster (Your teacher will upload). Write a definition of the different lines in your own words: <ul style="list-style-type: none"> • Parallel • Perpendicular • Intersecting Activity 2: Students go around their house to write and draw 2 different examples of objects with the different lines.	Lesson 1 - Before Immersion Watch the physics video . After you have finished watching it, go onto the word cloud website and add in words to do with physics. Watch the second video and continue adding into the word cloud with more words. Remember to: <ul style="list-style-type: none"> - Change the colour of the font and size - Download to submit to your teacher - Must have a minimum of 8 words 	WALT: Understand the Glorious mysteries of the rosary. WILF: The story of the resurrection Your teacher will upload this task.	Your Teacher will upload this: The Friendliness Space - Home Activity 1	CHECK GOOGLE CLASSROOM STREAM FOR MISS BORG'S ACTIVITY.
2:00-2:30	AFTERNOON BREAK	AFTERNOON BREAK	AFTERNOON BREAK	AFTERNOON BREAK	AFTERNOON BREAK
2:30 - 3:00	INTEGRATED LEARNING BLOCK Daily Exercise/Stretches	LITERACY Spelling	INTEGRATED LEARNING BLOCK Daily Exercise/Stretches	INTEGRATED LEARNING BLOCK Daily Exercise/Stretches	MINDFULNESS
	Mr Herrera will post onto Google Classroom daily exercises that you are to participate in. Once you have finished doing your daily exercises. Write down 3 things that you enjoyed doing over the holidays.	pencil fossil nostril pupil metal pedal capital hospital animal oval	Mr Herrera will post onto Google Classroom daily exercises that you are to participate in. Once you are finished with your daily exercises, write or draw what you are grateful for and what has been your favourite part of the day or something that has brought you joy today.	Mr Herrera will post onto Google Classroom daily exercises that you are to participate in. Once you are finished with your daily exercises, write or draw what you are grateful for and what has been your favourite part of the day or something that has brought you joy today.	Mindfulness Watch and partake in a 12 minute meditation. Try to encourage family members to do the meditation with you.

Year 4 Week 1 Adjusted Timetable

		WRITE EACH WORD TWICE AND PUT IT INTO A SENTENCE.			
3:00pm	WHAT WENT WELL TODAY? WHAT SUPPORT DO YOU NEED? SUBMIT TASKS ON GOOGLE CLASSROOM PAGE.	WHAT WENT WELL TODAY? WHAT SUPPORT DO YOU NEED? SUBMIT TASKS ON GOOGLE CLASSROOM PAGE.	WHAT WENT WELL TODAY? WHAT SUPPORT DO YOU NEED? SUBMIT TASKS ON GOOGLE CLASSROOM PAGE.	WHAT WENT WELL TODAY? WHAT SUPPORT DO YOU NEED? SUBMIT TASKS ON GOOGLE CLASSROOM PAGE.	WHAT WENT WELL TODAY? WHAT SUPPORT DO YOU NEED? SUBMIT TASKS ON GOOGLE CLASSROOM PAGE.

THE ROSARY

WALT: Understand the history of the rosary.

Tuning In - Lesson 0 - Provocation (Wordle/Picture Chat)

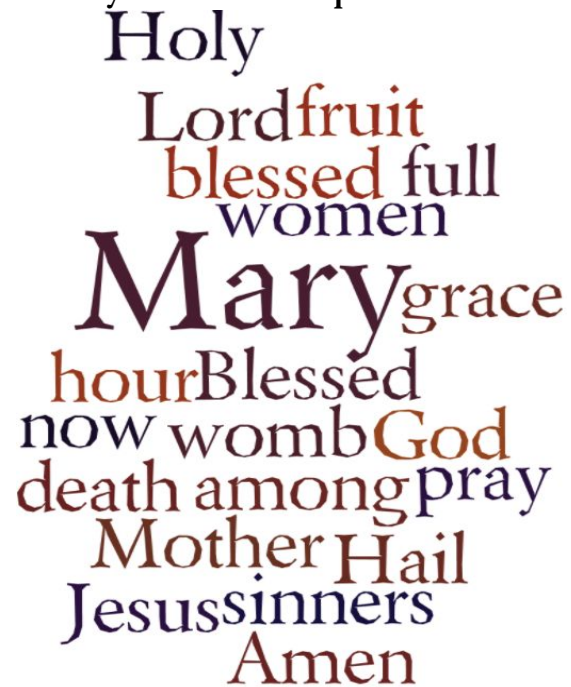
Activity 1:

Open these wordle links and have a look at these words:

[Rosary wordle 1](#)

[Rosary wordle 2](#)

Activity 2: Answer the questions in full sentences relating to Wordle 1



Holy
Lordfruit
blessed full
women
Marygrace
hourBlessed
now wombGod
death amongpray
Mother Hail
Jesussinners
Amen

1. What is this poster about?
2. What do the words on each wordle have in common?
3. What other set of words are missing (they might think of the sign of cross for example or the mysteries, or the Hail Holy Queen)?

Activity 3: Answer the questions in full sentences relating to Wordle 2



4. What is this poster about?
5. What do the words on each wordle have in common?
6. What other set of words are missing (they might think of the sign of cross for example or the mysteries, or the Hail Holy Queen)?



The Holy Rosary

Mary's Prayer



twinkl

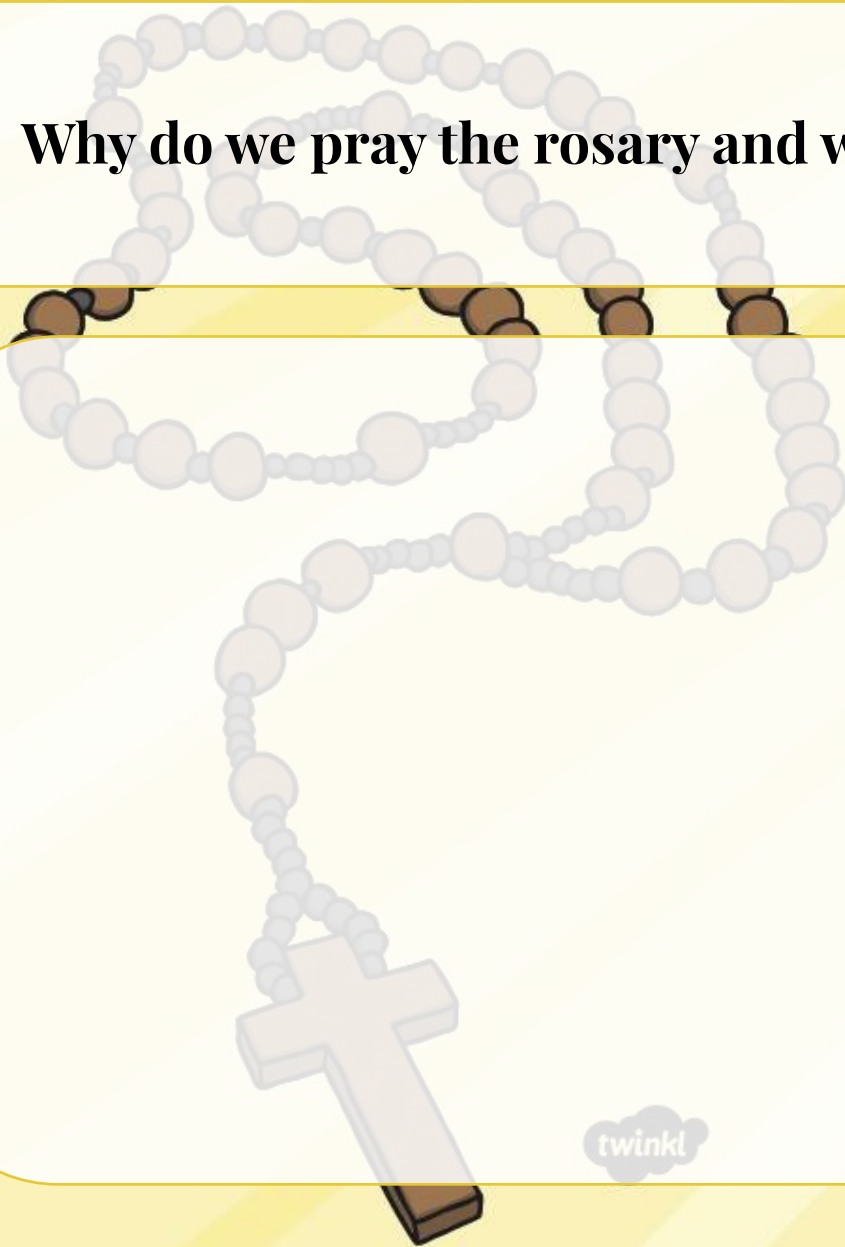


Watch - History of the Rosary [video](#)



twinkl

Why do we pray the rosary and who do we pray it to?

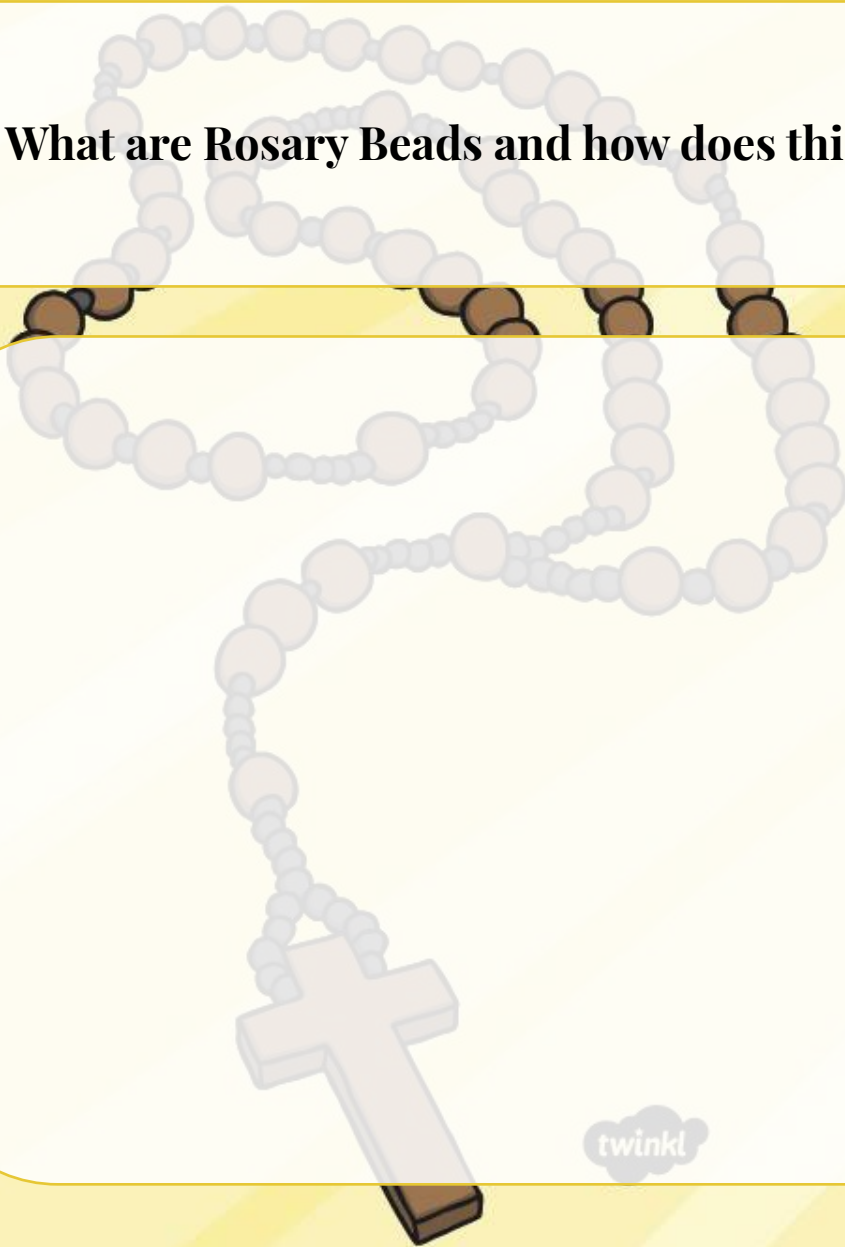


What is the purpose of the rosary?



twinkl

What are Rosary Beads and how does this help us pray the rosary?



What prayers do we pray in the Rosary?



twinkl

What Is the Holy Rosary?

- The Rosary is a form of prayer used especially in the Catholic Church.
- It is a long prayer, based on repetition, with many parts to be remembered and said.
- It is named after the string of prayer beads which some people use to count the parts of the prayer.
- The Rosary Prayer is very important to Catholics for many reasons, including their devotion to Mary.
- The Rosary Prayer can be said alone or in groups.
- Praying a Rosary for the dead is part of the funeral tradition.



What Is the Purpose of the Rosary?

The purpose of the Rosary is to help people remember the events in the lives of Jesus and Mary and to thank and praise God for them.

The Rosary Prayer is a little bit like a history lesson!

The main focus is on Jesus - his birth, life, death and resurrection.



The Rosary Prayer

The main parts of the Rosary Prayer are:

1. Sign of the Cross

In the name of the Father and of the Son and of the Holy Spirit. Amen

2. The Our Father Prayer

Our Father, Who art in Heaven; hallowed be Thy name; Thy kingdom come; Thy will be done on Earth as it is in Heaven. Give us this day our daily bread; and forgive us our trespasses as we forgive those who trespass against us, and lead us not into temptation; but deliver us from evil. Amen

The Rosary Prayer Cont.

3. The Hail Mary Prayer (three times)

Hail Mary, full of grace, the Lord is with thee; blessed art thou among women and blessed is the fruit of thy womb, Jesus. Holy Mary, Mother of God, pray for us sinners, now and at the hour of our death. Amen

4. The Glory Be to the Father

Glory be to the Father, and to the Son, and to the Holy Spirit, as it was in the beginning, is now, and ever shall be, world without end. Amen

5. The Our Father Prayer

6. The Hail Mary Prayer (ten times)

7. The Glory Be to the Father



What Are Rosary Beads?

- The Rosary Beads provide a method of keeping count of the different parts of the Rosary Prayer.
- The fingers are moved along the beads as the prayers are said.
- By not having to keep track of the count mentally, the mind is free to meditate.
- The Roman Catholic Rosary is made up of a cross or crucifix, a medal, large beads and small beads.
- Some sets of Rosary Beads have five groups of ten beads and other sets of Rosary Beads contain fifteen groups of ten beads.
- The prayers of the Rosary can also be said using any type of counting device or by counting on the fingers.



Using The Rosary Beads



1. Sign of the Cross
2. The Our Father Prayer
3. The Hail Mary Prayer (x3)
4. The Glory Be to the Father
5. The Our Father Prayer
6. The Hail Mary Prayer (x10)
7. The Glory Be to the Father

The Mysteries of The Rosary

- The Rosary Prayer focuses on the life of Christ from the Bible.
- During these prayers, people meditate on different aspects of Christ's life.
- The beads of the Rosary are divided into five decades (or sections); each decade represents an event from the life of Christ.
- These five events are grouped into a set of four mysteries, each focused on an important part of the life of Christ.
- The four mysteries are named after the type of events in that mystery:

Joyful - The Nativity

Luminous - The Baptism of the Lord

Sorrowful - The Crucifixion

Glorious - The Resurrection

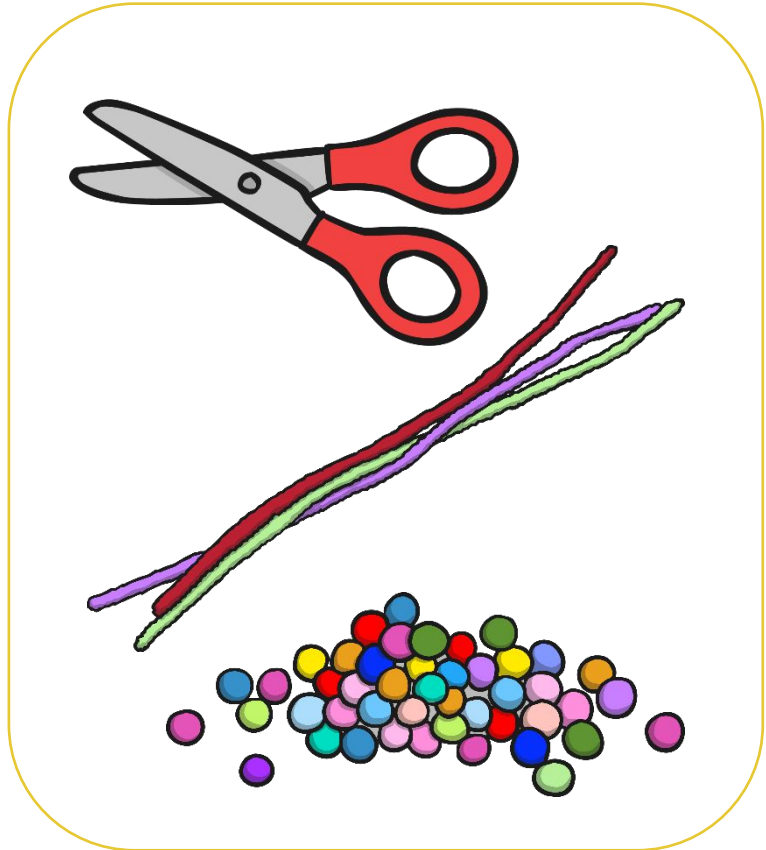
Challenge: Can you find out some more of the life events in each mystery?

Make Your Own Rosary

You will need:

- Pipe cleaners
- Small craft beads
- Scissors

1. Place 10 beads of your choice onto a pipe cleaner.
2. Bring the pipe cleaner around into a circle and twist it shut.
3. Place on one more bead for the Our Father.
4. Cut off the extra piece and twist it around to make the cross.
5. Trim off the excess where necessary.





twinkl

Rosary Keychain

WALT: Create a rosary through art.

WILF: labelling parts of the rosary beads, prayers.

Video - [Parts of the Rosary](#)

Use *these words* below in the box and label it next to the correct number as put on the rosary.

1.	2.	3.	4.	5.
6.	7.	8.	9.	

Activity 1:

Label each part of the rosary. Use the video to help you above.

Rosary Diagram

3 Hail Marys
10 Hail Marys
Apostles Creed
Glory Be
Glory Be
Hail Holy Queen
Our Father
Our Father
Our Father

- ① _____
- ② _____
- ③ _____
- ④ _____
- ⑤ _____
- ⑥ _____
- ⑦ _____
- ⑧ _____
- ⑨ _____

Name: _____
 www.SaintAnnesHelper.com

Answers: 1. AC 2. OF 3. 3HM 4. GB 5. OF 6. 10HM 7. GB 8. OF

Activity 2: Copy the Our Father, Hail Mary, Glory Be, Hail Holy Queen and Apostles Creed prayers in the table below. These are the prayers we pray during the Rosary.

Our Father	Hail Mary	Glory Be

Prayers of the Rosary



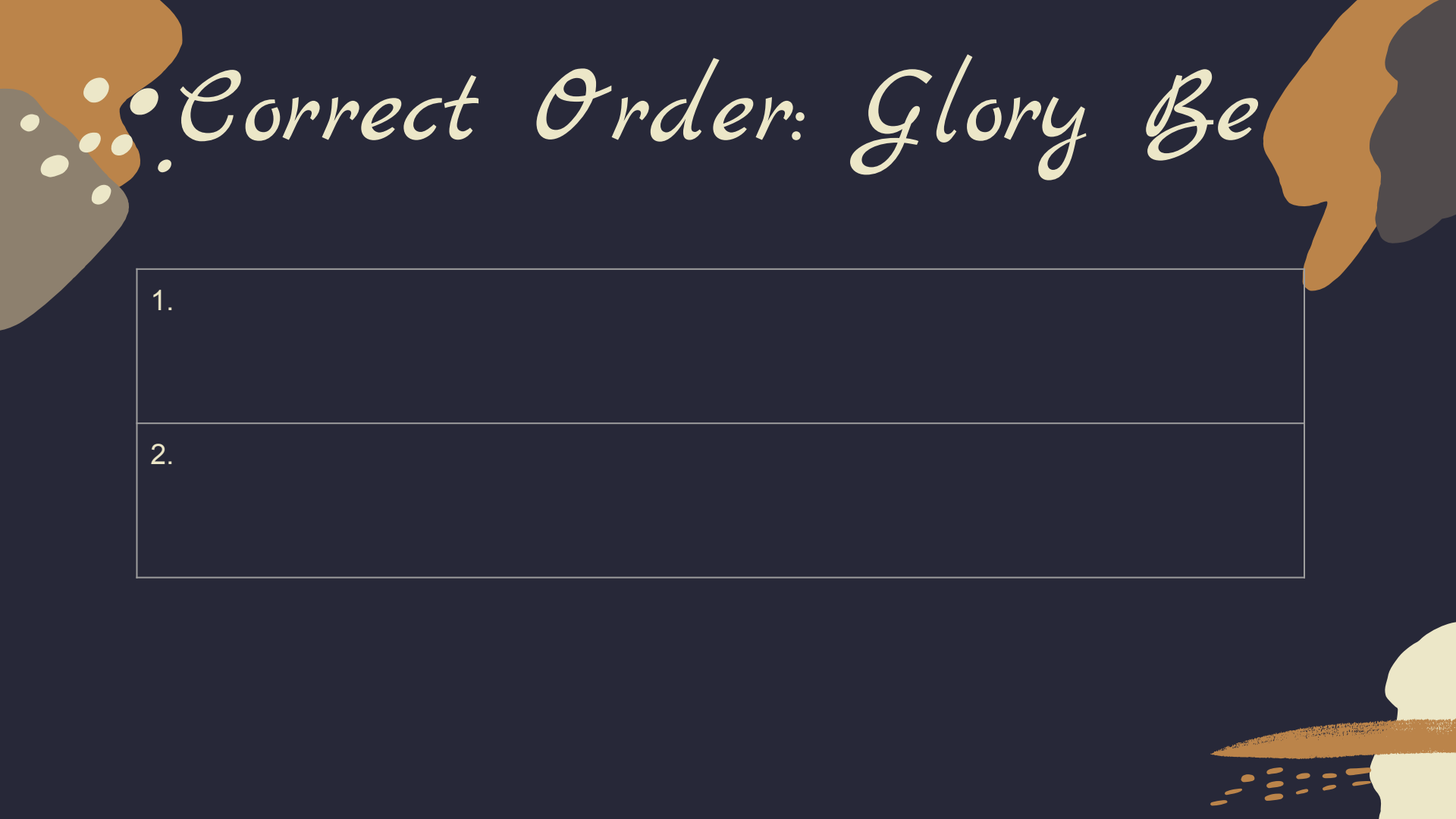
Instructions:

Using the prayers that you have copied and pasted in Tuesday's Reading lesson, you'll need to arrange the jumbled up prayers in the correct order. The jumbled up prayer will be on the first slide and the second slide will have a table for you to copy and paste it into the correct order.

Glory Be

As it was in the beginning, is now, and ever shall be, world without end.

Glory be to the Father, and to the Son, and to the Holy Spirit.



Correct Order: Glory Be

1.

2.

Hail Holy Queen

To thee do we send up our sighs mourning and weeping in this valley of tears.

Hail, holy Queen, mother of mercy, our life, our sweetness, and our hope. To thee do we cry, poor banished children of Eve.

O clement, O loving, O sweet Virgin Mary.

Pray for us, O Holy Mother of God

Turn then, most gracious advocate, thine eyes of mercy toward us, and after this our exile show us the blessed fruit of thy womb, Jesus.

That we may be made worthy of the promises of Christ.

In the Name of the Father, and of the Son and of the Holy Spirit.

Correct Order- Hail Holy Mary

1.

2.

3.

4.

5.

6.

7.

Apostles Creed

He descended into Hell; the third day He arose again from the dead; He ascended into Heaven, sitteth at the right hand of God, the Father Almighty; from thence He shall come to judge the living and the dead.

I believe in the Holy Spirit, the holy Catholic Church, the communion of saints, the forgiveness of sins, the resurrection of the body, and the life everlasting.

I believe in God, the Father Almighty, Creator of Heaven and earth; and in Jesus Christ, His only Son, Our Lord, Who was conceived by the Holy Ghost, born of the Virgin Mary, suffered under Pontius Pilate, was crucified; died, and was buried.



Correct Order: Apostles Creed



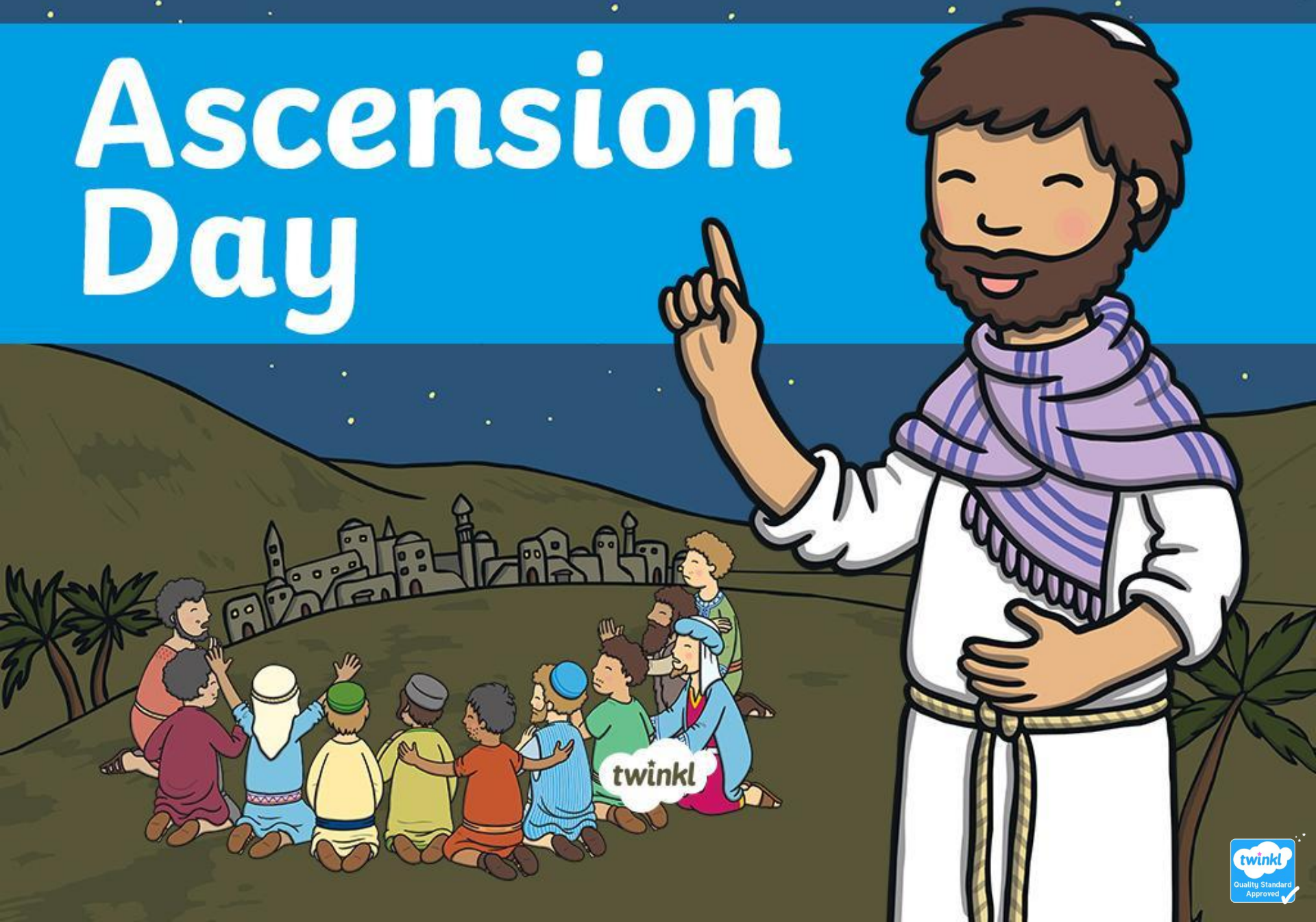
1.

2.

3.



Ascension Day



Timeline of Events



Palm Sunday – Jesus arrives in Jerusalem.

Maundy Thursday – Jesus has a meal with his special friends.



Good Friday – Jesus dies.

Easter Sunday – Jesus comes back to life.

40 days later – Jesus goes back to heaven.




Who Saw Jesus?

After Jesus came back to life, he spent 40 days with his friends. The first person he appeared to was his special friend Mary. She was sitting crying next to where Jesus had been buried.

Think about It

How do you think Mary felt when she saw Jesus?



Who Saw Jesus?

Two of Jesus' friends were walking to a place called Emmaus.

In those days, there weren't cars so most people walked even on long journeys.

All of a sudden, Jesus appeared next to them. At first they didn't even realise who he was!

Jesus talked to them about God and how to be good people.

After he had left, his friends realised they had been talking to Jesus.



Is It a Ghost?



Some of Jesus' friends were so frightened when they saw him, they thought he was a ghost!

Jesus told them to touch his hand and his feet to prove that he wasn't a ghost.

I Don't Believe It!

One of Jesus' special friends called Thomas hadn't yet seen Jesus. When the others told him that Jesus had come back to life, he didn't believe them.

"I won't believe that Jesus is alive unless I see him and touch him." said Thomas.

All of a sudden, Jesus appeared in front of Thomas. "My Lord and my God!" said Thomas.

"You believe I am alive because you've seen me," Jesus told Thomas. "Other people will believe even though they haven't seen me."



Jesus Returns to Heaven

Jesus explained to his friends that he would soon be going back to heaven.

Although they felt sad, Jesus' friends knew he had given them an important job.

This job was to tell people all around the world that Jesus had come back to life and was the son of God.



Jesus Returns to Heaven



All of a sudden, a cloud came down from the sky and surrounded Jesus. Gradually, Jesus floated up into the sky until his friends couldn't see him anymore.

Two angels suddenly appeared with Jesus' friends.


"Why are you staring up at the sky?" one of the angels asked. "One day you will see Jesus again."

Jesus' Friends Get to Work

Jesus' friends did the job he had given them.

They went all over the world telling everyone about Jesus.





twinkl

The Ascension

Copy and paste the images in the correct order in the table on the second page and then write a description next to the image of what is happening.



1. Scene 1:

Description:

2. Scene 2:

Description:

3. Scene 3:	Description:	4. Scene 4:	Description:
5. Scene 5:	Description:	6. Scene 6:	Description:
7. Scene 7:	Description:	8. Scene 8:	Description:
9. Scene 9:	Description:		

The Glorious Mystery of the Rosary - The Resurrection

Part 1: We are going to watch the story of The Resurrection. This is one of the stories in the Glorious Mystery of the rosary that we pray first.

Watch the video about [Jesus' Resurrection](#).

Cloze Activity - Fill in the gaps with the correct words from this list:

suffered	risen	doubts	ascends	angels
wounds	resurrection	tomb	recognise	preach

The Empty Tomb (Luke 24:1-9)

What happens?

The women visit the _____ and find it empty. They meet two _____ who tell them Jesus has _____ from the dead.

The Road to Emmaus (Luke 24: 13-31)

What happens?

Jesus appears to two of his followers. They do not seem to believe what they have been told about his _____. Jesus tells them they are mistaken and that he has risen. It is only then that they _____ Jesus.

Jesus' Ascension into heaven (Mark 16: 14-20)

What happens?

Jesus appears to the remaining apostles and tells them to go out and _____ his message. He then _____ into heaven.

Jesus appears to Thomas (John 20: 24-29)

What happens?

Thomas, one of the apostles, _____ the stories of Jesus' resurrection. Jesus appears to him and lets him see the _____ he has _____ yet has overcome through resurrection. Thomas then believes.

Pentecost Reflection



Watch the video using the link below

[The Holy Spirit Comes](#)

Where did this event happen/ take place?	Who was at the event?
--	-----------------------

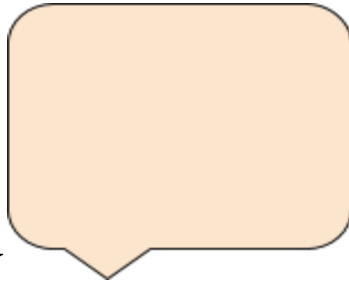
What happened in the beginning?	What happened in the middle?	What happened at the end?
---------------------------------	------------------------------	---------------------------

Home Activity 1 - The Friendliness Spice


Friendliness is more than being kind. Making and keeping friends means using a HIGHWAY TOOL to establish and develop that friendship. Let's see if you remember The Friendliness **SPICE HIGHWAY TOOL**.

Activity: Fill in the gaps for each letter and write down what you would say to someone to be friendly in the speech bubble. Double click the bubble to write something.

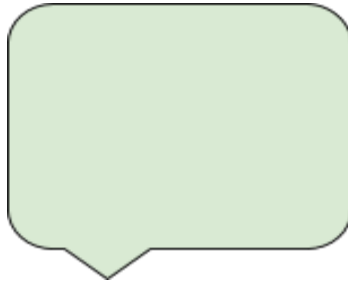
Smile & say



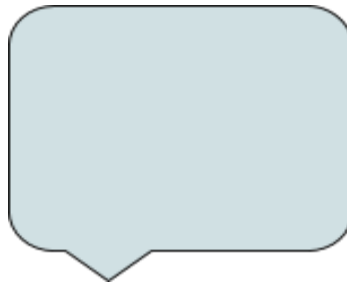
P_____



Invide



C_____



Enjoy

Use eye contact.
Nod your head and smile.
Say something back.
Listen, and try not to interrupt.

What do you need to do this week?
Practise The Friendliness SPICE!



On The Highway of your Life you will make some good friends, and you will also learn that...



Friends are not always perfect (*and that's OK*), AND you're not always a perfect friend (*and that's OK too - because you're learning*).

Giving praise is usually the hardest part of The Friendliness SPICE HIGHWAY TOOL. Receiving praise from your family and friends is a good feeling – and giving praise should give you the same feeling. It can seem hard at first, but the more you do it the easier it gets!

Receiving - and giving - praise should be balanced. This week, keep a tally of the times you **received** praise at home or at school, and the times you **gave** praise at home or at school. A tally looks like this -



Getting Praise	Giving Praise



Do you know about 'Light Bulb' moments? Those are when we find out cool things about ourselves - that help us change the way we think, feel and behave. If you have one of those this week about friendliness, write it down here to share with the group.

Write your lightbulb moment this week:

Session 2 - Properties of 2D Shape

W.A.L.T: demonstrate what I already know about 2D shape.

W.I.L.F: properties of 2D shapes, definition, naming objects

Activity 1:

Watch [‘The Greedy Triangle’](#).

Students answer the questions in a full sentence:

1. What are the **properties** of a triangle? (The sides, vertices, angles)
2. What triangles can you see in each page of ‘The Greedy Triangle’?
3. What other shapes can be made with multiple triangles?

Activity 2:

Complete Pre-assessment on [Essential Assessment](#):


Measurement & Geometry → Shape



THE COLOR MONSTER


a story about emotions

ANNA LLENAS



Today the Colour Monster is feeling
very mixed up. He's yellow, blue, red, black
and green all at once. Can you help him?

This stunning picture book explores colours
and feelings in a fun and gentle way.






This is my friend the colour monster.

Today he's all mixed up and very confused.
He doesn't know why.

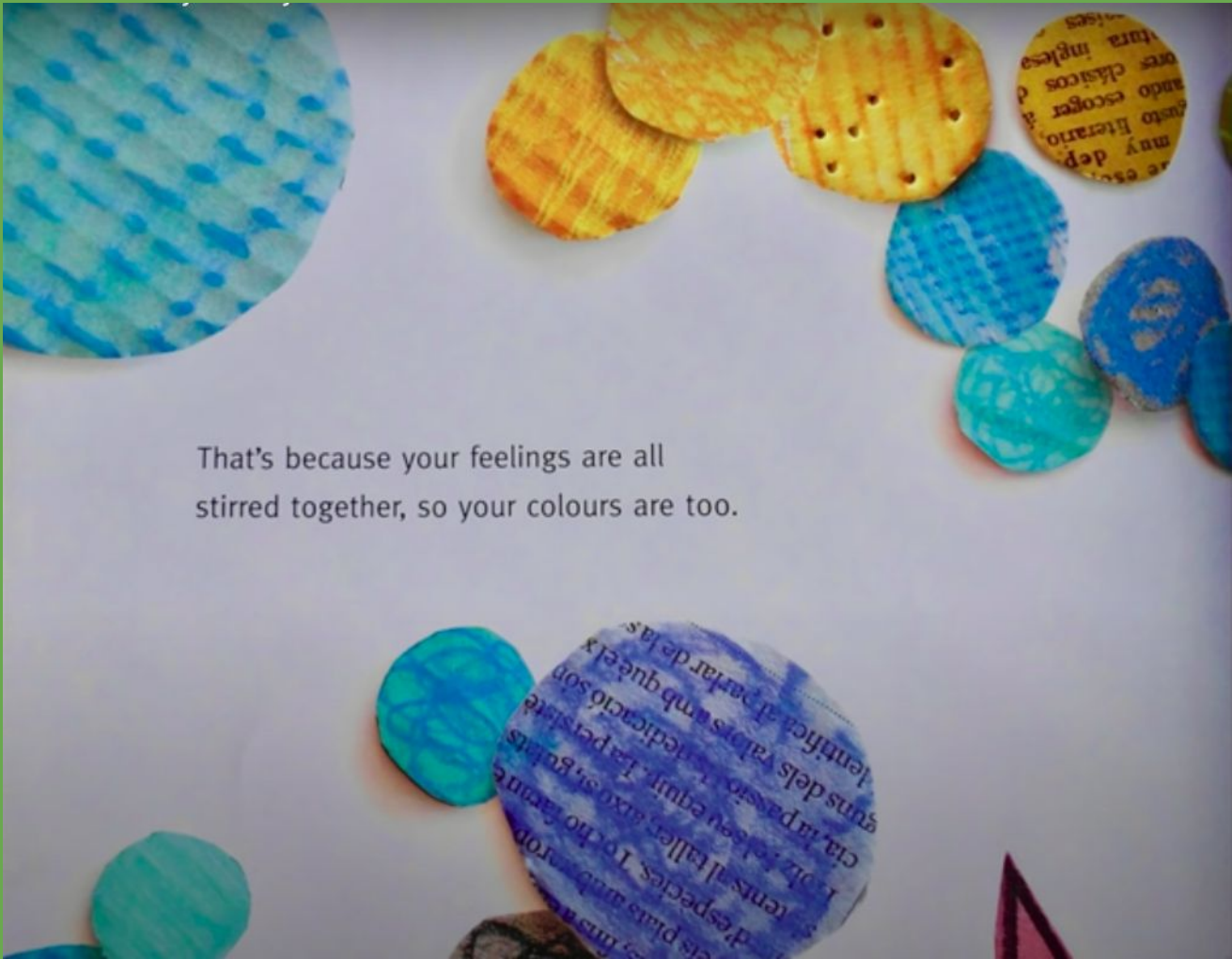




Look at you,
you're all over the place!








That's because your feelings are all
stirred together, so your colours are too.



That's because your feelings are all
stirred together, so your colours are too.



I know! Let's put each feeling
in a different jar so we can look at it
more closely. I can help if you like.





This is happiness.
It shines yellow like the sun
and twinkles like the stars.



You feel bright and light. You laugh, you
jump, you dance! You want to share that
feeling with everyone.





This is sadness.
It's gentle like a blue rainy day.



la voz ma
escurialense
era, paladin esca
nera rampa por donde
el poderio hispánico
menos claustros; esta
la voz de los frailes en
al Cielo





Sadness can make you cry.
It can make you feel alone.
But if you're sad, I'll hold your hand.

This is anger.
It blazes red like fire.



Anger can make you want to stomp . . .


... and Roooooooooaaaaarr!
and shout, 'It's not fair!'



This is fear.
It is black like the night
and hides in shadows like
a scaredy cat.



Being afraid can make you feel
very small and alone. If you're
scared, tell me why and we'll walk
through the forest together.






This is calm.
It's quiet like the trees
and soft like their leaves.



Now you're calm,
you breathe slowly and deeply.
Ahhhhhhh! You feel at peace.



There, we've finished!
Here are your feelings,
and each one has a different colour.



Let's look at them together:



yellow
happiness

blue
sadness

red
anger

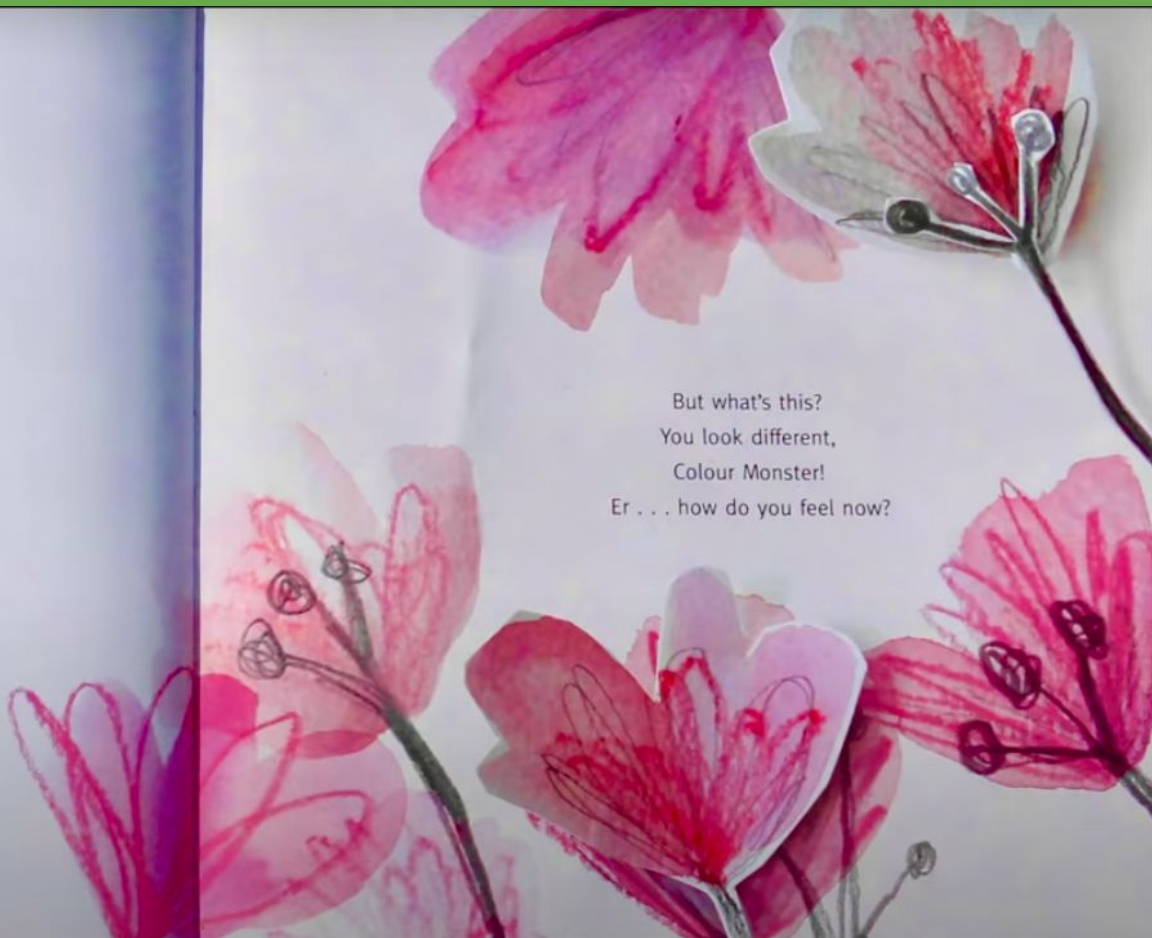
black
fear

green
calm





But what's this?
You look different,
Colour Monster!
Er . . . how do you feel now?







Similes

A simile is a phrase that uses a comparison to describe another object using the words ‘like’ and ‘as’.

“Life is like a box of chocolate.” Comparing life to being like a box of chocolates- you don’t know what you are going to get out of it.

“Just like a moth drawn to a flame.”

Explanation:

Moths are instinctively drawn to light. In this song, Shawn uses the simile to express that he was lured into love “like a moth,” but ended up getting burned.

Questions and Tasks

1. Why was the little girl looking so cross/angry at the beginning of the story?
2. Using the information in the story fill in the table below.

Name of the Emotion	Colour of the emotion	How they made the Colour Monster Feel	What similes are used to describe the emotions (look for like or as in the sentences and comparisons)

3. How do you think the colour monster felt when he was pink? Why?

4. How do you know this?

5. Why do you think the author wrote this book?

6. Fill in the table below with 5 feelings you have had, the colour that you think it is and how it makes you feel.

Name of the Emotion	Colour of your emotion	How it makes you feel

7. Why do you think the author gives the feelings/emotions colours?

8. Why do you think the little girl suggested putting the Monster's feelings/emotions in jars?

Now draw a picture of your own monster and using colours show how you are feeling today.