




**Holy Eucharist Catholic Primary School**

**1a Oleander Drive, St Albans South. VIC 3021**

**Phone: 8312 0900 Fax: 9366 8192**

**[www.hestalbanssth.catholic.edu.au](http://www.hestalbanssth.catholic.edu.au)**



# **Grade 3**

## **Remote Learning Pack**

**Friday 28<sup>th</sup> May until Thursday 3<sup>rd</sup> June 2021  
(inclusive)**

# LEARNING - FROM - HOME

## READING CHALLENGE #1

Years 3 - 6



Design a new cover for the picture book. What did you change from the original cover?	Turn a picture book into a four cell comic strip. This means you must sum up the story in four cells. Add speech and thought bubbles to the characters.	If you were going to give a gift to a character out of the book, what would it be and why? Draw a picture of the gift and the character's face when they receive it.	Make a travel poster describing the location of the setting from the book. Be sure to include persuasive devices in your poster enticing people to travel there.
Create a timeline of the events from the picture book. Create a small illustration to go with each event.	Change the resolution that takes place in the story. How does this change the ending? Rewrite the end of the story with the new resolution.	Write a Wikipedia entry for one of the characters in the book. Include information such as the character's name, age, background information and interesting facts.	Identify one word used by the author that helps you understand the mood of the story. Write a definition for it. Then draw an illustration that reflects the mood of the story.
Create a bumper sticker to convince people to read the picture book. Make sure it is bright and visible from a moving car.	Create a rap summarising the picture book. Make sure you don't leave out any of the events in the story. Then create a video to go along with your rap.	If the book you read became a TV show, what would be a good theme song for the beginning of the show? Why do you think this song would be appropriate?	Create a 'Most Wanted' poster for one of the characters in the book. Be sure to include what they look like, why they are wanted and what the reward for their capture will be.
Make a collage to represent the mood or theme of the book.	Make a playlist that the main character in the book would take to the beach. Why did you choose each song?	Create a job application for the main character of the book. What job would they be applying for? Fill out the application as if you were them.	Imagine you are the first TV journalist to read the picture book. Write and perform a review of the book to be broadcast on the news.

## Staying at Home


Molly hated going to school. She would rather be at home where she could stay in her pyjamas all day and not have to wear her school uniform. At home, she could raid the cupboard whenever she wanted and eat whatever food she felt like. She could watch TV, play computer games, go outside or just do nothing!

At school, Molly had to do everything the teacher told her. She could only eat what was in her lunch box. She kept getting in trouble for lying on the floor when the teacher was talking.. and for taking her shoes off!

Sadly, at home, Molly had no one to play with, no one to talk to and no one to eat with. Sometimes, she got bored at home and got sick of watching the same TV show.

Molly enjoyed being with her friends at school. She liked doing all the different art and craft activities and looked forward to playing the musical instruments in music class on Fridays.

Soon, Molly started to like going to school, but she still loved being at home on the weekends where she could have a 'pyjama day'!



## Staying at Home

1. Create a pros and cons list for Molly staying at home.
2. Create a pros and cons list for Molly going to school.
3. What is something Molly can do at school that she cannot do at home?
4. Create a Venn diagram for your own home and school life.

### CRAZY CREATIVE CHALLENGE

Create your own 'All about Me' poster.

Draw a picture of yourself with some of the following details:

- ☐ Name
- ☐ Birthday
- ☐ What I like learning about
- ☐ Friends
- ☐ Favourite Activity
- ☐ Food
- ☐ Why I am Special


## Ultimate Frisbee

Ultimate Frisbee is a fun, fast-paced football-type game that uses a disc instead of a football. It consists of two teams with seven players on each team. It is played on a rectangular field that is divided into two zones. The only equipment required is a Frisbee! The aim of the game is to move the Frisbee disc down the field to score more goals than your opponent.

To start a game of ultimate Frisbee, both teams line up in their allocated zones. A player from the defensive team throws the Frisbee to the other end, like a 'kick-off' in football. This throw is known as a 'pull' and sends the Frisbee as far down the field as possible. This gives the offensive team poor field position.

When playing ultimate Frisbee, the disc can move around the field in any direction by passing it to a team-mate. When a player catches the disc, they only have ten seconds to pass it on. This period is called the 'stall'.

A point is scored when a player catches the disc in the end zone that their team is attacking.



## Ultimate Frisbee

1. In the text, the word **field** means  
a) an area of study.

b) all the participants in a contest.

c) a piece of land marked out for a game or sport.

2. *This period is called the stall.*

Write a sentence using the word **stall** in another way.

3. *The defensive team throws the Frisbee to the other end.*

What is another word that could have been used instead of **throws**?

4. *This gives the offensive team poor field position.*

In your own words, explain who the **offensive team** is.

## CRAZY CREATIVE CHALLENGE

Design and make your own Frisbee to play with at home.

① What will your Frisbee be made from?

② What design will be on it?

# Roll and Draw Plant Game

To play this game you will need a 1 - 6 dice, a pencil and paper and a friend or family member to play with.

All plants are made up of different parts - roots, the stem, leaves and flowers.

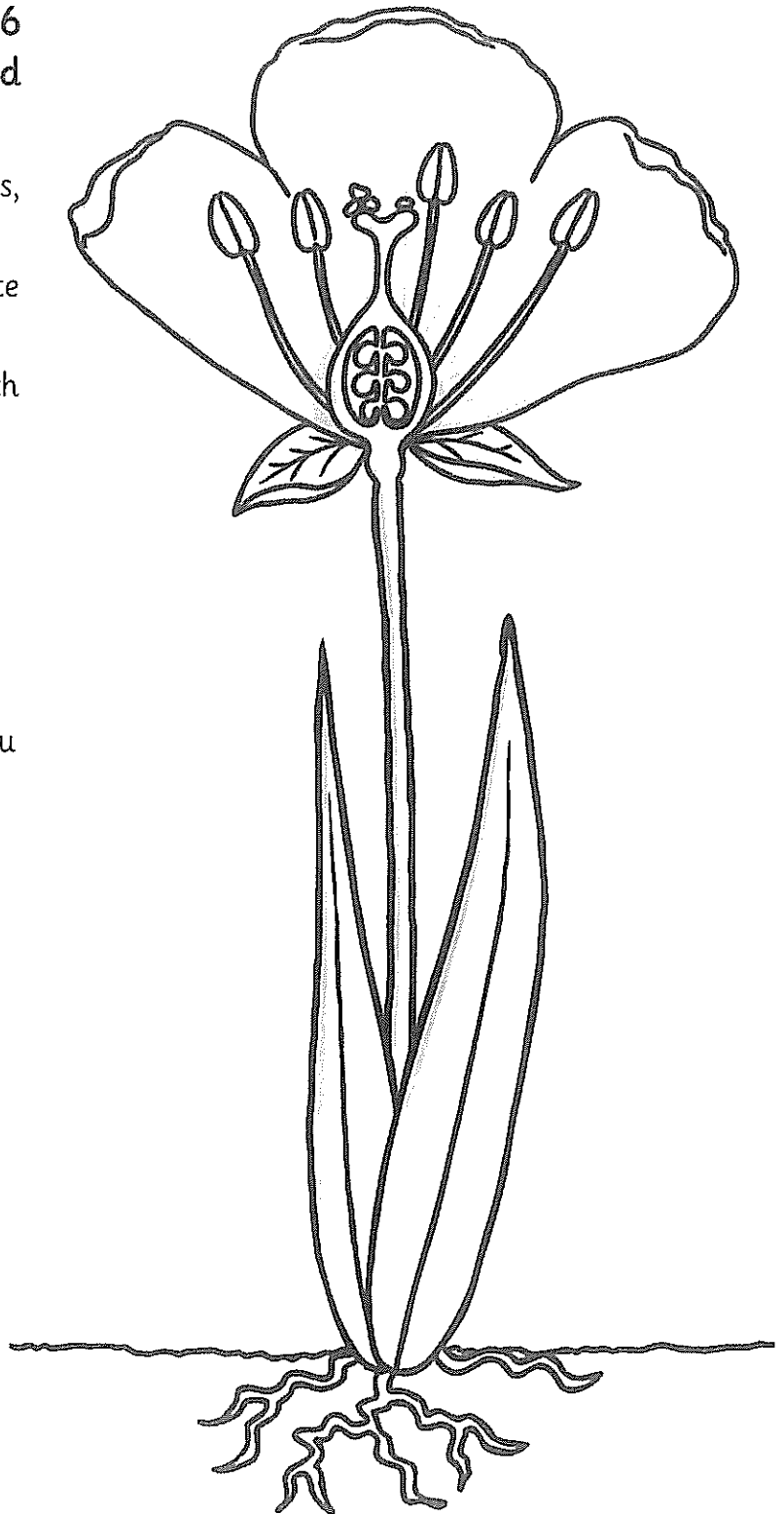
The aim of this game is to draw a complete plant by rolling the dice.

You can draw a different part of your plant each time you roll a number:

- 1 = the roots
- 2 = the stem
- 3 = the leaves
- 4 = the petals
- 5 = the stamens
- 6 = the style and the stigma

If you roll a number you have already had, you should miss a turn.

Who will be first to draw a complete plant?!



Solve the calculations and use the code breaker to spell out the autumn-themed words.

A	B	C	D	E	F	G	H	I	J	K	L	M
26	25	24	23	22	21	20	19	18	17	16	15	14

N	O	P	Q	R	S	T	U	V	W	X	Y	Z
13	12	11	10	9	8	7	6	5	4	3	2	1

	Answer	Letter
$8 \times 3$		
$6 \times 2$		
$\frac{1}{2}$ of 26		
Double 8		
$\frac{1}{4}$ of 88		
$45 \div 5$		

	Answer	Letter
$7 \times 3$		
$50 - 32$		
$9 \times 1$		
$\frac{1}{2}$ of 44		
$50 - 46$		
$\frac{1}{2}$ of 24		
$\frac{1}{3}$ of 27		
$32 \div 2$		

	Answer	Letter
$150 \div 10$		
$50 - 28$		
$14 + 12$		
$40 - 19$		

	Answer	Letter
$20 - 11$		
$11 \times 2$		
$46 \div 2$		

	Answer	Letter
$88 \div 8$		
$48 \div 8$		
$30 - 16$		
$20 - 9$		
$4 \times 4$		
$9 + 2 + 7$		
$50 - 37$		
$64 \div 8$		

	Answer	Letter
$31 - 12$		
$50 - 24$		
$100 - 91$		
$50 \div 10$		
$11 \times 2$		
$40 \div 5$		
$28 \div 4$		



Dear Students/Parents,

As we have moved to remote learning, I have organised the following activities in advance. These tasks must be completed and returned to school on our return date, Monday 7<sup>th</sup> June 2021.

**Reading:**

- You must read each day for 15-30 minutes.
- Websites you can use
  - o **Epic:** <https://www.getepic.com/sign-in>
  - o **Sunshine online:** <https://www.sunshineonline.com.au/>  
Username and Password: Heps3021
  - o **Storyline online:** <https://storylineonline.net/>

**Religion:**

- Complete the Saint Project (Details to be posted on DOJO)

**Inquiry:**

- Make a model to show the life cycle of your favourite plant or animal. **This MUST be 3D.**

**Maths:**

- Practise your multiplication skills using  
**MFACTS:** <https://mfacts121.com/login/>
- Improve your maths skills by working on the activities on  
**Essential Maths:** <https://www.essentialassessment.com.au/>

**Spelling:** Sound **ti, sh, ch** as in **station, chef** and **shark**.

1. Rule up a table in your homework book.
2. Find **10 words with the WEEK 7 sound** and write them in the WORDS FOR THE WEEK list.
3. Then *complete the Look, Say, Cover, Write, Check table below. Do this 3 times in the week.*