

# Grade 2

# Remote Learning

# Take Home Pack

**(ADJUSTED)**

It is recommended that each day consists of:

- 45-60 minutes of literacy activities (reading and writing)
- 30-45 minutes of numeracy activities
- 30-45 minutes Additional learning areas, play-based learning and physical activity

**Contact Emails:**

2JK Miss Jess Kerlin

[Jessica.Kerlin@hestalbanssth.catholic.edu.au](mailto:Jessica.Kerlin@hestalbanssth.catholic.edu.au)

2JM Miss Julie Murnane

[Julie.Murnane@hestalbanssth.catholic.edu.au](mailto:Julie.Murnane@hestalbanssth.catholic.edu.au)

2TT Miss Thy Tran

[Thy.Tran@hestalbanssth.catholic.edu.au](mailto:Thy.Tran@hestalbanssth.catholic.edu.au)

# Term 2 Week 8

**Name:** \_\_\_\_\_

**Grade: 2** \_\_\_\_\_

Monday 7th June, 2021

## Reading

Watch the video of The Three Billy Goats Gruff: <https://youtu.be/wYwunaYUS0Q>. You can read a different version here. We will use this story for most of the week. After reading or watching the story video, complete the worksheet on the next page.

# The Three Billy Goats Gruff

Once upon a time, there were three Billy Goats Gruff who lived in a valley. One day, they saw a field of sweet, green grass, but to get there they had to cross a bridge and underneath there lived a terrible, grumpy troll. The three goats made a plan.

The smallest Billy Goat Gruff came to the bridge. "Who's that trip trapping over my bridge?" growled the troll.

"It's only me, the little Billy Goat Gruff," said the smallest goat.

"Then I'm going to eat you up!" roared the troll.

"Don't eat me, I'm much too little," said the smallest Billy Goat Gruff. "My brother is coming after me and he is much bigger." So the troll waited for him.

Next, the medium-sized Billy Goat Gruff came over the bridge. "Who's that trip trapping over my bridge?" growled the troll.

"It's only me, the medium-sized Billy Goat Gruff," said the goat.

"Then I'm going to eat you up!" roared the troll.

"Don't eat me, I'm much too little," said the medium-sized Billy Goat Gruff. "My brother is coming after me and he is much bigger." So the troll waited for him.

Soon, the biggest Billy Goat Gruff came over the bridge.

"Who's that trip trapping over my bridge?" growled the troll.

"It's me. Big Billy Goat Gruff," said the goat.

"Then I'm going to eat you up!" roared the troll.


"Oh no you won't!" shouted the biggest goat, and he charged at the troll. Smack! He butted him right over the edge of the bridge. The troll fell into the river and was never seen again.

The big Billy Goat Gruff joined his brothers. They found their field of sweet, green grass and ate lots.



## *Favourite Character*

Draw a picture of your favourite character from the story of the Three Billy Goats Gruff.



Write the name of this character:

---

Write a sentence: why is this your favorite character?

---

---

---

# Writing

## The Facts On Facts!

Informative texts contain facts. Facts are true statements about the topic that can be proven. For example...



Fire fighters  
fight fires.



A mountain is  
a landform.



Cows eat  
grass.




Diggers are big  
machines.

Next, watch the [Fact or Opinion for Kids video](#) on YouTube.

Sort out the statements below into Facts or Opinions about Caterpillars.

### Facts and Opinions - Caterpillars

| Facts                                                                               | Opinions |
|-------------------------------------------------------------------------------------|----------|
|  |          |
|                                                                                     |          |

|                                            |                                     |
|--------------------------------------------|-------------------------------------|
| Caterpillars like salami more than apples. | Caterpillars come from eggs.        |
| Caterpillars build cocoons.                | All butterflies are beautiful.      |
| Caterpillars eat leaves.                   | Caterpillars are greedy insects.    |
| Caterpillars like sunny days.              | Caterpillars turn into butterflies. |

# Maths

## Warm up

### Round 1


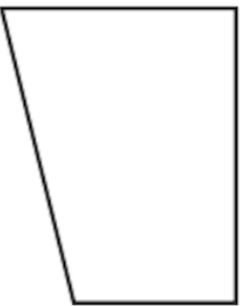


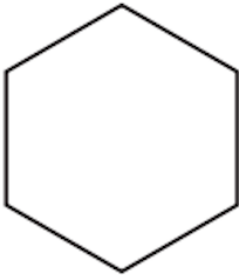
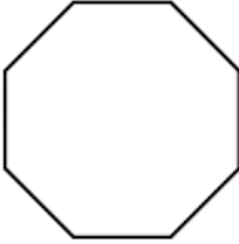
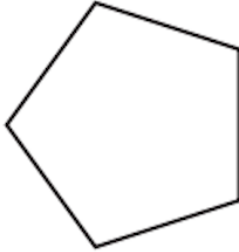

1.  $1 + 3 =$
2.  $3 + 3 =$
3.  $6 + 1 =$
4.  $3 + 8 =$
5.  $2 + 5 =$
6.  $8 + 1 =$
7.  $2 + 5 =$
8.  $2 + 1 =$
9.  $5 + 2 =$
10.  $7 + 2 =$
11.  $1 + 2 =$
12.  $4 + 9 =$
13.  $4 + 8 =$
14.  $8 + 6 =$
15.  $1 + 7 =$
16.  $6 + 9 =$
17.  $9 + 4 =$
18.  $9 + 6 =$
19.  $5 + 7 =$
20.  $7 + 4 =$

Time: \_\_\_\_\_

Errors: \_\_\_\_\_

# 2D Shapes

1. Watch this video (it will help you with the activity):  
<https://www.youtube.com/watch?v=5uWQR6EhKII>
2. Complete this worksheet about 2D shapes (Some are filled in for you already). When you have finished, find different shapes around your house that match the shapes on the sheet and take a photo of them on ClassDojo.

| Name the 2D Shape                                                                    |                           |                          |                                 |
|--------------------------------------------------------------------------------------|---------------------------|--------------------------|---------------------------------|
|   | Number of sides <b>3</b>  | Number of sides _____    | Number of sides <b>4</b>        |
| Name _____                                                                           | Name <b>Quadrilateral</b> | Name _____               | Name _____                      |
|   | Number of sides _____     | Number of sides <b>4</b> | Number of sides _____           |
| Name _____                                                                           | Name <b>Quadrilateral</b> | Name _____               | Name _____                      |
|    | Number of sides _____     | Number of sides <b>4</b> | Number of sides _____           |
| Name _____                                                                           | Name <b>Quadrilateral</b> | Name _____               | Name _____                      |
|     | Number of sides _____     | Number of sides <b>4</b> | Number of sides _____           |
| Name _____                                                                           | Name <b>Quadrilateral</b> | Name _____               | Name _____                      |
|  | Number of sides _____     | Number of sides _____    | Number of curved sides <b>0</b> |
| Name <b>Hexagon</b>                                                                  | Name _____                | Name _____               | Name _____                      |
|  | Number of sides _____     | Number of sides _____    | Number of curved sides _____    |
| Name <b>Octagon</b>                                                                  | Name _____                | Name _____               | Name _____                      |
|   | Number of sides _____     | Number of sides _____    | Number of curved sides _____    |
| Name _____                                                                           | Name <b>Pentagon</b>      | Name _____               | Name _____                      |
|    | Number of sides _____     | Number of sides _____    | Number of curved sides _____    |
| Name _____                                                                           | Name _____                | Name _____               | Name _____                      |

# Religion

## Saints

Watch ONE video about Saints of your choice:

1. **Saint Margaret:** <https://www.youtube.com/watch?v=Db59POgZHT8> (start at 1:08)
2. **Saint John of the Cross** <https://www.youtube.com/watch?v=o6gjUbs5iZ4> (start at 1:00)
3. **Saint Anastasia** [https://www.youtube.com/watch?v=o\\_\\_CU0TOPBw](https://www.youtube.com/watch?v=o__CU0TOPBw) (start at 0:20)
4. **Saint Blaise** <https://www.youtube.com/watch?v=g7Tkqj4r2zY> (start at 1:25)
5. **Saint Vincent de Paul** <https://www.youtube.com/watch?v=0RHBqt3nads> (start at 1:27)

Write 5 interesting facts about the two Saints you have learnt about.

**Saint** \_\_\_\_\_

1. \_\_\_\_\_  
\_\_\_\_\_
2. \_\_\_\_\_  
\_\_\_\_\_
3. \_\_\_\_\_  
\_\_\_\_\_
4. \_\_\_\_\_  
\_\_\_\_\_
5. \_\_\_\_\_  
\_\_\_\_\_

Tuesday 8th June, 2021

Reading

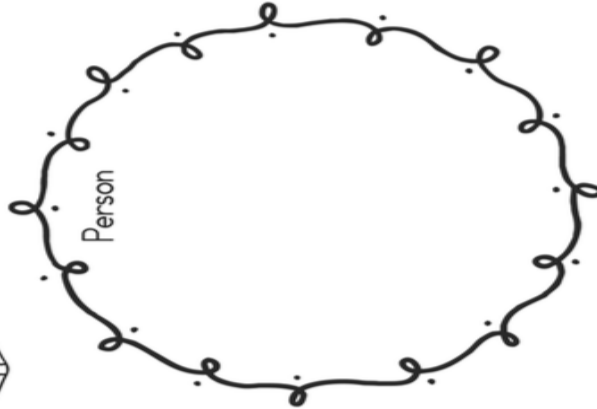
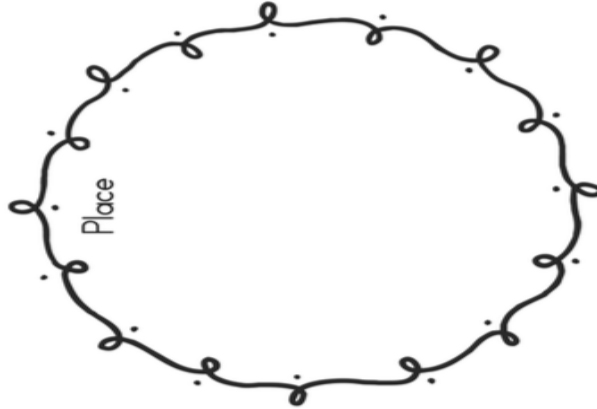
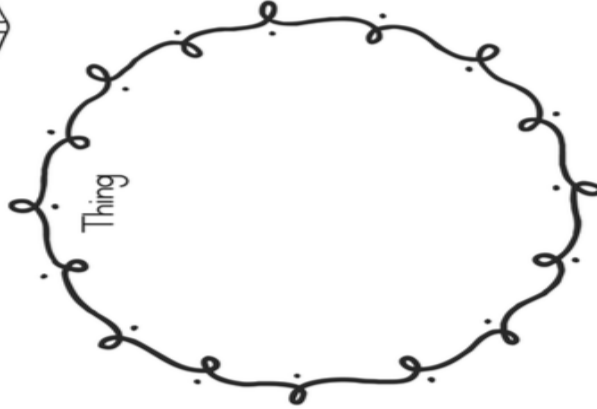
Watch again the video of The Three Billy Goats Gruff: <https://youtu.be/wYwunaYUS0Q>. Complete this activity about NOUNS. Remember a noun can be a PERSON, a PLACE or a THING.

Name: \_\_\_\_\_ Date: \_\_\_\_\_



# Nouns - Person, Place, Thing

Find a person, place and a thing from your story and use them in a sentence.



1. \_\_\_\_\_
2. \_\_\_\_\_
3. \_\_\_\_\_



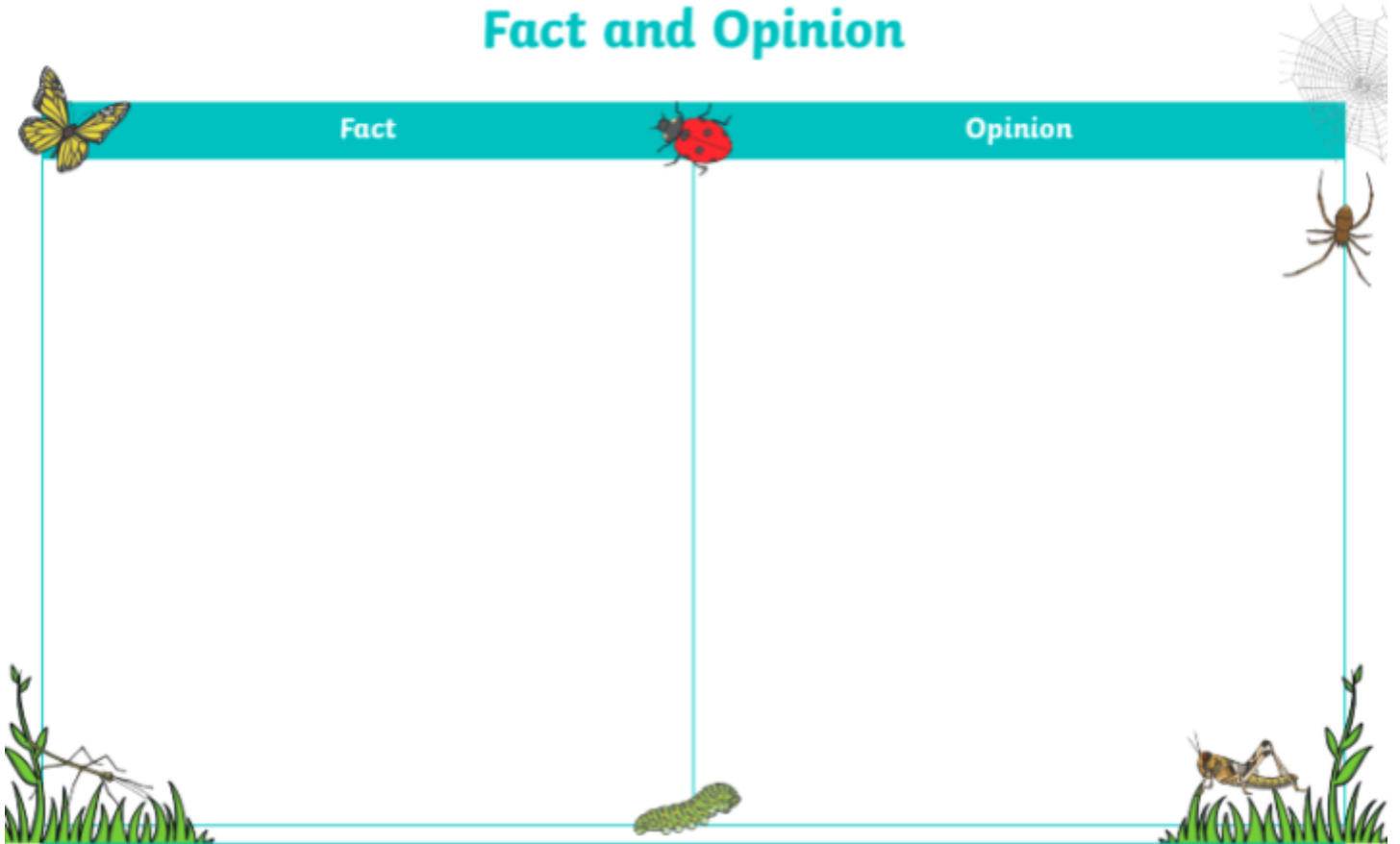
# Writing

remember:

A **fact** is something that you can prove.

An **opinion** is something that you think.

## Fact and Opinion



Sort these statements into the correct sections for Facts and Opinions.

|                                        |                                       |
|----------------------------------------|---------------------------------------|
| Spiders are scary.                     | Spiders have eight legs.              |
| Caterpillars turn into butterflies.    | Butterflies are so beautiful.         |
| Ladybirds are very friendly.           | Ladybirds eat aphids.                 |
| Stick insects can regrow broken limbs. | Stick insects are the best at hiding. |

# Maths

## Warm up

### Round 1

1.  $9 - 3 =$

2.  $5 - 3 =$

3.  $4 - 1 =$

4.  $3 - 2 =$

5.  $5 - 4 =$

6.  $9 - 1 =$

7.  $3 - 1 =$

8.  $8 - 5 =$

9.  $4 - 2 =$

10.  $5 - 4 =$

11.  $6 - 5 =$

12.  $6 - 3 =$

13.  $9 - 8 =$

14.  $7 - 6 =$

15.  $2 - 1 =$

16.  $9 - 9 =$

17.  $8 - 4 =$

18.  $4 - 2 =$

19.  $2 - 1 =$

20.  $7 - 4 =$

Time: \_\_\_\_\_

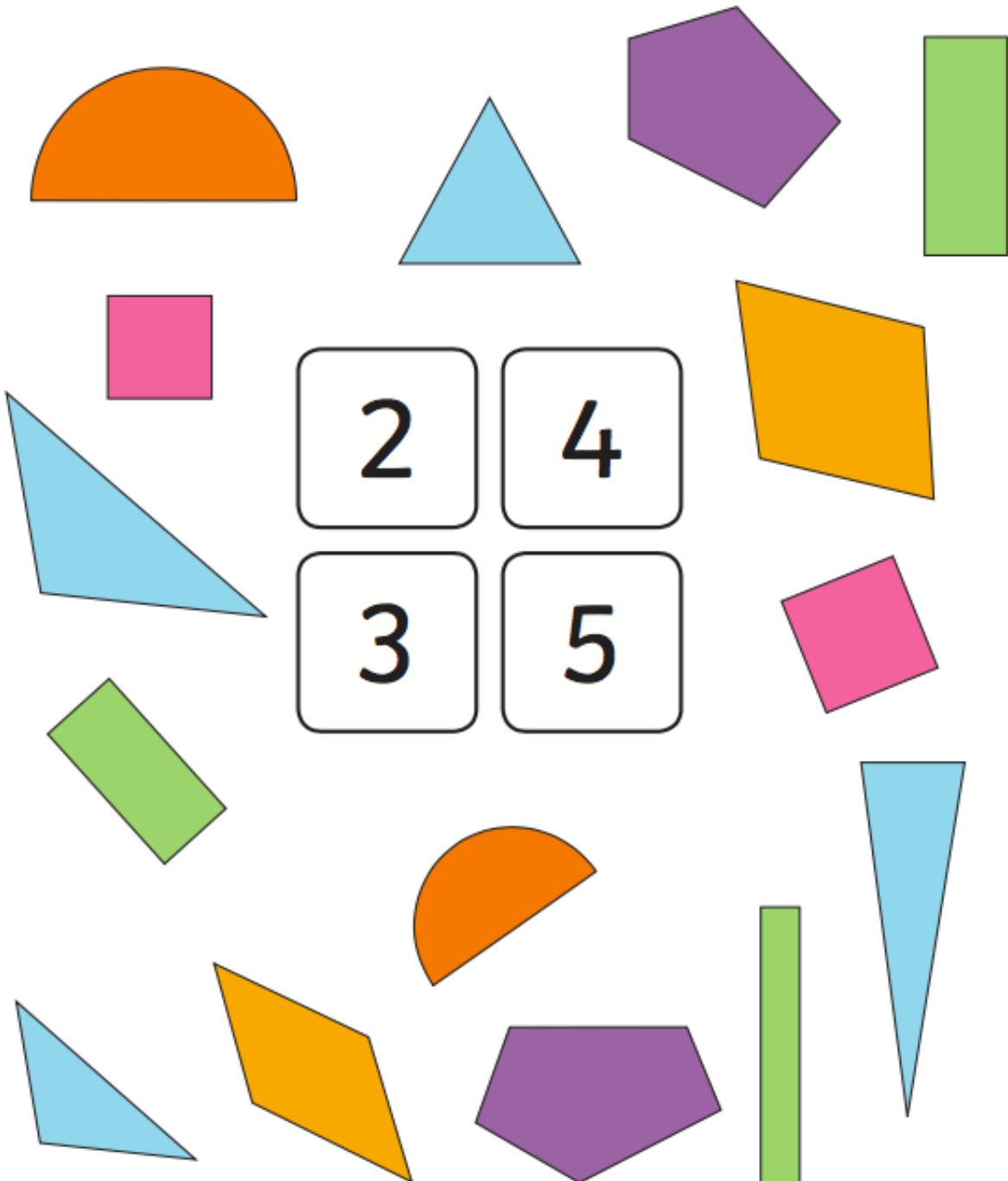
Errors: \_\_\_\_\_

# 2D Shapes

Watch this video of Jack Hartmann: <https://www.youtube.com/watch?v=svrkthG2950>

## 2D Shapes: Sides

Count all the sides on the shape and then draw a line connecting it to the correct number.



# Religion

1. Choose one of the Saints you learnt about yesterday.
2. Make a poster. Don't forget to write their name, draw a picture and write why you chose them.

---

---

---

---

---

---

Wednesday 9th June, 2021

## Reading

You need to choose a book to **read** from EPIC or a book from home.

### How to use EPIC:

1. Click on the link: <https://www.getepic.com/>
2. Enter your Class Code
3. Find your name
4. Pick a book to read!!

### Class Codes:

**2JM:** jys4044  
**2JK:** ets6966  
**2TT:** lqc4914



Your task is to **record a video** of yourself **reading a book** and upload it onto the **Student Portfolio** on ClassDojo.

### Here is what you **MUST** include/do in your video:

- Go to a quiet space and place your camera down while you record.
- Say the **TITLE** of the book
- Say the **AUTHOR** of the book
- Read with expression!
  - You could practise a few times before filming to make sure that you can read smoothly and can say the words correctly and with expression.



**Complete your specialist activities. These are posted on ClassDojo by your specialist teachers.**

Physical Education

Music

Art

Chinese

Thursday 10th June, 2021

## Reading

Re-watch the video of The Three Billy Goats gruff (<https://youtu.be/wYwunaYUS0Q>) or use the story from Monday. Answer the following comprehension questions.

# The Three Billy Goats Gruff Questions

Where did the three Billy Goats want to go?

- Up the hill.
- Across the bridge.
- Into space.

Who lived under the bridge?

- A troll
- A fairy
- 3 billy goats

What noise did the troll hear as the goats crossed the bridge?

- Slurp! Slurp! Slurp!
- Eeek, eeek, eeek!
- Trip Trap Trip Trap.

What did the small and medium sized goats say to the troll to stop him eating them?

- Don't eat me, I'm too little!
- Stay away from me!
- I'm not scared of you!

Draw your favourite part of the story.

# Writing

## What Are Informative Texts?

Informative texts provide facts about a particular topic. Some of these topics might include people, places, animals and objects.



## Types of Informative Texts


Some types of informative texts include:

- instructions
- information reports
- factual descriptions
- newspaper articles
- television documentaries.

**Choose your favourite minibeast.** Draw a picture in the middle and write 4 facts about it. One in each box.

**Facts About** \_\_\_\_\_

|               |               |
|---------------|---------------|
| <b>Fact 1</b> | <b>Fact 2</b> |
| <b>Fact 3</b> | <b>Fact 4</b> |



# Maths

## Warm up

### Round 2

1.  $4 + 9 =$

2.  $9 + 4 =$

3.  $5 + 1 =$

4.  $6 + 4 =$

5.  $8 + 1 =$

6.  $2 + 5 =$

7.  $8 + 7 =$

8.  $9 + 9 =$

9.  $6 + 5 =$

10.  $3 + 6 =$

11.  $1 + 4 =$

12.  $8 + 2 =$

13.  $2 + 3 =$

14.  $5 + 8 =$

15.  $4 + 8 =$

16.  $4 + 8 =$

17.  $1 + 2 =$

18.  $3 + 7 =$

19.  $7 + 3 =$

20.  $7 + 6 =$

Time: \_\_\_\_\_

Errors: \_\_\_\_\_




# 2D Shapes

1. Watch this video about sides and vertices: <https://www.youtube.com/watch?v=24Uv8Cl5hvl>  
**Sides are the straight lines** and **vertices are the corners**.
2. Complete this worksheet about 2D shapes and their properties. Draw the shapes instead of cutting them out. **The first one is done for you.**

## 2D Shapes: Properties

Cut out the shapes and match them to the correct description.

|                                                                                   |                                                                                |
|-----------------------------------------------------------------------------------|--------------------------------------------------------------------------------|
|  | 6 straight sides<br>6 vertices<br>This 2D shape is a <u>Hexagon</u>            |
|                                                                                   | 3 straight sides<br>3 vertices<br>This 2D shape is a _____                     |
|                                                                                   | No straight sides<br>No vertices<br>This 2D shape is a _____                   |
|                                                                                   | 4 straight sides<br>4 vertices<br>This 2D shape is a _____                     |
|                                                                                   | 4 straight sides all the same length<br>4 vertices<br>This 2D shape is a _____ |



visit [twinkl.com](https://www.twinkl.com)






## Reading

Re-watch the video of The Three Billy Goats Gruff or use the story from Monday.


# Troll



Circle some words that describe your character.

|        |         |       |          |           |          |          |
|--------|---------|-------|----------|-----------|----------|----------|
| happy  | clever  | calm  | evil     | beautiful | rude     | helpful  |
| angry  | furious | smart | handsome | honest    | friendly | wicked   |
| caring | kind    | nasty | ugly     | cross     | shy      | mean     |
| pretty | sly     | scary | moody    | bold      | fierce   | horrible |

# Big goat



Circle some words that describe your character.

|        |         |       |          |           |          |          |
|--------|---------|-------|----------|-----------|----------|----------|
| happy  | clever  | calm  | evil     | beautiful | rude     | helpful  |
| angry  | furious | smart | handsome | honest    | friendly | wicked   |
| caring | kind    | nasty | ugly     | cross     | shy      | mean     |
| pretty | sly     | scary | moody    | bold      | fierce   | horrible |

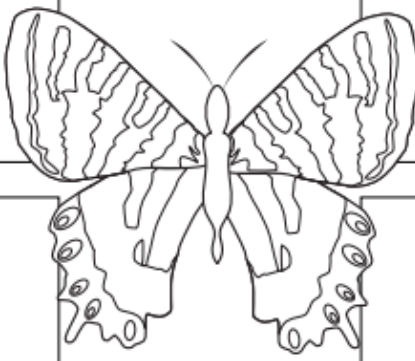
# Writing

Watch the [Informational Writing For Kids video](#).

Put the facts about butterflies under the correct headings:

## Butterflies

|                     |                         |
|---------------------|-------------------------|
| What is it?         | What does it look like? |
| Where does it live? | What does it eat?       |



|                         |                               |
|-------------------------|-------------------------------|
| insects                 | taste receptors on their feet |
| near flowers and plants | sap from trees                |
| nectar from flowers     | hot or warm climates          |
| four wings              | cold blooded creatures        |

# Maths

## Warm up

### Round 2

1.  $8 - 3 =$

2.  $9 - 3 =$

3.  $4 - 2 =$

4.  $7 - 2 =$

5.  $5 - 2 =$

6.  $6 - 6 =$

7.  $3 - 1 =$

8.  $2 - 0 =$

9.  $4 - 3 =$

10.  $7 - 2 =$

11.  $8 - 5 =$

12.  $5 - 4 =$

13.  $9 - 3 =$

14.  $6 - 5 =$

15.  $5 - 1 =$

16.  $3 - 1 =$

17.  $1 - 1 =$

18.  $8 - 6 =$

19.  $9 - 4 =$

20.  $4 - 3 =$


Time: \_\_\_\_\_

Errors: \_\_\_\_\_

## 2D Shapes

### 2D Shapes (A)

- 1 Colour the squares red, the rectangles blue and the circles green.



## Inquiry

### Design your own Minibeast - part 2

Let's remember your plan from yesterday-

How many legs?  
Wings? Spinnerets?

It eats...  
It finds food by...

It defends itself by...

#### Habitat -

Think about how your minibeast moves. Quickly or does it stay still?

Does it make a nest, hive, burrow or web?

Draw where it lives.

#### Draw your minibeast.

Don't forget segmented body - head, thorax, abdomen - eyes, wings, legs, mouth (fangs, proboscis, tongue, palps), stingers, spinnerets, etc.