

# Grade 2

# Remote Learning

# Take Home Pack

It is recommended that each day consists of:

- 45-60 minutes of literacy activities (reading and writing)
- 30-45 minutes of numeracy activities
- 30-45 minutes Additional learning areas, play-based learning and physical activity

**Contact Emails:**

2JK Miss Jess Kerlin

[Jessica.Kerlin@hestalbanssth.catholic.edu.au](mailto:Jessica.Kerlin@hestalbanssth.catholic.edu.au)

2JM Miss Julie Murnane

[Julie.Murnane@hestalbanssth.catholic.edu.au](mailto:Julie.Murnane@hestalbanssth.catholic.edu.au)

2TT Miss Thy Tran

[Thy.Tran@hestalbanssth.catholic.edu.au](mailto:Thy.Tran@hestalbanssth.catholic.edu.au)

## Term 2 Week 8

**Name:** \_\_\_\_\_

**Grade: 2**\_\_\_\_

Monday 7th June, 2021

## Reading

Watch the video of The Three Billy Goats Gruff: <https://youtu.be/wYwunaYUS0Q>. You can read a different version here. We will use this story for most of the week. After reading or watching the story video, complete the worksheet on the next page.

# The Three Billy Goats Gruff

Once upon a time, there were three Billy Goats Gruff who lived in a valley. One day, they saw a field of sweet, green grass, but to get there they had to cross a bridge and underneath there lived a terrible, grumpy troll. The three goats made a plan.

The smallest Billy Goat Gruff came to the bridge. "Who's that trip trapping over my bridge?" growled the troll.

"It's only me, the little Billy Goat Gruff," said the smallest goat.

"Then I'm going to eat you up!" roared the troll.

"Don't eat me, I'm much too little," said the smallest Billy Goat Gruff. "My brother is coming after me and he is much bigger." So the troll waited for him.

Next, the medium-sized Billy Goat Gruff came over the bridge. "Who's that trip trapping over my bridge?" growled the troll.

"It's only me, the medium-sized Billy Goat Gruff," said the goat.

"Then I'm going to eat you up!" roared the troll.

"Don't eat me, I'm much too little," said the medium-sized Billy Goat Gruff. "My brother is coming after me and he is much bigger." So the troll waited for him.

Soon, the biggest Billy Goat Gruff came over the bridge.

"Who's that trip trapping over my bridge?" growled the troll.

"It's me. Big Billy Goat Gruff," said the goat.

"Then I'm going to eat you up!" roared the troll.


"Oh no you won't!" shouted the biggest goat, and he charged at the troll. Smack! He butted him right over the edge of the bridge. The troll fell into the river and was never seen again.

The big Billy Goat Gruff joined his brothers. They found their field of sweet, green grass and ate lots.



# Favourite Character

Draw a picture of your favourite character from the book.



Why is this your favourite character?

---

---

---

---

---

---

---

---

Why is this character important?

---

---

---

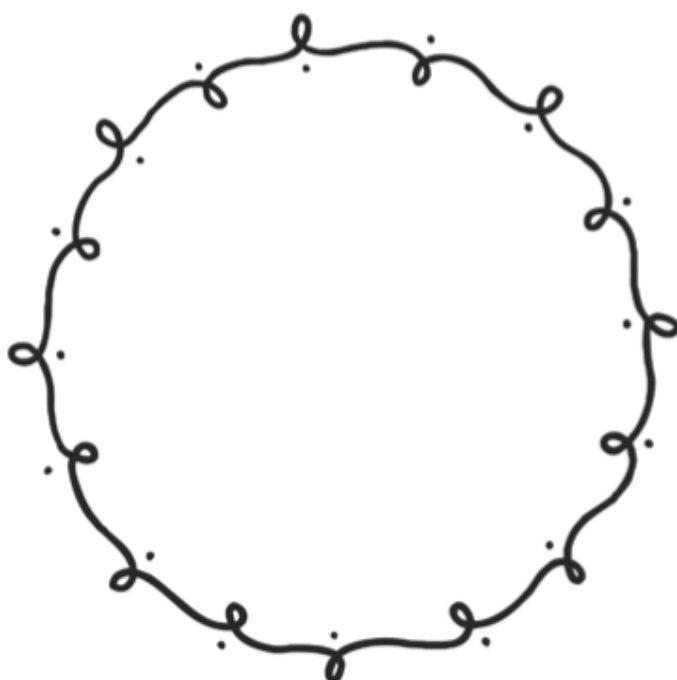
---

---

---

---

---



# Writing

## The Facts On Facts!

Informative texts contain facts. Facts are true statements about the topic that can be proven. For example...



Fire fighters  
fight fires.



A mountain is  
a landform.



Cows eat  
grass.



Diggers are big  
machines.

Write down any 2 facts that you know:

1. \_\_\_\_\_

2. \_\_\_\_\_

Next, watch the [Fact or Opinion for Kids video](#) on YouTube.

Sort out the statements below into Facts or Opinions about Caterpillars.

### Facts and Opinions - Caterpillars

Facts	Opinions

Caterpillars like salami more than apples.	Caterpillars come from eggs.
Caterpillars build cocoons.	All butterflies are beautiful.
Caterpillars eat leaves.	Caterpillars are greedy insects.
Caterpillars like sunny days.	Caterpillars turn into butterflies.

# Addition

## Round 1

1.  $1 + 3 =$
2.  $3 + 3 =$
3.  $6 + 1 =$
4.  $3 + 8 =$
5.  $2 + 5 =$
6.  $8 + 1 =$
7.  $2 + 5 =$
8.  $2 + 1 =$
9.  $5 + 2 =$
10.  $7 + 2 =$
11.  $1 + 2 =$
12.  $4 + 9 =$
13.  $4 + 8 =$
14.  $8 + 6 =$
15.  $1 + 7 =$
16.  $6 + 9 =$
17.  $9 + 4 =$
18.  $9 + 6 =$
19.  $5 + 7 =$
20.  $7 + 4 =$

Time: \_\_\_\_\_

Errors: \_\_\_\_\_

## Round 2

1.  $4 + 9 =$
2.  $9 + 4 =$
3.  $5 + 1 =$
4.  $6 + 4 =$
5.  $8 + 1 =$
6.  $2 + 5 =$
7.  $8 + 7 =$
8.  $9 + 9 =$
9.  $6 + 5 =$
10.  $3 + 6 =$
11.  $1 + 4 =$
12.  $8 + 2 =$
13.  $2 + 3 =$
14.  $5 + 8 =$
15.  $4 + 8 =$
16.  $4 + 8 =$
17.  $1 + 2 =$
18.  $3 + 7 =$
19.  $7 + 3 =$
20.  $7 + 6 =$

Time: \_\_\_\_\_

Errors: \_\_\_\_\_

## Round 3

1.  $9 + 4 =$
2.  $6 + 5 =$
3.  $8 + 6 =$
4.  $7 + 3 =$
5.  $4 + 2 =$
6.  $6 + 1 =$
7.  $6 + 7 =$
8.  $8 + 8 =$
9.  $1 + 9 =$
10.  $5 + 6 =$
11.  $4 + 5 =$
12.  $7 + 2 =$
13.  $9 + 3 =$
14.  $6 + 6 =$
15.  $3 + 4 =$
16.  $5 + 9 =$
17.  $8 + 9 =$
18.  $7 + 8 =$
19.  $9 + 7 =$
20.  $5 + 5 =$

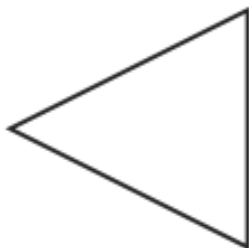
Time: \_\_\_\_\_

Errors: \_\_\_\_\_

## 2D Shapes

1. Watch this video (it will help you with the activity):  
<https://www.youtube.com/watch?v=5uWQR6EhKII>
2. Complete this worksheet about 2D shapes. When you have finished, find different shapes around your house that match the shapes on the sheet and take a photo of them on ClassDojo.

### Name the 2D Shape



Number of sides \_\_\_\_\_  
 Name \_\_\_\_\_



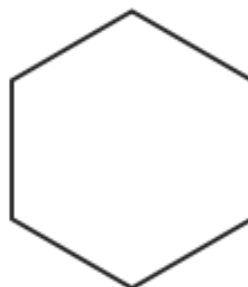
Number of sides \_\_\_\_\_  
 Name \_\_\_\_\_



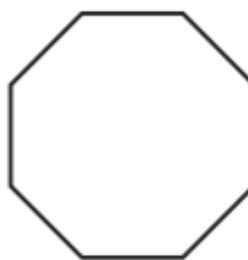
Number of sides \_\_\_\_\_  
 Name \_\_\_\_\_



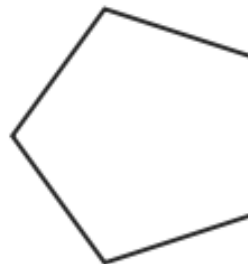
Number of sides \_\_\_\_\_  
 Name \_\_\_\_\_



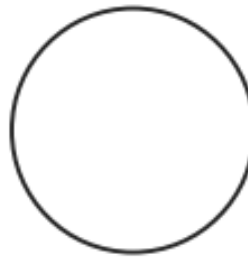
Number of sides \_\_\_\_\_  
 Name \_\_\_\_\_



Number of sides \_\_\_\_\_  
 Name \_\_\_\_\_



Number of sides \_\_\_\_\_  
 Name \_\_\_\_\_



Number of curved sides \_\_\_\_\_  
 Name \_\_\_\_\_

# Religion

## Saints

Watch any 2 videos about Saints of your choice:

1. **Saint Margaret:** <https://www.youtube.com/watch?v=Db59POgZHT8> (start at 1:08)
2. **Saint John of the Cross** <https://www.youtube.com/watch?v=o6gjUbs5iZ4> (start at 1:00)
3. **Saint Anastasia** [https://www.youtube.com/watch?v=o\\_\\_CU0TOPBw](https://www.youtube.com/watch?v=o__CU0TOPBw) (start at 0:20)
4. **Saint Blaise** <https://www.youtube.com/watch?v=g7Tkqj4r2zY> (start at 1:25)
5. **Saint Vincent de Paul** <https://www.youtube.com/watch?v=0RHBqt3nads> (start at 1:27)

Write 5 interesting facts about the two Saints you have learnt about.

**Saint** \_\_\_\_\_

1. \_\_\_\_\_  
\_\_\_\_\_.
2. \_\_\_\_\_  
\_\_\_\_\_.
3. \_\_\_\_\_  
\_\_\_\_\_.
4. \_\_\_\_\_  
\_\_\_\_\_.
5. \_\_\_\_\_  
\_\_\_\_\_.

**Saint** \_\_\_\_\_


1. \_\_\_\_\_  
\_\_\_\_\_.
2. \_\_\_\_\_  
\_\_\_\_\_.
3. \_\_\_\_\_  
\_\_\_\_\_.
4. \_\_\_\_\_  
\_\_\_\_\_.
5. \_\_\_\_\_  
\_\_\_\_\_.

Tuesday 8th June, 2021

## Reading

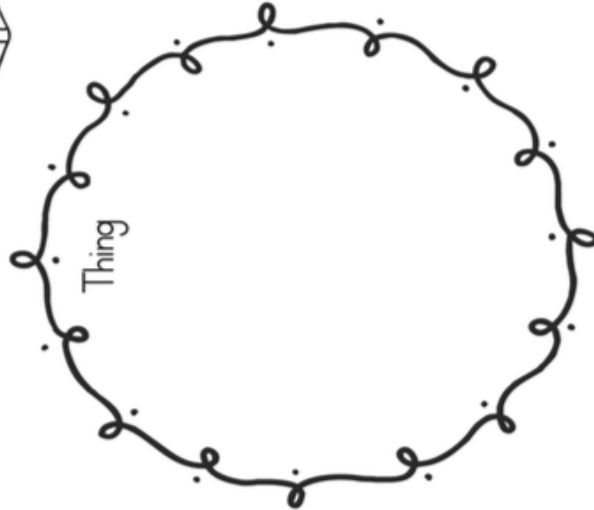
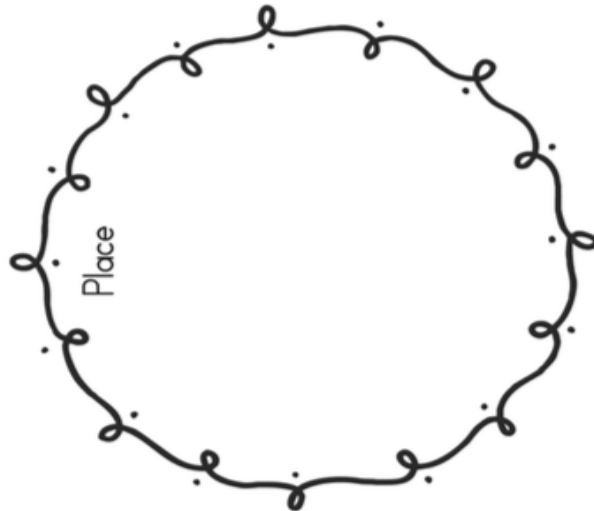
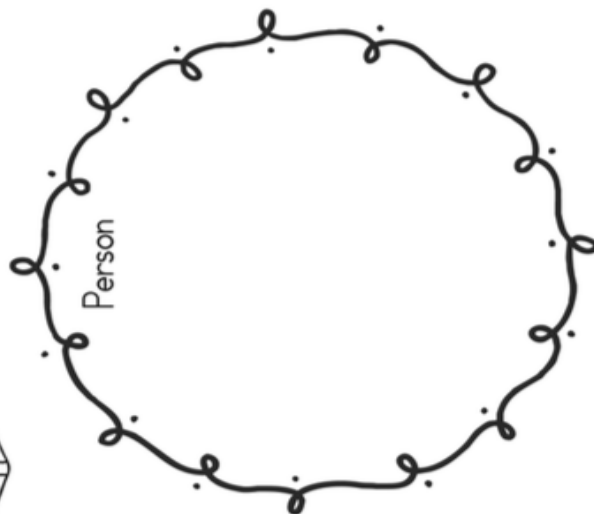
Watch the story of the Three Billy Goats Gruff again (<https://youtu.be/wYwunaYUS0Q>) and complete this activity about NOUNS. Remember a noun can be a PERSON, a PLACE or a THING.

Name: \_\_\_\_\_ Date: \_\_\_\_\_



# Nouns - Person, Place, Thing

Find a person, place and a thing from your story and use them in a sentence.



1.

2.

3.


# Writing

## Remember:

A **fact** is something that you can prove.

An **opinion** is something that you think.

## Fact and Opinion



Sort these statements into the correct sections for Facts and Opinions.

Spiders are scary.	Spiders have eight legs.
Caterpillars turn into butterflies.	Butterflies are so beautiful.
Ladybirds are very friendly.	Ladybirds eat aphids.
Stick insects can regrow broken limbs.	Stick insects are the best at hiding.

Write down any 3 more **FACTS** about minibeasts:

1. \_\_\_\_\_
2. \_\_\_\_\_
3. \_\_\_\_\_

# Subtraction

## Round 1

1.  $9 - 3 =$
2.  $5 - 3 =$
3.  $4 - 1 =$
4.  $3 - 2 =$
5.  $5 - 4 =$
6.  $9 - 1 =$
7.  $3 - 1 =$
8.  $8 - 5 =$
9.  $4 - 2 =$
10.  $5 - 4 =$
11.  $6 - 5 =$
12.  $6 - 3 =$
13.  $9 - 8 =$
14.  $7 - 6 =$
15.  $2 - 1 =$
16.  $9 - 9 =$
17.  $8 - 4 =$
18.  $4 - 2 =$
19.  $2 - 1 =$
20.  $7 - 4 =$

Time: \_\_\_\_\_

Errors: \_\_\_\_\_

## Round 2

1.  $8 - 3 =$
2.  $9 - 3 =$
3.  $4 - 2 =$
4.  $7 - 2 =$
5.  $5 - 2 =$
6.  $6 - 6 =$
7.  $3 - 1 =$
8.  $2 - 0 =$
9.  $4 - 3 =$
10.  $7 - 2 =$
11.  $8 - 5 =$
12.  $5 - 4 =$
13.  $9 - 3 =$
14.  $6 - 5 =$
15.  $5 - 1 =$
16.  $3 - 1 =$
17.  $1 - 1 =$
18.  $8 - 6 =$
19.  $9 - 4 =$
20.  $4 - 3 =$

Time: \_\_\_\_\_

Errors: \_\_\_\_\_

## Round 3

1.  $9 - 6 =$
2.  $5 - 4 =$
3.  $4 - 2 =$
4.  $4 - 2 =$
5.  $7 - 3 =$
6.  $1 - 1 =$
7.  $9 - 0 =$
8.  $4 - 1 =$
9.  $8 - 7 =$
10.  $7 - 3 =$
11.  $3 - 1 =$
12.  $7 - 2 =$
13.  $6 - 0 =$
14.  $2 - 1 =$
15.  $5 - 4 =$
16.  $3 - 2 =$
17.  $6 - 2 =$
18.  $5 - 5 =$
19.  $8 - 3 =$
20.  $6 - 6 =$

Time: \_\_\_\_\_

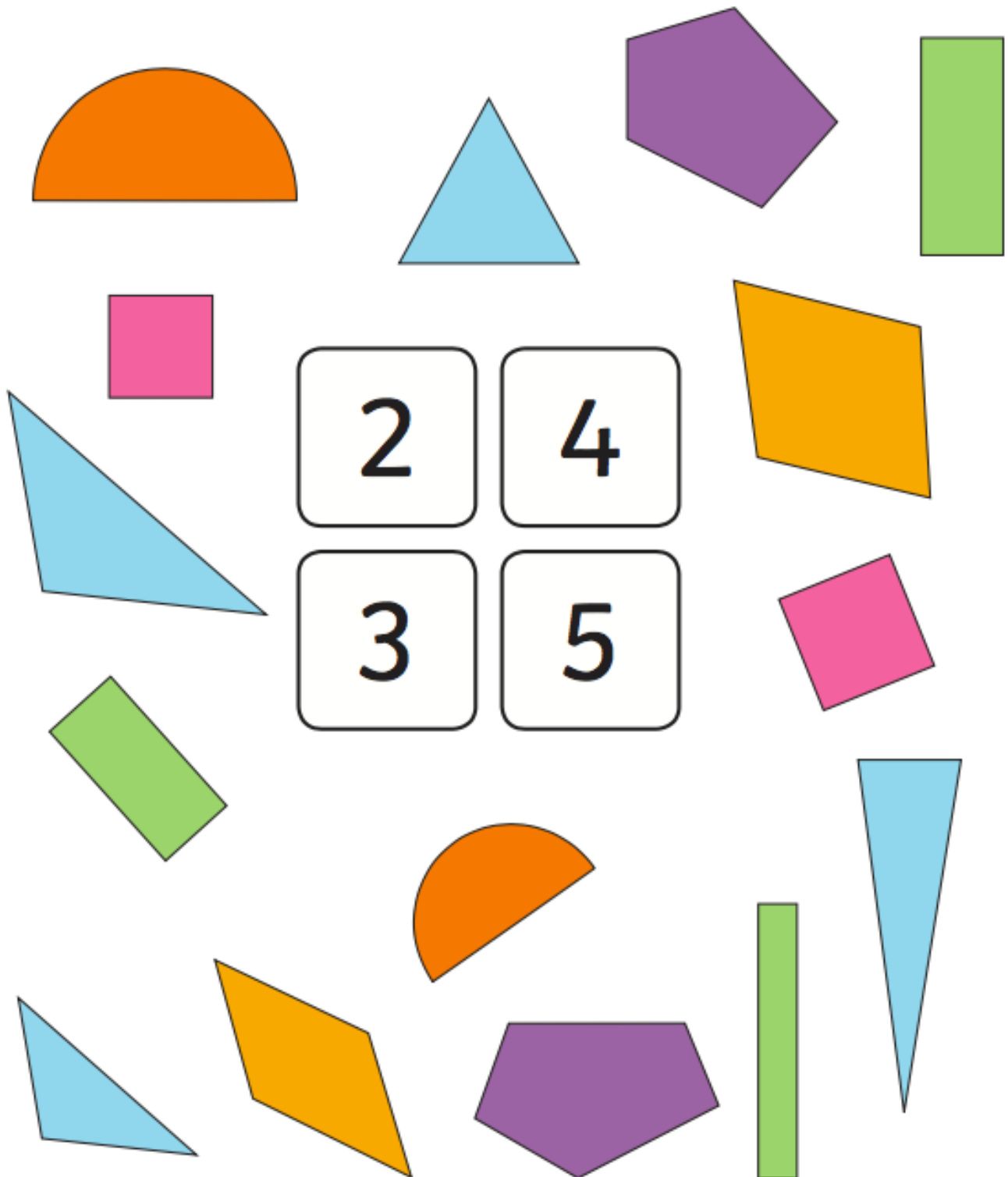
Errors: \_\_\_\_\_

## 2D Shapes

Watch this video of Jack Hartmann: <https://www.youtube.com/watch?v=svrkthG2950>

# 2D Shapes: Sides

Count all the sides on the shape and then draw a line connecting it to the correct number.



## Religion

1. Choose one of the Saints you learnt about yesterday.
2. Make a poster. Don't forget to write their name, draw a picture and write why you chose them.

---

---

---

---

---

Wednesday 9th June, 2021

## Reading

You need to choose a book to **read** from EPIC or a book from home.

### How to use EPIC:

1. Click on the link: <https://www.getepic.com/>
2. Enter your Class Code
3. Find your name
4. Pick a book to read!!

### Class Codes:

**2JM:** jys4044  
**2JK:** ets6966  
**2TT:** lqc4914



Your task is to **record a video** of yourself **reading a book** and upload it onto the **Student Portfolio** on ClassDojo.

### Here is what you **MUST** include/do in your video:

- Go to a quiet space and place your camera down while you record.
- Say the **TITLE** of the book
- Say the **AUTHOR** of the book
- Read with expression!
  - You could practise a few times before filming to make sure that you can read smoothly and can say the words correctly and with expression.



**Complete your specialist activities. These are posted on ClassDojo by your specialist teachers.**

Physical Education

Music

Art

Chinese

# Commonly Misspelt Words 1

a d e w o l l a t r e y  
b e l i e v e t s m f j  
y z a b c c d b a g h k  
k l m n a e r e f w r e  
w x y n w o l d k q e d  
i j n o u i o c a e r p  
u o l g h z a a e n i s  
n l h w k l m n r e h i  
a t a v w x y t b e a t  
a t r e y b j f t g g e  
t s m f j h k f d r t r  
b a g t h g u a c o h e

allowed  
awhile  
believe  
breakfast

brought  
cannon  
can't  
caught

Thursday 10th June, 2021

## Reading

Re-watch the video of The Three Billy Goats gruff (<https://youtu.be/wYwunaYUS0Q>) or use the story from Monday. Answer the following comprehension questions.

# The Three Billy Goats Gruff Questions

1. Where did the three Billy Goats Gruff want to go?

---

2. Write down one thing that the troll says over and over again.

---

3. Who lived under the bridge?

---

4. Which Billy Goat Gruff went first?

---

5. What could the troll hear as the goats crossed the bridge?

---

6. What did the first two goats say to the troll to make him wait?

---

7. Do you like that the biggest goat butted the troll over the bridge? Why?

---

---

8. Which is your favourite part of the story?

---

---

# Writing

## What Are Informative Texts?

Informative texts provide facts about a particular topic. Some of these topics might include people, places, animals and objects.



## Types of Informative Texts

Some types of informative texts include:

- instructions
- information reports
- factual descriptions
- newspaper articles
- television documentaries.


Can you think of any other types of Informative texts?

---

---

**Choose your favourite minibeast.** Draw a picture in the middle and write 4 facts about it. One in each box.

**Facts About** \_\_\_\_\_

<b>Fact 1</b>		<b>Fact 2</b>
<b>Fact 3</b>		<b>Fact 4</b>

# Addition

## Round 1

1.  $12 + 1 =$
2.  $15 + 2 =$
3.  $18 + 2 =$
4.  $18 + 9 =$
5.  $19 + 6 =$
6.  $17 + 7 =$
7.  $10 + 8 =$
8.  $11 + 2 =$
9.  $16 + 5 =$
10.  $11 + 4 =$
11.  $17 + 3 =$
12.  $12 + 7 =$
13.  $10 + 3 =$
14.  $13 + 4 =$
15.  $12 + 5 =$
16.  $14 + 8 =$
17.  $19 + 1 =$
18.  $16 + 9 =$
19.  $13 + 6 =$
20.  $14 + 1 =$

Time: \_\_\_\_\_

Errors: \_\_\_\_\_

## Round 2

1.  $10 + 3 =$
2.  $11 + 3 =$
3.  $14 + 8 =$
4.  $16 + 4 =$
5.  $13 + 7 =$
6.  $18 + 1 =$
7.  $17 + 4 =$
8.  $19 + 1 =$
9.  $20 + 9 =$
10.  $21 + 4 =$
11.  $20 + 6 =$
12.  $23 + 6 =$
13.  $24 + 2 =$
14.  $16 + 5 =$
15.  $18 + 2 =$
16.  $17 + 8 =$
17.  $18 + 7 =$
18.  $19 + 9 =$
19.  $26 + 5 =$
20.  $24 + 8 =$

Time: \_\_\_\_\_

Errors: \_\_\_\_\_

## Round 3

1.  $32 + 1 =$
2.  $36 + 8 =$
3.  $29 + 7 =$
4.  $27 + 6 =$
5.  $31 + 4 =$
6.  $24 + 7 =$
7.  $22 + 8 =$
8.  $23 + 10 =$
9.  $28 + 9 =$
10.  $33 + 2 =$
11.  $30 + 5 =$
12.  $35 + 4 =$
13.  $21 + 3 =$
14.  $39 + 2 =$
15.  $34 + 9 =$
16.  $40 + 6 =$
17.  $37 + 5 =$
18.  $38 + 10 =$
19.  $26 + 3 =$
20.  $25 + 1 =$

Time: \_\_\_\_\_

Errors: \_\_\_\_\_

# 2D Shapes

1. Watch this video about sides and vertices: <https://www.youtube.com/watch?v=24Uv8Cl5hvl>  
**Sides are the straight lines** and **vertices are the corners**.
2. Complete this worksheet about 2D shapes and their properties. Draw the shapes instead of cutting them out.

## 2D Shapes: Properties

Cut out the shapes and match them to the correct description.

	6 straight sides 6 vertices This 2D shape is a _____
	3 straight sides 3 vertices This 2D shape is a _____
	No straight sides No vertices This 2D shape is a _____
	4 straight sides 4 vertices This 2D shape is a _____
	4 straight sides all the same length 4 vertices This 2D shape is a _____



visit [twinkl.com](https://www.twinkl.com)



## Design your own Minibeast - part 1

<p>How many <u>legs</u> will it have?</p> <p>_____ legs</p> <ul style="list-style-type: none"><li>• Will it have wings?</li><li>• Will it have wing coverings like beetles?</li><li>• Will it have spinnerets?</li><li>• How many eyes?</li></ul>	<p>What will it eat?</p> <p>Is it a herbivore?</p> <p>Carnivore? Omnivore?</p> <p>How will it find food?</p> <p>What is in its habitat?</p>	<p>How will it defend itself?</p> <ul style="list-style-type: none"><li>• Camouflage?</li><li>• Bright Colouring?</li><li>• Will it spray liquid?</li><li>• Will it sting or bite?</li></ul>
---	---	--

<p><u>Draw a detailed picture of a leg:-</u> include hairs, joints, feet, claws...</p>	<p>Draw and write your ideas -</p>	<p>Draw and write your ideas -</p>
<p>Draw the eyes ...</p>		


Tomorrow you will use this information to draw your minibeast - don't forget head, thorax, abdomen, wings, legs, mouth (fangs, proboscis, palps).

Friday 11th June, 2021

## Reading

Re-watch the video of The Three Billy Goats Gruff (<https://youtu.be/wYwunaYUS0Q>) or use the story from Monday.


### Troll



Circle some words that describe your character.

happy	clever	calm	evil	beautiful	rude	helpful
angry	furious	smart	handsome	honest	friendly	wicked
caring	kind	nasty	ugly	cross	shy	mean
pretty	sly	scary	moody	bold	fierce	horrible

### Big goat



Circle some words that describe your character.

happy	clever	calm	evil	beautiful	rude	helpful
angry	furious	smart	handsome	honest	friendly	wicked
caring	kind	nasty	ugly	cross	shy	mean
pretty	sly	scary	moody	bold	fierce	horrible

# Writing

Watch the [Informational Writing For Kids video](#).

Answer these questions:

1. Why do people write informative texts?

---

2. What does 'non-fiction' mean?

---


3. What text features might you find in an informative text?

---

Put the facts about butterflies under the correct headings:

## Butterflies

What is it?	What does it look like?
Where does it live?	What does it eat?



insects	taste receptors on their feet
near flowers and plants	sap from trees
nectar from flowers	hot or warm climates
four wings	cold blooded creatures

# Subtraction

**Round 1**

1.  $18 - 6 =$
2.  $12 - 8 =$
3.  $14 - 1 =$
4.  $15 - 2 =$
5.  $14 - 7 =$
6.  $17 - 3 =$
7.  $18 - 8 =$
8.  $15 - 4 =$
9.  $13 - 7 =$
10.  $10 - 9 =$
11.  $19 - 4 =$
12.  $16 - 6 =$
13.  $17 - 5 =$
14.  $11 - 3 =$
15.  $13 - 1 =$
16.  $12 - 2 =$
17.  $16 - 6 =$
18.  $11 - 5 =$
19.  $10 - 9 =$
20.  $19 - 4 =$

Time: \_\_\_\_\_

Errors: \_\_\_\_\_

**Round 2**

1.  $13 - 3 =$
2.  $19 - 1 =$
3.  $10 - 5 =$
4.  $18 - 2 =$
5.  $20 - 5 =$
6.  $17 - 2 =$
7.  $19 - 6 =$
8.  $23 - 8 =$
9.  $11 - 4 =$
10.  $14 - 4 =$
11.  $21 - 9 =$
12.  $20 - 0 =$
13.  $16 - 7 =$
14.  $17 - 3 =$
15.  $18 - 5 =$
16.  $16 - 8 =$
17.  $26 - 1 =$
18.  $24 - 6 =$
19.  $24 - 9 =$
20.  $18 - 7 =$

Time: \_\_\_\_\_

Errors: \_\_\_\_\_

**Round 3**

1.  $25 - 3 =$
2.  $36 - 5 =$
3.  $30 - 10 =$
4.  $37 - 2 =$
5.  $31 - 10 =$
6.  $38 - 3 =$
7.  $34 - 1 =$
8.  $26 - 9 =$
9.  $28 - 8 =$
10.  $32 - 9 =$
11.  $35 - 7 =$
12.  $29 - 6 =$
13.  $24 - 6 =$
14.  $33 - 1 =$
15.  $27 - 5 =$
16.  $40 - 8 =$
17.  $39 - 7 =$
18.  $22 - 2 =$
19.  $23 - 4 =$
20.  $21 - 4 =$

Time: \_\_\_\_\_


Errors: \_\_\_\_\_

# 2D Shapes

## Activity 1:

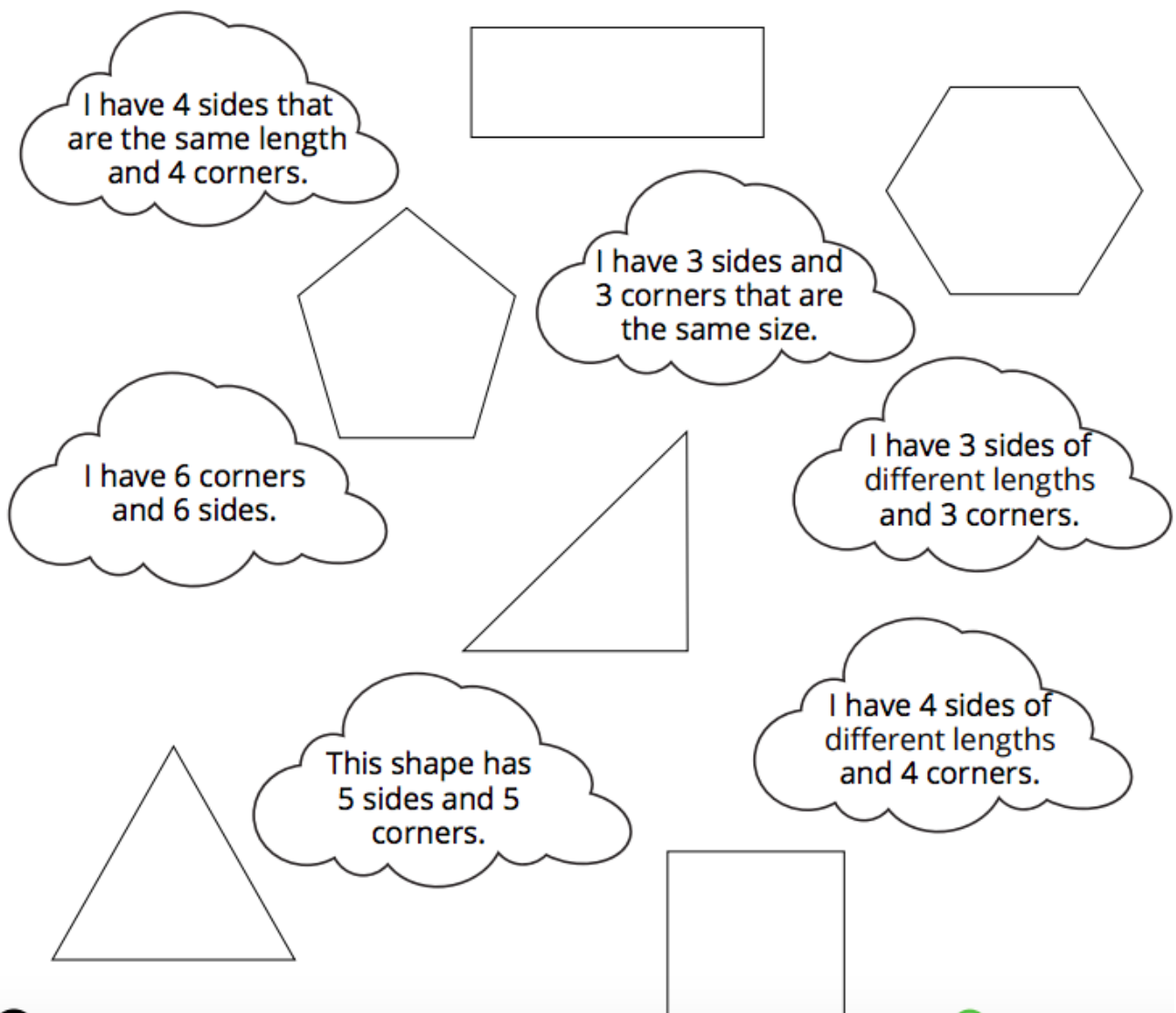
### 2D Shapes (A)

- ① Colour the squares red, the rectangles blue and the circles green.



## Activity 2:

- ② Colour each shape the same colour as its matching set of clues in the clouds.



## Inquiry

### Design your own Minibeast - part 2

Let's remember your plan from yesterday-

How many legs?

Wings? Spinnerets?

It eats...

It finds food by...

It defends itself by...

#### Habitat -

Think about how your minibeast moves in its habitat. Does it move quickly or stay still?

Does it make a nest, hive, burrow or web? Does it live near its food?

Draw what is in its habitat-

#### Draw your minibeast.

Don't forget segmented body - head, thorax, abdomen - eyes, wings, legs, mouth (fangs, proboscis, tongue, palps), stingers, spinnerets, etc.