





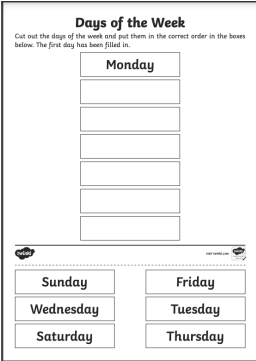

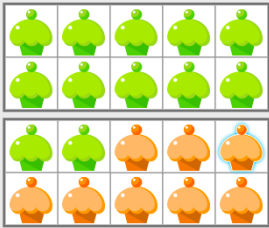


WEEKS 2 & 3				
July 21st	July 22nd	July 23rd	July 26th	July 27th
Wednesday	Thursday	Friday	Monday	Tuesday
<p>READING</p> <p>Practise reading and spelling your words in your green folder.</p> <p>Read a story from Sunshine Online or Storyline Online.</p> <p>https://www.sunshineonline.com.au/</p> <p>Login Details Username: heps3021 Password: heps3021</p>	<p>READING</p> <p>Listen to the story 'When a Dragon Moves In' on Storyline Online.</p> <p>When A Dragon Moves In</p> <p>Draw a picture of your favourite part of the story.</p> <p>Use the sentence starter below to write a sentence to match your picture.</p> <p>"My favourite part of the story was..."</p>	<p>READING</p> <p>Choose a book to read to your mum or dad.</p> <p>Practise reading and spelling the words in the green word folder.</p> <p>Practise your spelling words. Do 'Look, Say, Cover, Write and Check' with the words.</p>	<p>READING Watch:</p> <p> The Reading Machine 1</p> <p>Worksheet: CVC Word Shapes</p> <p>Look at the picture and write the correct CVC word in the boxes</p> 	<p>READING</p> <p>Listen to your teacher read a book on ClassDojo.</p> <p>Complete the sentence starter, "I like this story because ..." or "I did not like this story because ..." on paper/exercise book.</p>
<p>WRITING</p> <p>Watch, sing and practise your letters and sounds</p> <p>Phonics Song 2</p> <p>Write a recount about what you had for dinner.</p> <p>When? Last night What did you eat? Who did you eat with?</p> <p>Don't forget to stretch out the words and write the first letters & write words you know how to spell.</p>	<p>WRITING</p> <p>Worksheet: Sentence Building</p> <p>Read the sentence. Cut out the words at the bottom of the page to make a complete sentence. Paste the words in the boxes and write the sentence on the line.</p> 	<p>WRITING</p> <p>Use the image below to write a creative sentence.</p>  <p>"In the magical castle , I saw..."</p> <p>Don't forget to stretch out the words and write the first letters</p>	<p>WRITING</p> <p>Watch: On The Weekend (weekend recount song)</p> <p>Write a sentence about something you did on the weekend. Include when it happened (on the weekend) and what you did (played outside, read a book, etc). Read your sentence back to an adult.</p> <p>Don't forget to stretch out the words and write the first letters & write words you know how to spell.</p>	<p>WRITING</p> <p>Watch, sing and practise your letters and sounds</p> <p>Phonics Song 2</p> <p>Watch: On The Weekend (weekend recount song)</p> <p>Continue on with your recount from yesterday. Write a sentence about who you did the activity with (Mum, Dad, brother, sister, etc). Read your sentence back to an adult.</p> <p>Don't forget to stretch out the</p>

		& write words you know how to spell.		words and write the first letters & write words you know how to spell.
<p>Parents please let your child attempt to spell the words on their own. We encourage children to have a go and learn from their mistakes. Please do not tell them how to spell the words, only prompt them to stretch out the word and write the letters/sounds they can hear. Making mistakes is OK! It is how we learn.</p>				
Break				
<p>MATHS Watch:</p> <p>▶ The Counting Down fro...</p> <p>Worksheet: Counting Backwards from 20</p> <p>Fill in the missing numbers starting from 20 down to 1 in the boxes and on the ducks.</p> 	<p>MATHS Watch:</p> <p>▶ Cubie the Ice Cube C...</p> <p>Worksheet: Cube Maze</p> <p>Find and colour all the cubes on the worksheet.</p> 	<p>MATHS Watch:</p> <p>Days of the Week Song</p> <p>Worksheet: Days of the Week</p> <p>Cut and paste or write in the days of the week in the correct order.</p> 	<p>MATHS Watch:</p> <p>When You Add with a Pirate (addition song for kids)</p> <p>Use the website below to show different ways to make 10.</p> <p>Ten Frame Manipulatives Coolmath4Kids</p> <p>For example: $7 + 3 = 10$</p>  <p>If you do not have access to a device you can print out the ten frame template or draw some ten frames on a piece of paper.</p> <p>Challenge: Can you show different ways to make 20? For example: $12 + 8 = 20$</p> 	<p>MATHS Have some fun with Maths!</p> <p>Choose a Maths site from below and do the activities.</p> <p>Count the Yeti 1 - 10</p> <p>Teddy Numbers</p> <p>Ladybird Spots - Counting, Matching and Ordering</p> <p>Caterpillar Ordering and Sequencing</p> <p>Addition To 10</p> <p>Robot Addition</p>

Break

RELIGION

Watch

 **Earth's Water SONG | S...**

With an adult, talk about where we find water and why it is important.

Think and draw some things that God created that you could find in ponds, lakes, rivers or oceans.

INQUIRY

Watch

Seasons of the year
<https://www.youtube.com/watch?v=TotB6fCAgGg>

Divide your paper in four to show four boxes. Write summer, Autumn, winter and spring, one season in each box. Children draw an activity that represents that season. Summer- beach, etc

RELIGION

Draw a picture to show your favourite part of God's creation.

SPECIALIST

Complete the activities given to you for Music, Sport, Chinese and Art.

INQUIRY/SEL

[The Feelings Song](#)

[Sesame Street: Name That Emotion with Murray!](#)

Watch the clip

Talk about how you are feeling today with an adult. Then draw your face showing how you are feeling today.

Counting Backwards from 20


Name: _____

Teach **THIS**

20				16				12							5				1
----	--	--	--	----	--	--	--	----	--	--	--	--	--	--	---	--	--	--	---

		18			15					10			7	6			3		
--	--	----	--	--	----	--	--	--	--	----	--	--	---	---	--	--	---	--	--

			17				13	12				8	7					2	
--	--	--	----	--	--	--	----	----	--	--	--	---	---	--	--	--	--	---	--



Name: _____

Sentence Building!

Read the sentence. Cut out the words at the bottom of the page to make a complete sentence. Paste the words in the boxes and write the sentence on the line.



The girl is sad.

--	--	--	--


<i>girl</i>	<i>The</i>	<i>sad.</i>	<i>is</i>
-------------	------------	-------------	-----------

Name _____

Date _____

CUBE MAZE

Color the cubes to help dog find her way to the bone.



Days of the Week

Cut out the days of the week and put them in the correct order in the boxes below. The first day has been filled in.

Monday



visit [twinkl.com](https://www.twinkl.com)



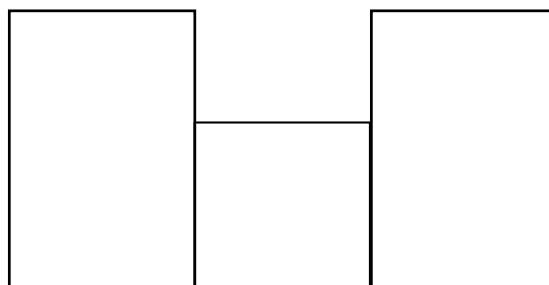
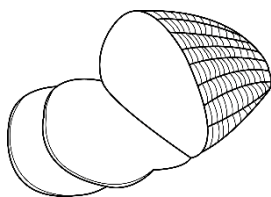
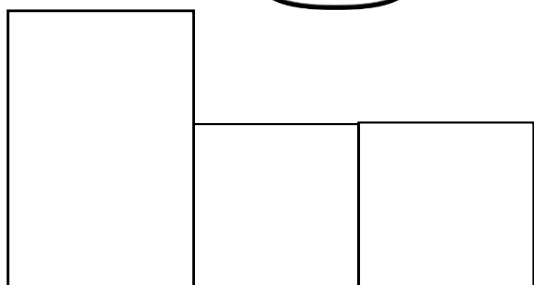


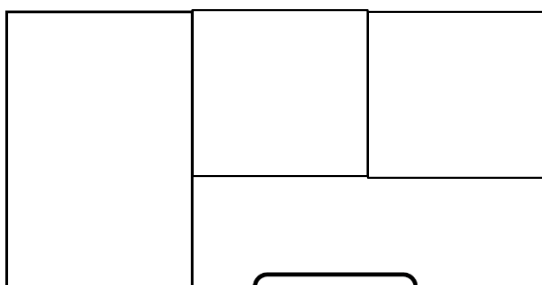

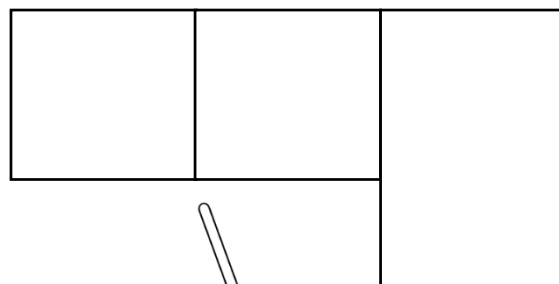
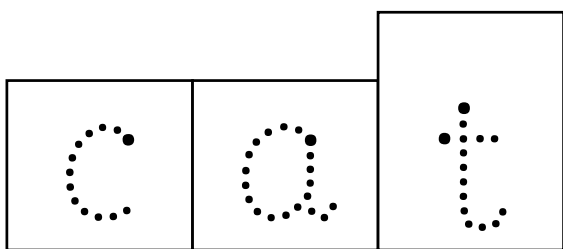
Sunday
Wednesday
Saturday

Friday
Tuesday
Thursday

CVC WORDS SHAPES

Teach **THIS**

Write the correct CVC word in the boxes.



mop

cat

jam

hat

ham

sun