



Holy Eucharist Catholic Primary School

1a Oleander Drive, St Albans South. VIC 3021

Phone: 8312 0900 Fax: 9366 8192

www.hestalbanssth.catholic.edu.au



Grade 1






Remote Learning Pack



Week Beginning - Monday 30th August 2021

Grade 1 - Term 3 Week 8 Remote Learning

Name: _____ Grade 1 _____

****Zoom session at 1pm daily unless your teacher is on-site. Check if your teacher has posted a Zoom link on your Class Story on ClassDojo.**

Term 3 Week 8	Literacy (45-60 minutes)	Numeracy (30-45 minutes)	Additional Learning Areas (30-45 minutes)
Monday 30/08/2021	<p><u>Reading</u></p> <p>Log on and select a book on Story Box Library</p>  <p>https://storyboxlibrary.com.au/</p> <p><u>Log in details:</u> <u>Username:</u> heps3021 <u>Password:</u> heps3021</p> <p>Log on to PM eCollection using your individual login details (provided by your teacher) and select a book to read</p>  <p>https://app.pmecollection.com.au/</p> <p>**Talk to a family member about what you have read today.</p>	<p><u>Number</u></p> <p>Hundreds Board Mystery Picture 1</p> <p>**<i>(Refer to page 3)</i></p> <p>Colour in the number squares the correct colour based on the instructions above the chart.</p> <p>What mystery picture did you make?</p>	<p><u>Well-Being</u></p>  <p>RESILIENCE</p> <p>Sometimes when one thing worries us it can feel like everything is worse than it really is.</p> <p>Draw a squiggly line to what it feels like inside when you are worried.</p> <p>Write down and draw who you can talk to when you're worried. For example: Parents or carers, Grandparents...</p> <p>Begin with the sentence starter:</p> <p><i>Who I can talk to when I am worried is.....</i></p> <p>Think About: When something is scary, what do you do? Did you know you can do things to help yourself feel calm when things seem scary?</p> <p>Watch this video to learn about it: 'Building Resilience with Hunter and Eve' (2:32).</p> <p>Scan the QR Code or click the link https://youtu.be/losfxbMKwPo</p> 
	<p><u>Writing</u></p>  <p>Read Goldilocks and the Three Bears (**Refer to pages 1-2)</p> <p>Or watch the video of the story: https://www.youtube.com/watch?</p>	<p><u>Fractions</u></p> <p>Colour and Write One Half (**Refer to page 4)</p> <p>Look at the pictures and colour in the objects in half. Write half of what the number represents.</p>	

	<p>v=qOJ_A5tgBKM</p> <p>Identify the setting, characters, problem and resolution in the story.</p> <p>Use these sentence starters to help you.</p> <p><i>The story took place...</i></p> <p><i>The characters in the story were...</i></p> <p><i>The problem in the story was...</i></p> <p><i>The problem was solved by...</i></p> <p>Draw a picture of the setting, characters, problem and resolution under each sentence.</p>		<p>Try it out: Practise breathing the way Eve explained in the video. What did it feel like?</p>
<p>Tuesday 31/08/2021</p>	<p><u>Reading</u></p> <p>Log on and select a book on Story Box Library</p> <p></p> <p>https://storyboxlibrary.com.au/</p> <p><u>Log in details:</u> <u>Username:</u> heps3021 <u>Password:</u> heps3021</p> <p>Log on to PM eCollection using your individual login details (provided by your teacher) and select a book to read</p> <p></p> <p>https://app.pmeollection.com.au/</p> <p>**Talk to a family member about what you have read today.</p>	<p><u>Number</u></p> <p>Hundreds Board Mystery Picture 2</p> <p>**<i>(Refer to page 5)</i></p> <p>Colour in the number squares the correct colour based on the instructions above the chart.</p> <p>What mystery picture did you make?</p>	<p><u>Specialists</u></p> <p>Complete your Specialist Activities for:</p> <p>Art LOTE (Chinese) Sport Music Digital Technology</p> <p>**<i>(Refer to pages 6-12).</i></p>

Wednesday
01/092021

Reading

Log on and select a book on
Story Box Library



<https://storyboxlibrary.com.au/>

Log in details:

Username: heps3021

Password: heps3021

Log on to PM eCollection using
your individual login details
(provided by your teacher) and
select a book to read



<https://app.pmecollection.com.au/>

****Talk to a family member
about what you have read
today.**

Number

Hundreds Board Mystery Picture 3

**** (Refer to page 14)**

Colour in the number squares the
correct colour based on the instructions
above the chart.

What mystery picture did you make?

Inquiry

Complete the Weather Forecast
Wordfind.

**** (Refer to page 16)**

Try to find as many words as you can.
Now, choose 5 words and place them
into a sentence. Remember to make a
sentence about the meaning of the
word.

You can use a dictionary to help you
with this!

Creative Writing

Complete the story

It was Spring. Ellie was so happy to
see the beautiful flowers. She had
been waiting for them to appear
for ages...



Fractions

One-Half Worksheet A






**** (Refer to page 15)**

Follow the instructions to identify and
show one-half of objects, numbers and
collections.



One-Half (A)


① Colour in one-half of each object.




② Solve three word problems.

		half of 2 = <input type="text"/>
		half of 4 = <input type="text"/>
		half of 6 = <input type="text"/>
		half of 8 = <input type="text"/>
		half of 10 = <input type="text"/>

③ Colour in half of the number of objects in each group.



	<p><u>Editing</u></p> <p>Write out 'Bouncy Ball' and 'The Cat and the Rat' correctly putting capital letters and full stops where needed and fixing up any spelling mistakes.</p> <p>** (Refer to page 13)</p>		
<p>Thursday 02/09/2021</p>	<p><u>Reading</u></p> <p>Log on and select a book on Story Box Library</p>  <p>https://storyboxlibrary.com.au/</p> <p><u>Log in details:</u> <u>Username:</u> heps3021 <u>Password:</u> heps3021</p> <p>Log on to PM eCollection using your individual login details (provided by your teacher) and select a book to read</p>  <p>https://app.pmeollection.com.au/</p> <p>**Talk to a family member about what you have read today.</p>	<p><u>Number</u></p> <p>Hundreds Board Mystery Picture 4</p> <p>** (Refer to page 19)</p> <p>Colour in the number squares the correct colour based on the instructions above the chart.</p> <p>What mystery picture did you make?</p>	<p><u>Religion</u></p> <p><u>Prayer Card</u></p> <p>** (Refer to page 21)</p> <p>When you pray, you are talking to God. Create a prayer card for the 'Season of Creation'. On your prayer card write about what you are grateful for:</p> <ol style="list-style-type: none"> 1. Colour of the flowers 2. Birds singing 3. Sound of rain 4. Stars in the night sky 5. The love your family give you 6. The animals in the ocean <p>An example of a prayer of 'CREATION' about the colour of the flowers.</p> <p>Dear God,</p> <p>Thank you God, for the different colours of the flowers, because they make our world so colourful and bright.</p> <p>Thank you God, for the pollen that feeds our bees and our birds.</p> <p>Thank you God, for the seeds that fall onto the ground, to make baby flowers grow big, tall and colourful.</p> <p>Thank you God, for all you have done to make our world a beautiful place to live in.</p> <p>Amen</p> 
	<p><u>Writing</u></p> <p><u>SETTING PICTURE PROMPT</u></p> <p>Describe the setting</p> <p>Draw a picture of a castle and it's setting. Write words to describe your castle.</p>	<p><u>Fractions</u></p> <p><u>One-Half Worksheet B</u></p> <p>** (Refer to page 20)</p> <p>Follow the instructions to identify and show one-half of objects, numbers and collections.</p>	


For example: bright, quiet, magical....



Handwriting

**** (Refer to pages 17-18)**

Complete the two handwriting pages. You will have to complete the last sentence on the fruit handwriting sheet.



When you have finished, decorate your page, draw a picture underneath your prayer and colour it in.

Friday
03/09/2021

Reading

Log on and select a book on Story Box Library



<https://storyboxlibrary.com.au/>

Log in details:

Username: heps3021

Password: heps3021

Log on to PM eCollection using your individual login details (provided by your teacher) and select a book to read



<https://app.pmeollection.com.au/>

****Talk to a family member about what you have read today.**

Number

Hundreds Board Mystery Picture 5

**** (Refer to page 22)**

Colour in the number squares the correct colour based on the instructions above the chart.

What mystery picture did you make?

HAPPY FATHERS DAY CARD

**** (Refer to page 23-24)**

Choose one of the card options or make your own.

Today you are going to create your very own Father's Day card for your DAD or any special male figure in your life (step father, grandfather, uncle...).

First, you will need to write a draft of your message. Then check your spelling and punctuation with a family member (not the person that you are giving the card to, remember it's a surprise!), before writing your good copy.

Don't forget that it is a card, so you will need to set out your message in the correctly written way.

Dear Dad (special male figure),

Thank you for

You are the BEST DAD because

I love when we went

I really like it when we

Love from _____

**HAPPY
FATHER'S
DAY!**



Writing

The BRAVEST thing I have ever done....

Write about what was the BRAVEST thing you have ever done. What was it? Why was it the BRAVEST thing and how did you feel after?

Complete the sentence starter.

The BRAVEST thing I have ever done was It was the BRAVEST thing because..... I felt because.....

For example: *The BRAVEST thing I have ever done was when I went to the doctor and got a needle. I was scared but the doctor and my mum said I would be ok. I closed my eyes and took a breath. After I had the needle I felt happy because it didn't hurt that much at all.*

* Draw a picture of the BRAVEST thing you've done.

Fractions

Halving numbers interactive game

Show how you know to halve numbers! Look at the pictures and read the numeral. Can you half that amount? Type in the correct answer.

<https://kids.classroomsecrets.co.uk/resource/reception-halving-numbers-game/>

The Story of Goldilocks and the Three Bears

Once upon a time, there was a little girl named Goldilocks. She went for a walk in the forest. Pretty soon, she came upon a house. She knocked and, when no one answered, she walked right in.



At the table in the kitchen, there were three bowls of porridge. Goldilocks was hungry. She tasted the porridge from the first bowl.

"This porridge is too hot!" she exclaimed.

So, she tasted the porridge from the second bowl.

"This porridge is too cold," she said.

So, she tasted the last bowl of porridge.

"Ahhh, this porridge is just right," she said happily and she ate it all up.

After she'd eaten the three bears' breakfasts, she decided she was feeling a little tired. So, she walked into the living room where she saw three chairs. Goldilocks sat in the first chair to rest.

"This chair is too big!" she exclaimed.

So she sat in the second chair.

"This chair is too big, too!" she whined.

So she tried the last and smallest chair.

"Ahhh, this chair is just right," she sighed. But just as she settled down into the chair to rest, it broke into pieces!

Goldilocks was very tired by this time, she went upstairs to the bedroom. She lay down in the first bed, but it was too hard. Then she lay in the second bed, but it was too soft. Then she lay down in the third bed and it was just right. Goldilocks fell asleep.

As she was sleeping, the three bears came home.

"Someone's been eating my porridge," growled the Papa bear.

"Someone's been eating my porridge," said the Mama bear.

"Someone's been eating my porridge and they ate it all up!" cried the Baby bear.

"Someone's been sitting in my chair," growled the Papa bear.

"Someone's been sitting in my chair," said the Mama bear.

"Someone's been sitting in my chair and they've broken it to pieces," cried the Baby bear.

They decided to look around some more and when they got upstairs to the bedroom, Papa bear growled,

"Someone's been sleeping in my bed."

"Someone's been sleeping in my bed, too" said the Mama bear.

"Someone's been sleeping in my bed and she's still there!" exclaimed the Baby bear.

Just then, Goldilocks woke up. She saw the three bears. She screamed, "Help!" And she jumped up and ran out of the room. Goldilocks ran down the stairs, opened the door, and ran away into the forest. She never returned to the home of the three bears.

THE END

Mystery Picture 1

Green: 65, 66, 73, 74, 75, 76, 77, 78, 84, 85, 86, 87, 95, 96

Yellow: 25, 26, 35, 36


Pink: 4, 5, 6, 7, 13, 14, 15, 16, 17, 18, 22, 23, 24, 27, 28, 29, 32, 33, 34, 37, 38, 39, 43, 44, 45, 46, 47, 48, 54, 55, 56, 57

1	2	3	4	5	6	7	8	9	10
11	12	13	14	15	16	17	18	19	20
21	22	23	24	25	26	27	28	29	30
31	32	33	34	35	36	37	38	39	40
41	42	43	44	45	46	47	48	49	50
51	52	53	54	55	56	57	58	59	60
61	62	63	64	65	66	67	68	69	70
71	72	73	74	75	76	77	78	79	80
81	82	83	84	85	86	87	88	89	90
91	92	93	94	95	96	97	98	99	100

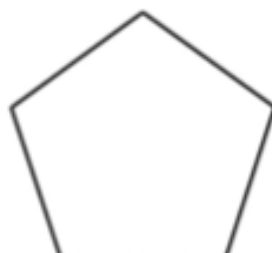

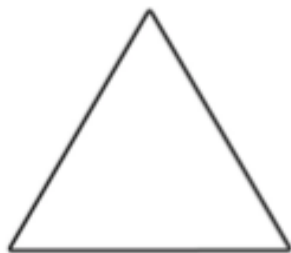
ONE HALF

One half can be written $\frac{1}{2}$ or $\frac{2}{4}$ or $\frac{3}{6}$ or $\frac{4}{8}$





One half of each of these figures is shaded:



Colour one half of each of these shapes:



Colour one half of each of these groups of animals:



What number is half of 2? _____

What number is half of 8? _____

What number is half of 4? _____

What number is half of 10? _____

What number is half of 6? _____

What number is half of 20? _____

Mystery Picture 2

Purple: 65, 66, 75, 76

Orange: 33, 34, 35, 36, 37, 38, 42, 43, 48, 49, 52, 59,
62, 69, 72, 79, 82, 89

Blue: 1, 2, 3, 4, 5, 6, 7, 8, 9, 10, 11, 12, 19, 20, 21, 30, 85,
86, 91, 92, 93, 94, 95, 96, 97, 98, 99, 100

Green: 55, 56, 64, 67, 74, 77, 84, 87

Red: 13, 14, 15, 16, 17, 18, 22, 23, 24, 25, 26, 27, 28, 29,
31, 32, 39, 40, 41, 50, 51, 60, 61, 70, 71, 80, 81, 90

Yellow: 44, 45, 46, 47, 53, 54, 57, 58, 63, 68, 73, 78,
83, 88

1	2	3	4	5	6	7	8	9	10
11	12	13	14	15	16	17	18	19	20
21	22	23	24	25	26	27	28	29	30
31	32	33	34	35	36	37	38	39	40
41	42	43	44	45	46	47	48	49	50
51	52	53	54	55	56	57	58	59	60
61	62	63	64	65	66	67	68	69	70
71	72	73	74	75	76	77	78	79	80
81	82	83	84	85	86	87	88	89	90
91	92	93	94	95	96	97	98	99	100



Holy Eucharist Catholic Primary School

1a Oleander Drive, St Albans South. VIC 3021

Phone: 8312 0900 Fax: 9366 8192

www.hestalbanssth.catholic.edu.au



GRADE 1 & 2

Visual Arts Term 3 Week 8

Learning Intentions:

Grade 2 This week you will learn a craft activity by putting together a standing tree showing the four seasons.

Grade 1's will learn to draw a summer fruit tree in its season.

Grade 2 - First you will need to colour the 4 trees showing the four seasons.

You will need:

markers coloured pencils scissors glue stick

*Below is a worksheet given to you with the two trees.



- Stick or hold this sheet against the window. (Someone can hold this, sticky tape this, or ask the teacher for help if you need any)
- Get another A4 sheet of paper, and place it on top of the worksheet so you can see the 2 trees underneath, now trace the 2 extra trees with your pencil
- You have 4 trees now
- Colour one tree at a time. First a summer tree, then colour the autumn tree, next colour the winter tree and finally colour the spring tree.
- Cut them out. (Summer, autumn, winter, spring)
- Follow the video on how to make the tree stand.

<https://www.easypeasyandfun.com/four-seasons-tree-craft/>

***Grade 1 Draw and colour a summer fruit tree on the worksheet**





Copyright © 2013 by The McGraw-Hill Companies, Inc.
All rights reserved. No part of this publication may be reproduced, stored in a retrieval system, or transmitted, in any form or by any means, electronic, mechanical, photocopying, recording, or by any information storage and retrieval system, without permission in writing from The McGraw-Hill Companies, Inc.

Follow the video for step by step craft.

Name: _____ Class: _____ Date: _____

Activity 1: Trace and write the following Chinese Character.

和 hé and, together

一 二 千 禾 禾 禾 和 和

和 和 和 和 和

Activity 2: Read the Chinese and circle 2 answers for each question!



wǒ xǐ huān yóu yǒng hé pǎo bù.

A.



B.



C.



wǒ xǐ huān zú qiú hé gǎn lǎn qiú.

A.



B.



C.



wǒ xǐ huān lán qiú hé pīng pāng qiú.

A.



B.



C.





HOLY EUCHARIST SCHOOL

1A Oleander Drive St Albans South

Ph: 8312-0900



Week 8 Prep, 1 & 2 Physical Education Remote Learning

Hello Prep, Grade 1 and 2 students, parents and carers,

Here are the Week 8 activities, students can access the websites using a device. Some activities require sports equipment, use something from around the house that would do the same job as the sports equipment. You need a small space to do most of these activities, if you have outdoor space then use that.

PARENTS:

If you don't have access to a digital device or internet, go for a bike ride, walk, little jog, kick to kick with siblings or adults (if weather permits).



UPLOAD ONE OR TWO PHOTOS ON TO THE FOLDER NAMED (Week 8 PE Task)

Students and Parents, please don't hesitate to contact me for any help or support on:
heribert.herrera@hestalbansth.catholic.edu.au

Stay Safe and take care.

Mr. Herrera Physical Education Teacher.

Warm-Up 5 Minutes

I'm learning to warm-up correctly.

-

Learning Intention:

I'm learning to warm-up correctly.



Equipment:

- Water Bottle
- Yoga mat (if you have one)
- Space to exercise

Warm Up Video:

Link: [Warm Up Video](#)



<p>Activity or Skill Yoga Sessions Learning Intention:</p> <ul style="list-style-type: none"> I'm learning to follow instructions and have fun. 	<p>ACTIVITY Link: Pokemon VIDEOGAME Workout! Epic Fitness Challenge PE at Home</p> 
<p>Warm-Down Stretching is important to help us recover and cool down our body.</p> <p>Learning Intention:</p> <ul style="list-style-type: none"> I'm learning to cool down and stretch my whole body. 	<p>Warm down for 5 to 10 minutes: Link: Fast 5 Minute Cool Down and Stretching Workout for Busy People</p> 

Music Term 3 Week 8

Gr. 1 & 2

THE ORCHESTRA

Watch this video of some people from Play School many years ago having fun with an orchestra!

<https://www.youtube.com/watch?v=NuCRhPRhfV4>

I've mixed all the orchestra families up in this picture.

Can you put the correct names next to the correct instrument? The string family is missing. Can you draw a string instrument next to the others?



trumpet

triangle

tambourine

recorder

glockenspiel


cymbals

Term 3 Week 8: DIGITAL TECHNOLOGY/S.T.E.M.

Name(s) _____ Grade _____ Date _____

CODING UNPLUGGED: HAPPY MAPS

CODING are instructions that tell a computer what to do. Almost every electronic device you use relies on code. All **APPS** need **code/algorithms** to work. People who make **code** are called **programmers, coders or developers**.

Meet FLURB . You need to help **Flurb** get to his destination by circling the correct arrow direction. Then write down the name of the direction (Right, Left, Up, Down) of the arrow.

1. Which way should the Flurb step to get to the fruit?




2. Which way should the Flurb step to get to the fruit?



3. Which two ways should the Flurb step to get to the fruit?



4. Which two ways should the Flurb step to get to the fruit?



16

Bouncy Ball

help! My bal has bounced
away and i can't finde it.
Can you help me



Find 2 spelling mistakes.
Add 2 capital letters and 1 question mark.

teachstarter

17

The Cat and the Rat

the cat was sleeping on
the mat. a fat rat caem
and sat next to the
seeping cat



Find 2 spelling mistakes.
Add 2 capital letters and 1 full stop.

teachstarter

Mystery Picture 3

Black: 26, 27, 36, 37, 54, 55, 58, 59, 64, 65, 68, 69, 83, 89

Green: 81, 82, 84, 85, 86, 87, 88, 90, 91, 92, 93, 94, 95, 96, 97, 98, 99, 100

Blue: 1, 2, 3, 4, 5, 6, 7, 8, 9, 10, 11, 12, 13, 14, 19, 20, 21, 22, 23, 30, 31, 32, 71

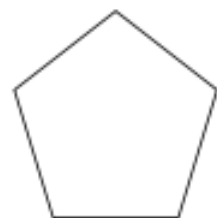
Red: 15, 16, 17, 18, 24, 25, 28, 29, 33, 34, 35, 38, 39, 40, 44, 45, 46, 47, 48, 49, 50, 56, 57, 60, 66, 67, 70, 72, 73, 74, 75, 76, 77, 78, 79, 80

Add eyes, antennae and a smile to the picture.

1	2	3	4	5	6	7	8	9	10
11	12	13	14	15	16	17	18	19	20
21	22	23	24	25	26	27	28	29	30
31	32	33	34	35	36	37	38	39	40
41	42	43	44	45	46	47	48	49	50
51	52	53	54	55	56	57	58	59	60
61	62	63	64	65	66	67	68	69	70
71	72	73	74	75	76	77	78	79	80
81	82	83	84	85	86	87	88	89	90
91	92	93	94	95	96	97	98	99	100

One-Half (A)

① Colour in one-half of each object.



② Solve these word problems.

half of 2 =



half of 4 =

half of 6 =

half of 8 =

half of 10 =

③ Colour in half of the number of objects in each group.

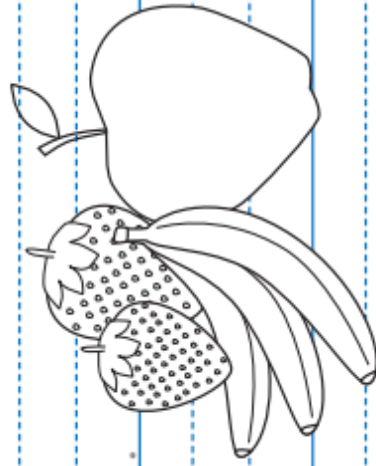


Weather

j q m c e s n o w w z a
f n c v n x h s c d m r
o t o e p i o h g c l a
v e l a y d t l h b k i
e m d c l o u d v k i n
r i w b b w g h b l o b
c w v i c i s d r t w o
a o a e b n b l i c e w
s k d g z d e v a q r u
t c o l d n h m v w e t
g s e n d g b x t a p o
s t s h o w e r s b i a

overcast
cloud
wet
hot
showers

wind
rainbow
cold
ice
snow



one two three four five six seven eight nine ten

one two three four five six seven eight nine ten

one two three four five six seven eight nine ten

one two three four five six seven eight nine ten

Writing Numbers 0-20

0 1 2 3 4 5 6 7 8

9 10 11 12 13 14

15 16 17 18 19 20

Mystery Picture 4

Red: 2, 9, 12, 14, 17, 19, 21, 22, 23, 28, 29, 30, 31, 40,
41, 50, 51, 52, 53, 54, 55, 56, 57, 58, 59, 60, 63, 64,
65, 66, 67, 68, 73, 74, 75, 76, 77, 78, 83, 84, 85, 86,
87, 88, 92, 94, 97, 99

Black: 44, 48

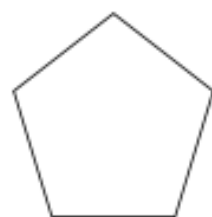
Blue: 1, 3, 4, 5, 6, 7, 8, 10, 11, 13, 15, 16, 18, 20, 24, 25,
26, 27, 32, 35, 36, 39, 42, 45, 46, 49, 61, 62, 69, 70,
71, 72, 79, 80, 81, 82, 89, 90, 91, 93, 95, 96, 98, 100

Add a smile to the picture.

1	2	3	4	5	6	7	8	9	10
11	12	13	14	15	16	17	18	19	20
21	22	23	24	25	26	27	28	29	30
31	32	33	34	35	36	37	38	39	40
41	42	43	44	45	46	47	48	49	50
51	52	53	54	55	56	57	58	59	60
61	62	63	64	65	66	67	68	69	70
71	72	73	74	75	76	77	78	79	80
81	82	83	84	85	86	87	88	89	90
91	92	93	94	95	96	97	98	99	100

One-Half (B)

① Colour in one-half of each object.



② Solve these word problems.

half of 10 =

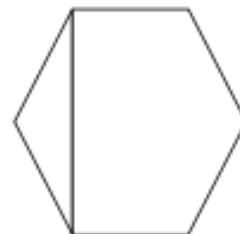
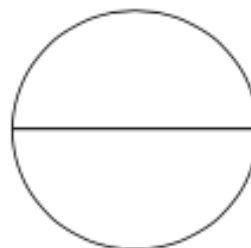

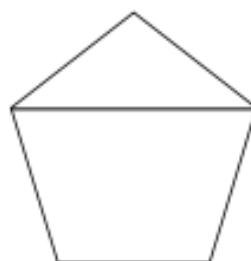
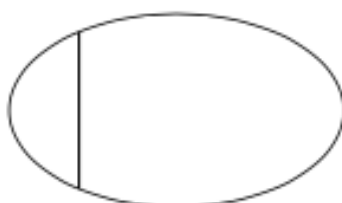
half of 20 =

half of 30 =

half of 40 =

half of 100 =

③ Circle the shapes that have been divided into two equal parts.





twinkl.com

Mystery Picture 5

Black: 24, 27

Blue: 1, 2, 3, 4, 5, 6, 7, 8, 9, 10, 11, 12, 15, 16, 19, 20,
21, 22, 25, 26, 29, 30, 31, 32, 39, 40, 41, 50, 51, 52,
59, 60, 81, 90, 91, 92, 95, 96, 99, 100

Green: 33, 34, 35, 36, 37, 38, 42, 43, 44, 45, 46, 47,
48, 49, 53, 54, 55, 56, 57, 58, 61, 62, 63, 64, 65,
66, 67, 68, 69, 70, 71, 72, 73, 74, 75, 76, 77, 78, 79,
80, 82, 83, 84, 85, 86, 87, 88, 89, 93, 94, 97, 98

Add a smile to the picture.

1	2	3	4	5	6	7	8	9	10
11	12	13	14	15	16	17	18	19	20
21	22	23	24	25	26	27	28	29	30
31	32	33	34	35	36	37	38	39	40
41	42	43	44	45	46	47	48	49	50
51	52	53	54	55	56	57	58	59	60
61	62	63	64	65	66	67	68	69	70
71	72	73	74	75	76	77	78	79	80
81	82	83	84	85	86	87	88	89	90
91	92	93	94	95	96	97	98	99	100

Happy Father's Day!

**HAPPY
FATHER'S
DAY!**