



Holy Eucharist Catholic Primary School

1a Oleander Drive, St Albans South. VIC 3021

Phone: 8312 0900 Fax: 9366 8192

www.hestalbanssth.catholic.edu.au



Grade 2

Remote Learning Pack

Adjusted

Week Beginning - Monday 9th August 2021

Grade 2

Remote Learning

Take Home Pack

[ADJUSTED]

It is recommended that each day consists of:

- 45-60 minutes of literacy activities (reading and writing)
- 30-45 minutes of numeracy activities
- 30-45 minutes Additional learning areas, play-based learning and physical activity

Contact Emails:

2JK Miss Jess Kerlin

Jessica.Kerlin@hestalbanssth.catholic.edu.au

2JM Miss Julie Murnane

Julie.Murnane@hestalbanssth.catholic.edu.au

2TT Miss Thy Tran

Thy.Tran@hestalbanssth.catholic.edu.au

Term 3 Week 5

Name: _____

Grade: 2_____

When you have completed all your work, here are some fun things to do at home.

HOME LEARNING CHOICE BOARD

<p>Write a letter to an elderly relative or friend.</p> 	<p>Find an object from around the house beginning with every letter of the alphabet.</p> 	<p>Help your parent or caregiver to mow the lawn.</p> 
<p>Be in charge of your household recycling (reduce, reuse, recycle).</p> 	<p>Bake a cake using a cook book or online recipe. Follow each step and measurement carefully.</p> 	<p>Turn off the lights! Grab a torch and read in the dark.</p> 
<p>Design your dream bedroom. Draw your design.</p> 	<p>Make a video reading your favourite picture book. Share it with someone who would enjoy it.</p> 	<p>Get outside! Build a fort, climb a tree, jump on the tramp, kick a ball around - have fun!</p> 
<p>Have a paper airplane challenge with your family. Whose plane can fly best?</p> 	<p>Help your parent or caregiver plan the grocery list for the week.</p> 	<p>Hide five toys around your house. Create a scavenger hunt with clues for someone to find them.</p>

©TopTeachingTasks

Monday 9th August, 2021

Reading

Choose any FICTION book from home.

You will need it for all of your reading activities this week.

****BEFORE YOU READ****

Write down **TWO** things you think might happen in the book.

1. _____

2. _____




READ YOUR BOOK

Read the story. See if any of your predictions were correct. It is okay to read your book more than once if you don't understand it.

Writing

Dreamtime story - What do you remember about this story? Trace the words, draw the pictures.

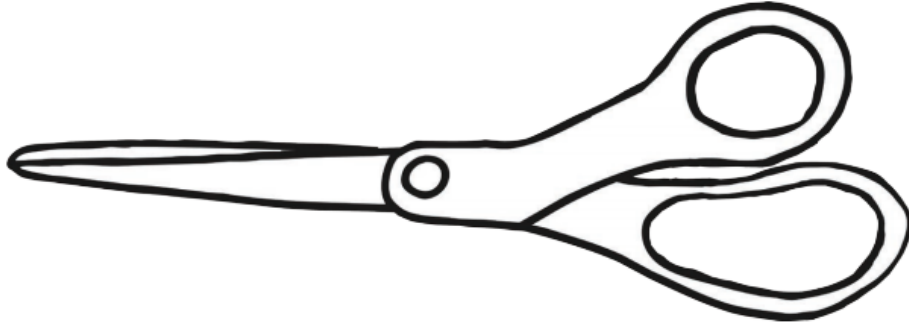
How the Turtle Got Its Shell

	<p><u>Characters</u> -</p> <p>Turtle</p> <p>Echidna and her baby</p>
 	<p><u>Setting</u> - Long ago in the Dreamtime, when the world was young.</p>
	<p><u>Beginning</u> -</p> <p>Echidna and her baby lived with Turtle</p>
	<p><u>Build up</u> -</p> <p>Echidna looked for food</p> <p>Turtle stayed with the baby</p>
	<p><u>Problem</u> -</p> <p>Turtle was tired of waiting.</p> <p>He was hungry. He ate the baby</p> <p>Echidna came back with food</p> <p>She asked where her baby was</p>
	<p><u>Resolution</u> -</p> <p>Echidna threw rocks at Turtle.</p> <p>The stones stuck to Turtle's back.</p> <p>Turtle threw spear grass at Echidna.</p>
	<p><u>Ending</u> -</p> <p>That's how Turtle got a hard shell.</p>

Longer or shorter

Watch this video: https://www.youtube.com/watch?v=X_97A02SkGU

Find a pair of scissors at home.



Look around your home and find 3 things longer than a pair of scissors and 3 things shorter than a pair of scissors.

Longer than a pair of scissors	Shorter than a pair of scissors
1.	1.
2.	2.
3.	3.

Religion

Watch this video of the story of The Good Samaritan:

<https://www.youtube.com/watch?v=MLzdQtetedc>

Complete this Story Map after watching the video.

Characters Who are the characters in the story?	
Beginning What happens at the start of the story?	
Middle What are the key events during the story?	
End What is the important event that happens at the end?	

Tuesday 10th August, 2021

Reading

Use the SAME book as yesterday.

Your task is to **record a video** of yourself **reading the book** and upload it onto the **Student Portfolio** on ClassDojo.

Here is what you MUST include/do in your video:

- Go to a quiet space and place your camera down while you record.
- Say the **TITLE** of the book
- Say the **AUTHOR** of the book
- Read with expression!
 - You could practise a few times before filming to make sure that you can read smoothly and can say the words correctly and with expression.



Writing



Characters - 1. Turtle 2. Echidna and her baby.	Change the characters - 1. _____ and 2. _____
Title Why the <u>Turtle</u> has a <u>hard shell</u> .	Change the title. Change the <u>hard shell</u> to something else - Why the _____ has a _____

<h3>Story</h3> <p>Long ago in the Dreaming a _____ lived with a _____</p> <p>and her baby. They always shared their food with each other.</p> <p>The _____ went to look for some food. The _____ stayed to look after the baby. But the _____ got very hungry and could not wait for the _____ to come back. When the _____ came back with food, she asked where her baby was.</p> <p>The _____ said he was hungry so he ate the baby.</p> <p>The _____ was very angry so she threw _____ at the _____. The _____ stuck to him.</p> <p>That is why the _____ has a _____ .</p>
--

<p>Draw a picture of your story.</p>

Length - Informal units

- ① Use the squares to measure the length of the objects.



Item	Length
pencil	_____ squares
pop stick	_____ squares
spoon	_____ squares

- ② Circle the longest item in green and the shortest item in red.

Inquiry Autumn

March, April and May are the months in Autumn.

Watch this video about the seasons of the year:

<https://www.youtube.com/watch?v=061ePX3k-hA>

Interview an adult!

Ask an adult the following questions. Draw their answers.

Don't research any answers, we will do this on Friday.

1. What is the weather like in Autumn?	2. What type of clothing do we wear in Autumn?
3. What do the animals do in Autumn?	4. What happens to the plants and trees in Autumn?

Wednesday 11th August, 2021

Reading

Word Detective


After reading your book again, find as many nouns and verbs as you can.

Noun <i>A person, place or thing</i>	Verb <i>An action word</i>

Writing

Dreamtime story - What do you remember about this story? Trace the words, draw the pictures.





Why the Koala Has a Stumpy Tail

	<u>Characters</u> - Koala Tree Kangaroo
	Long ago in the Dreamtime, when the world was young.
	<u>Beginning</u> - Koala and Tree Kangaroo were thirsty. Tree Kangaroo dug a small hole to collect water.
	<u>Build up</u> - Koala did not help. He said he was dizzy and he had a sore foot. Tree Kangaroo was angry.
	<u>Problem</u> - When water was found, Koala pushed Tree Kangaroo out of the way and drank it all.
	<u>Resolution</u> - Tree Kangaroo pulled Koala away from the water. He pulled Koala's tail off.
	<u>Ending</u> - That's why

Watch this video: How to measure using a paperclip

<https://www.youtube.com/watch?v=q8o7n-A0SC0>

It is important to measure the object from the very beginning to the very end without overlapping. Look at the pictures below as an example.

This is incorrect 		This is correct 	
This pencil is 5 paper clips long.			

Choose an object you can use to measure with.

This could be anything small like pasta shells, paper clips, playing cards, beads...
etc.

What did you choose? _____

Use your object to measure the following:

Draw the picture of each item:	Write the length of each item:
A plate	A plate is _____ long.
A spoon	A spoon is _____ long.
A cup	A cup is _____ long.

Re-watch the video of The Good Samaritan:

<https://www.youtube.com/watch?v=MLzdQtetedc>

Answer these questions.

1. Who first told the parable of The Good Samaritan?

- a. A priest
- b. Jesus
- c. Luke
- d. A Levite

2. Where did the Jewish man travel to?

- a. Jerusalem
- b. Jericho
- c. The hills
- d. An inn

3. What is a Levite?

4. List one thing that the Samaritan did for the Jewish man.

5. What message was Jesus trying to teach using this parable?

- a. Do not travel along dangerous roads.
- b. You should not stop to help strangers.
- c. Love your neighbour and be kind.
- d. Innkeepers are kind people.

Thursday 12th August, 2021

Sport



HOLY EUCHARIST SCHOOL

1A Oleander Drive St Albans South

Ph: 8312-0900



Week 5 Prep, 1 & 2 Physical Education Remote Learning

Hello Prep, Grade 1 and 2 students, parents and carers,

Here are the Week 5 activities, students can access the websites using a device. Some activities require sports equipment, use something from around the house that would do the same job as the sports equipment. You need a small space to do most of these activities, if you have outdoor space then use that.

PARENTS:

If you don't have access to a digital device or internet, go for a bike ride, walk, little jog, kick to kick with siblings or adults (if weather permits).



UPLOAD ONE OR TWO PHOTOS ON TO THE FOLDER NAMED (Week 5 PE Task)

Reminder: Tokyo 2020 Olympics Games are on, I hope students are watching the Tokyo Olympics, and it inspires some of our Holy Eucharist students to take up local sports. We might see them at the Brisbane Olympics Games in 2032.

Go Aussie Aussie Aussie Oi Oi Oi!!!

Students and Parents, please don't hesitate to contact me for any help or support on:

heribert.herrera@hestalbanssth.catholic.edu.au

Stay Safe and take care.

Mr. Herrera Physical Education Teacher.

Warm-Up 5 Minutes
I'm learning to warm-up correctly.

Equipment:

- Water Bottle
- Yoga mat (if you have one)
- Space to exercise

Learning Intention:

Make sure you warm up before the main activity.

Watch the following YouTube Video **if you don't have access to a device.**

Try these warm up activities:

Run on spot for 30 seconds,
Star jumps x 10,
Frog jumps x 10,
Squats for 20 seconds.
High knees for 30 seconds,

I'm learning to warm-up correctly.

Warm Up Video:

Link: [Here's the most EFFECTIVE warm up routine I use for my P.E lessons](#)




Activity or Skill
OLYMPIC YOGA
SESSION

Learning Intention:

- I'm learning to concentrate and breathe during the yoga session.

ACTIVITY (20 MINUTES)

Link: [Superhero Kids Yoga 🌟 Yoga Club \(Week 49\) | Cosmic Kids Yoga](#)



Warm-Down

Stretching is important to help us recover and cool down our body.

Learning Intention:

- I'm learning to cool down correctly after my activity.

Warm down for 5 to 10 minutes:

Link: [6 Min Cool Down for KIDS](#)



Music Term 3 Week 5

Gr. 1 & 2

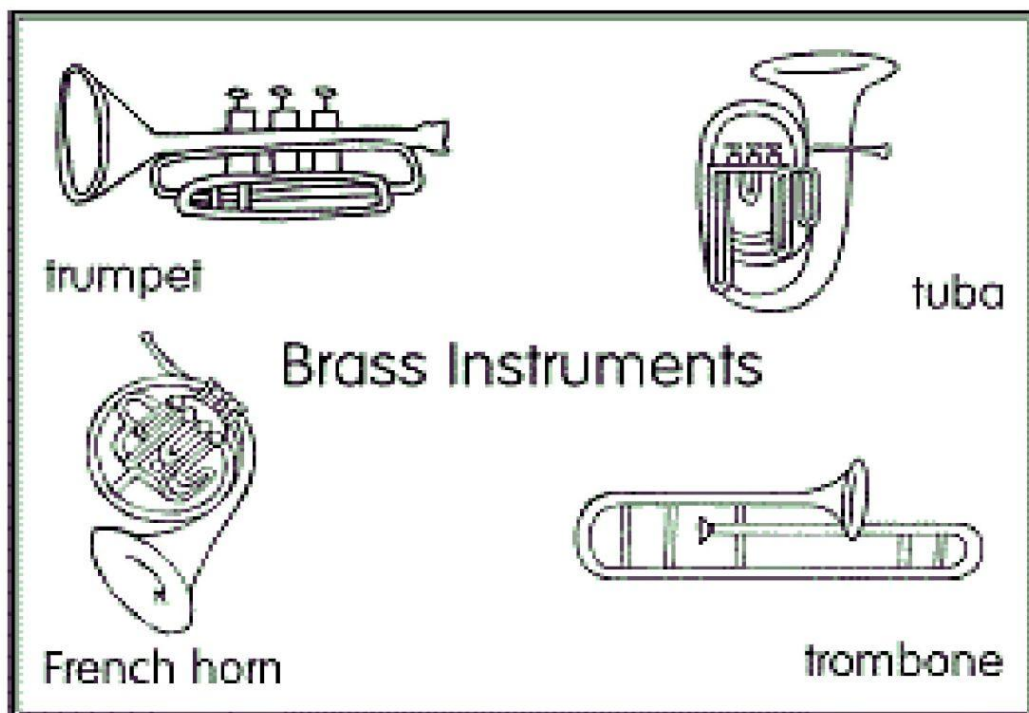
THE ORCHESTRA

Watch this short musical movie: 'Peter and The Wolf'

<https://www.youtube.com/watch?v=Va8Uz6MoK>

Lg

Now colour the instruments in the Brass Family of the orchestra. They are all a **GOLD** colour.





Holy Eucharist Catholic Primary School

1a Oleander Drive, St Albans South. VIC 3021

Phone: 8312 0900 Fax: 9366 8192

www.hestalbandsstth.catholic.edu.au




Grades 1 and 2

Learning Intentions: This week we are learning to draw being blown in the wind, on the theme weather.



Can you draw yourself in the windy and rainy weather?



Name: _____

Class: _____

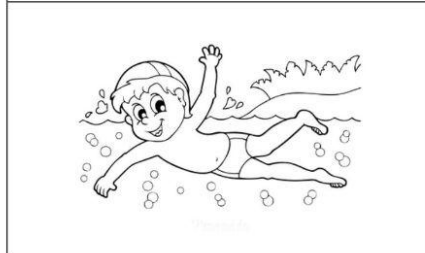
Date: _____

Activity: Connect the picture to the correct word and trace the Chinese words.




yóu yǒng

游泳




zú qiú

足球



pīng pāng qiú

乒乓球



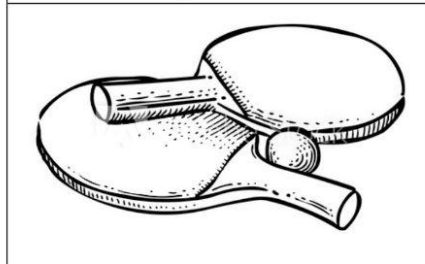
lán qiú

篮球



gǎn lǎn qiú

橄榄球



pǎo bù









跑步

Digital Technology

DIGITAL TECHNOLOGY (WEEK 5)

VELS LEARNING DESCRIPTOR: Identify and explore digital systems (hardware and software components) for a purpose (VCDTDS013)

Watch/Work through the PowerPoint that is posted on DOJO and then complete the worksheet. If you already know the answers, complete the table.

NAME	IMAGE	Is this SOFTWARE or HARDWARE?
Monitor		
Windows (Operating System)		
Mouse		
Printer		
Word Processor		
CPU		
Pokémon Go		
Scratch		
USB Memory Stick		
Google Maps		


Wellbeing -

What are you grateful for?

Have a discussion with your family about all the good things in your life.

Draw your face in the right place.

Then draw your ideas of some of the things you are grateful for-





Create your own Wellbeing Jar or Wellbeing Box

Remembering things you are grateful for can make you happier and improve your wellbeing. Each time you think of something you are grateful for, write it on a piece of paper and put it inside your decorated jar.

You might use some of these:-

- Glass or plastic jar
- Scissors
- Pencils
- Sticky notes or strips of paper
- Tissue paper or coloured paper
- Glue stick or white art glue and a glue brush.

Instructions



1 Cut shapes out of the colourful paper or tissue paper.



4 Write a label for your jar.
You could write
“My Gratitude Jar”



2 Use the paintbrush to put some glue onto the jar.



5 You can use white glue to paint over the top of the shapes on your jar and the label. This will give it a nice, shiny effect.



3 Stick the paper shapes carefully onto the jar.



6 Once dry, your jar is ready to use. Write things that you are looking forward to on pieces of paper and place them into your decorated jar.

Friday 13th August, 2021

Reading

Read your book one more time.

Choose ONE of the following tasks to complete.

OPTION 1	OPTION 2
<p>Write a letter to the author of your book.</p> <p>Tell them what you liked or didn't like.</p> <p>Tell them your favourite part of the story.</p> <p>What else did you like?</p> <p>What do you think they should write about in their next book?</p>	<p>Write the sequel (what happens next).</p> <p>If the story was going to continue, what would happen next? What will your characters do in the next part of the story?</p> <p>Remember to write it as a story, not just an idea.</p>

Submit your writing by writing in a book and taking a photo, or type it directly into the Class Dojo Portfolio.

Writing

☆ Innovation on a story - Why the Koala Has a Stumpy Tail

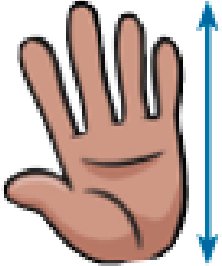
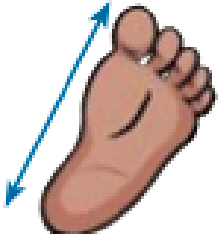

Characters - Koala Tree Kangaroo	Change the characters - 1. _____ and 2. _____
Title Why the Koala has a Stumpy Tail.	Change the title - How the _____ got a _____ tail
Story Long ago in the Dreaming there lived a _____ and a _____. They were best friends. Back then, the _____ had a _____ _____ tail. It was very hot and they were thirsty. The _____ remembered that his mother had once dug a hole in the ground and water began to fill the hole. The thirsty _____ said they should give it a try, but then he didn't help the _____ to dig the hole. The _____ dug a big hole all by himself. Water began to fill the hole. Just then, the _____ pushed the _____ out of the way. He drank all the water by himself. This made the _____ very angry! He pulled and pulled the tail of the _____. He pulled so hard, the tail came right off! That is why the _____ has a _____ tail.	
Draw a picture of your story.	

Maths

Choose and circle ONE resource to measure with.

Pasta shells	Paperclips	Beads	Playing cards	Something else of your choice? _____
---------------------	-------------------	--------------	----------------------	--

Measure these things using your chosen resource.

	Length
a 	My hand is _____ long.
b 	My foot is _____ long.
c 	A book is _____ long.

Which is longer, your hand or your foot?

Inquiry

Autumn

Research with an adult!

With an adult, research the following topics. Draw any new information that your adult didn't mention during the interview on Tuesday.

Animals	Plants
Weather	Clothing