



Holy Eucharist Catholic Primary School

1a Oleander Drive, St Albans South. VIC 3021

Phone: 8312 0900 Fax: 9366 8192

www.hestalbanssth.catholic.edu.au



Grade 2

Remote Learning Pack

Week Beginning - Monday 9th August 2021

Grade 2

Remote Learning

Take Home Pack

It is recommended that each day consists of:

- 45-60 minutes of literacy activities (reading and writing)
- 30-45 minutes of numeracy activities
- 30-45 minutes Additional learning areas, play-based learning and physical activity

Contact Emails:

2JK Miss Jess Kerlin

Jessica.Kerlin@hestalbanssth.catholic.edu.au

2JM Miss Julie Murnane

Julie.Murnane@hestalbanssth.catholic.edu.au

2TT Miss Thy Tran

Thy.Tran@hestalbanssth.catholic.edu.au

Term 3 Week 5

Name: _____

Grade: 2_____

When you have completed all your work, here are some fun things to do at home.



HOME LEARNING CHOICE BOARD



<p>Write a letter to an elderly relative or friend.</p> 	<p>Find an object from around the house beginning with every letter of the alphabet.</p> 	<p>Help your parent or caregiver to mow the lawn.</p> 
<p>Be in charge of your household recycling (reduce, reuse, recycle).</p> 	<p>Bake a cake using a cook book or online recipe. Follow each step and measurement carefully.</p> 	<p>Turn off the lights! Grab a torch and read in the dark.</p> 
<p>Design your dream bedroom. Draw your design.</p> 	<p>Make a video reading your favourite picture book. Share it with someone who would enjoy it.</p> 	<p>Get outside! Build a fort, climb a tree, jump on the tramp, kick a ball around - have fun!</p> 
<p>Have a paper airplane challenge with your family. Whose plane can fly best?</p> 	<p>Help your parent or caregiver plan the grocery list for the week.</p> 	<p>Hide five toys around your house. Create a scavenger hunt with clues for someone to find them.</p>

©TopTeachingTasks

Monday 9th August, 2021

Reading

Choose any FICTION book from home.

You will need it for all of your reading activities this week.

****BEFORE YOU READ****

Look at the front cover. What is the book called? What can you see on the front cover? Are there any clues that give you a hint as to what the book is about?

Write down **THREE** things you think might happen in the book.

1. _____

2. _____

3. _____

READ YOUR BOOK

Read the story. See if any of your predictions were correct. It is okay to read your book more than once if you don't understand it.

Writing

Dreamtime story - What do you remember about this story?

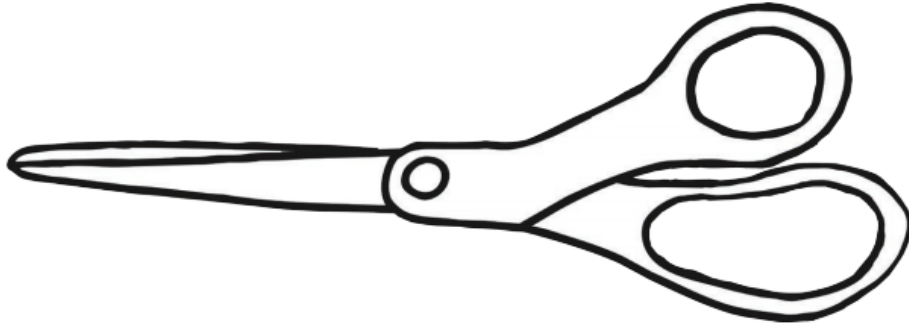
How the Turtle Got Its Shell

	<u>Characters</u> -
Setting - When? Setting - Where?	Long ago in the Dreamtime, when the world was young.
	<u>Beginning</u> -
	<u>Build up</u> -
	<u>Problem</u> -
	<u>Resolution</u> -
	<u>Ending</u> - That's how ...

Longer or shorter

Watch this video: https://www.youtube.com/watch?v=X_97A02SkGU

Find a pair of scissors at home.



Look around your home and find 5 things longer than a pair of scissors and 5 things shorter than a pair of scissors.

Longer than a pair of scissors	Shorter than a pair of scissors
1.	1.
2.	2.
3.	3.
4.	4.
5.	5.

Religion

Watch this video of the story of The Good Samaritan:

<https://www.youtube.com/watch?v=MLzdQtetedc>

Complete this Story Map after watching the video.

Characters Who are the characters in the story?	
Beginning What happens at the start of the story?	
Middle What are the key events during the story?	
End What is the important event that happens at the end?	

Tuesday 10th August, 2021

Reading

Use the SAME book as yesterday.

Your task is to **record a video** of yourself **reading the book** and upload it onto the **Student Portfolio** on ClassDojo.

Here is what you MUST include/do in your video:

- Go to a quiet space and place your camera down while you record.
- Say the **TITLE** of the book
- Say the **AUTHOR** of the book
- Read with expression!
 - You could practise a few times before filming to make sure that you can read smoothly and can say the words correctly and with expression.



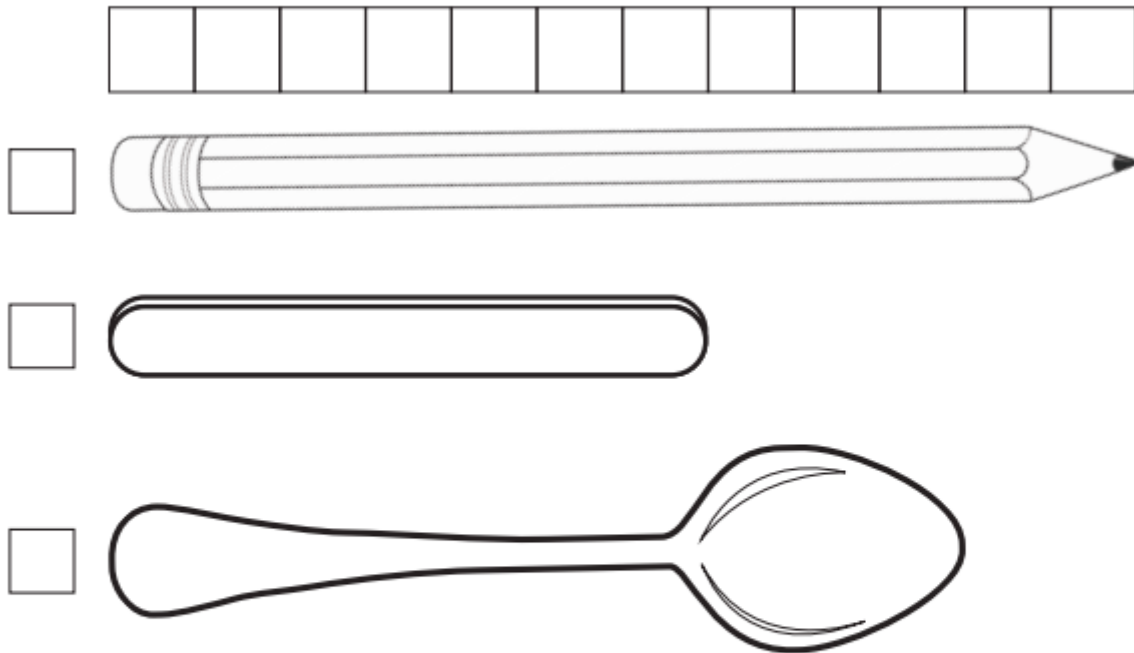
Writing

Innovate on a Dreamtime story - How can you change the story of the turtle and the echidna?

ORIGINAL STORY	INNOVATED STORY
Title: Why the Turtle has a hard shell	Title:
Characters: A Turtle An Echidna and her baby	Characters:
Setting: Long ago in the Dreamtime, when the world was young.	Setting:
Main Events: <ul style="list-style-type: none"> • There was a turtle who lived with an echidna and her baby. • The echidna went out to find some food to share. She asked the turtle to take care of her baby. • The turtle was very hungry and sick of waiting for the echidna to come back with food. He ate the echidna's baby. • The echidna returned and asked "where is my baby?" The turtle said "I was hungry, so I ate your baby." • The echidna was angry. She threw rocks at the turtle. The rocks stuck to the turtle's back. • The turtle threw speargrass at the echidna. The speargrass stuck in the echidna's back. 	Main Events:
Ending: That's why turtles have hard shells and echidnas have sharp spines.	Ending:

Length - Informal units

① Use the squares to measure the length of the objects.



Item	Length
pencil	_____ squares
pop stick	_____ squares
spoon	_____ squares

② Circle the longest item in green and the shortest item in red.

③ Put a 1 in the box next to the object that is the shortest. Then write a 2 beside the next shortest object. Keep going until all the objects are numbered.

4. Using the same squares, can you measure the length of another object in your house?

Item	Length
	_____ squares.

Inquiry Autumn

March, April and May are the months in Autumn.

Watch this video about the seasons of the year:

<https://www.youtube.com/watch?v=061ePX3k-hA>

Interview an adult!

Ask an adult the following questions. Write down their answers.

Don't research any answers, we will do this on Friday.

1. What is the weather like in Autumn?

2. What type of clothing do we wear in Autumn?

3. What do the animals do in Autumn?

4. What happens to the plants and trees in Autumn?

5. Are there any special events during Autumn?

Wednesday 11th August, 2021

Reading

Word Detective

After reading your book again, find as many nouns, verbs and adjectives as you can.








Noun <i>A person, place or thing</i>	Verb <i>An action word</i>	Adjective <i>A describing word</i>

Writing

Dreamtime story - What do you remember about this story? The first 3 are done for you...

Why the Koala Has a Stumpy Tail





	<p><u>Characters</u> -</p> <p>Koala.</p> <p>Tree-Kangaroo</p>
<p>Setting - When?</p> <p>Setting - Where?</p>	<p>Long ago in the Dreamtime, when the world was young.</p>
	<p><u>Beginning</u> -</p> <p>Koala and Tree-Kangaroo were thirsty. Tree-Kangaroo remembered he can dig a small hole in a dry riverbed and water would soon collect in the hole.</p>
	<p><u>Build up</u> -</p>
	<p><u>Problem</u> -</p>
	<p><u>Resolution</u> -</p>
	<p><u>Ending</u> -</p> <p>That's how ...</p>

Maths

Watch this video: How to measure using a paperclip

<https://www.youtube.com/watch?v=q8o7n-A0SC0>

It is important to measure the object from the very beginning to the very end without overlapping. Look at the pictures below as an example.

This is incorrect 		This is correct 	
This pencil is 5 paper clips long.			

Choose an object you can use to measure with.

This could be anything small like pasta shells, paper clips, playing cards, beads... etc.

What did you choose? _____

Use your object to measure the following:

Draw the picture of each item:	Write the length of each item:
A plate	A plate is _____ long.
A spoon	A spoon is _____ long.
A cup	A cup is _____ long.
A water bottle	A water bottle is _____ long.

Religion

Re-watch the video of The Good Samaritan:

<https://www.youtube.com/watch?v=MLzdQtetedc>

Answer these questions.

1. Who first told the parable of The Good Samaritan?

2. Where did the Jewish man travel to?

3. What did the priest do when he saw the Jewish man?

4. What is a Levite?

5. List TWO things that the Samaritan did for the Jewish man.

6. What message was Jesus trying to teach using this parable?

- a. Do not travel along dangerous roads.**
- b. You should not stop to help strangers.**
- c. Love your neighbour and be kind.**
- d. Innkeepers are kind people.**

Thursday 12th August, 2021

Sport



HOLY EUCHARIST SCHOOL

1A Oleander Drive St Albans South

Ph: 8312-0900



Week 5 Prep, 1 & 2 Physical Education Remote Learning

Hello Prep, Grade 1 and 2 students, parents and carers,

Here are the Week 5 activities, students can access the websites using a device. Some activities require sports equipment, use something from around the house that would do the same job as the sports equipment. You need a small space to do most of these activities, if you have outdoor space then use that.

PARENTS:

If you don't have access to a digital device or internet, go for a bike ride, walk, little jog, kick to kick with siblings or adults (if weather permits).



UPLOAD ONE OR TWO PHOTOS ON TO THE FOLDER NAMED (Week 5 PE Task)

Reminder: Tokyo 2020 Olympics Games are on, I hope students are watching the Tokyo Olympics, and it inspires some of our Holy Eucharist students to take up local sports. We might see them at the Brisbane Olympics Games in 2032.

Go Aussie Aussie Aussie Oi Oi Oi!!!

Students and Parents, please don't hesitate to contact me for any help or support on:

heribert.herrera@hestalbanssth.catholic.edu.au

Stay Safe and take care.

Mr. Herrera Physical Education Teacher.

Warm-Up 5 Minutes
I'm learning to warm-up correctly.

Equipment:

- Water Bottle
- Yoga mat (if you have one)
- Space to exercise

Learning Intention:

Make sure you warm up before the main activity.

Watch the following YouTube Video **if you don't have access to a device.**

Try these warm up activities:

Run on spot for 30 seconds,
Star jumps x 10,
Frog jumps x 10,
Squats for 20 seconds.
High knees for 30 seconds,

I'm learning to warm-up correctly.

Warm Up Video:

Link: [Here's the most EFFECTIVE warm up routine I use for my P.E lessons](#)



Activity or Skill
OLYMPIC YOGA
SESSION

Learning Intention:

- I'm learning to concentrate and breathe during the yoga session.

ACTIVITY (20 MINUTES)

Link: [Superhero Kids Yoga 🌟 Yoga Club \(Week 49\) | Cosmic Kids Yoga](#)



Warm-Down

Stretching is important to help us recover and cool down our body.

Learning Intention:

- I'm learning to cool down correctly after my activity.

Warm down for 5 to 10 minutes:

Link: [6 Min Cool Down for KIDS](#)



Music Term 3 Week 5

Gr. 1 & 2

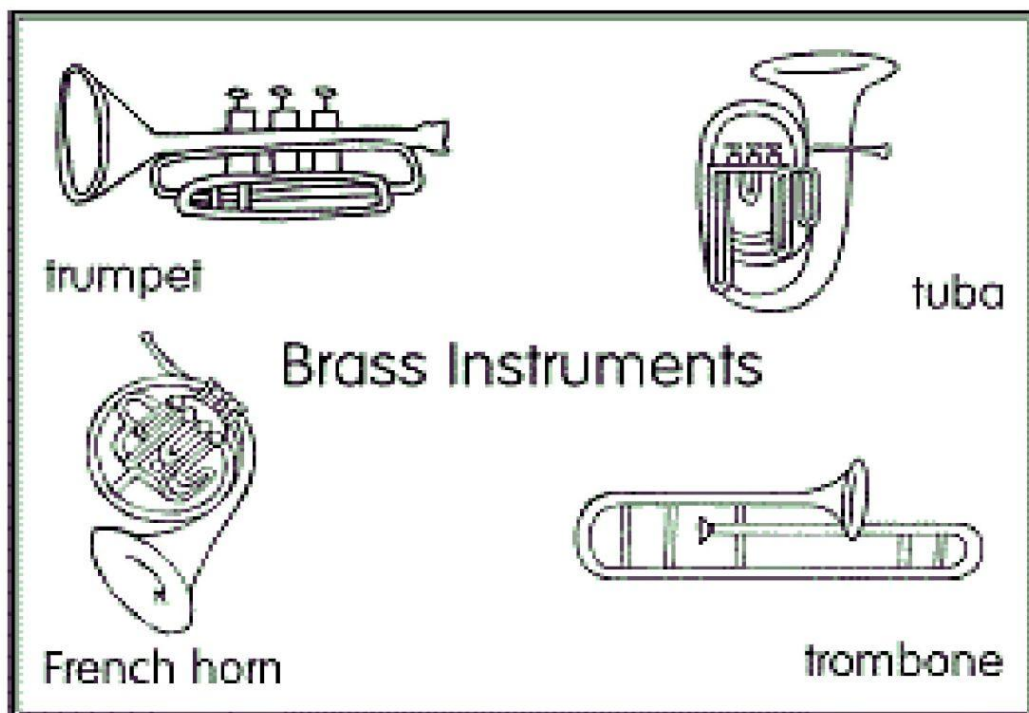
THE ORCHESTRA

Watch this short musical movie: 'Peter and The Wolf'

<https://www.youtube.com/watch?v=Va8Uz6MoK>

Lg

Now colour the instruments in the Brass Family of the orchestra. They are all a **GOLD** colour.





Holy Eucharist Catholic Primary School

1a Oleander Drive, St Albans South. VIC 3021

Phone: 8312 0900 Fax: 9366 8192

www.hestalbandsstth.catholic.edu.au



Grades 1 and 2

Learning Intentions: This week we are learning to draw being blown in the wind, on the theme weather.



Can you draw yourself in the windy and rainy weather?

Name: _____

Class: _____

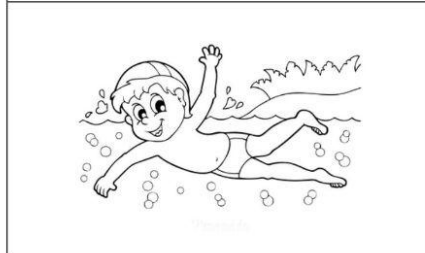
Date: _____

Activity: Connect the picture to the correct word and trace the Chinese words.




yóu yǒng

游泳




zú qiú

足球



pīng pāng qiú

乒乓球



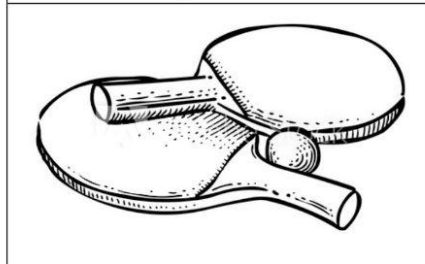
lán qiú

篮球



gǎn lǎn qiú

橄榄球



pǎo bù







跑步

Digital Technology

DIGITAL TECHNOLOGY (WEEK 5)

VELS LEARNING DESCRIPTOR: Identify and explore digital systems (hardware and software components) for a purpose (VCDTDS013)

Watch/Work through the PowerPoint that is posted on DOJO and then complete the worksheet. If you already know the answers, complete the table.

NAME	IMAGE	Is this SOFTWARE or HARDWARE?
Monitor		
Windows (Operating System)		
Mouse		
Printer		
Word Processor		
CPU		
Pokémon Go		
Scratch		
USB Memory Stick		
Google Maps		


Wellbeing -

What are you grateful for?

Have a discussion with your family about all the good things in your life.

Draw your face in the right place.

Then draw your ideas of some of the things you are grateful for-





Create your own Wellbeing Jar or Wellbeing Box

Remembering things you are grateful for can make you happier and improve your wellbeing. Each time you think of something you are grateful for, write it on a piece of paper and put it inside your decorated jar.

You might use some of these:-

- Glass or plastic jar
- Scissors
- Pencils
- Sticky notes or strips of paper
- Tissue paper or coloured paper
- Glue stick or white art glue and a glue brush.

Instructions



1 Cut shapes out of the colourful paper or tissue paper.



4 Write a label for your jar.
You could write
"My Gratitude Jar"



2 Use the paintbrush to put some glue onto the jar.



5 You can use white glue to paint over the top of the shapes on your jar and the label. This will give it a nice, shiny effect.



3 Stick the paper shapes carefully onto the jar.



6 Once dry, your jar is ready to use. Write things that you are looking forward to on pieces of paper and place them into your decorated jar.

Friday 13th August, 2021

Reading

Read your book one more time.

Choose ONE of the following tasks to complete.

OPTION 1	OPTION 2	OPTION 3
Write a letter to the author of your book. Tell them what you liked or didn't like. Tell them your favourite part of the story. What else did you like? What do you think they should write about in their next book?	Write an alternative ending to your book. If you could change the ending, what would happen instead. Remember to write it as a story, not just an idea.	Write the sequel (what happens next). If the story was going to continue, what would happen next? What will your characters do in the next part of the story? Remember to write it as a story, not just an idea.

Submit your writing by writing in a book and taking a photo, or type it directly into the Class Dojo Portfolio.

Writing

Innovate on a Dreamtime story - How can you change the story of the koala's stumpy tail?

ORIGINAL STORY	INNOVATED STORY
Title: Why the Koala has a stumpy tail.	Title:
Characters: Koala Tree Kangaroo	Characters
Setting: Long ago in the Dreamtime, when the world was young.	Setting:
Main Events: <ul style="list-style-type: none"> • Koala and Tree Kangaroo were best friends. The Koala and the Tree Kangaroo both had long tails. • It was hot, and the friends were thirsty. • Tree Kangaroo remembered his mother taught him to find water by digging a hole. • Koala said he was tired and he couldn't help Tree Kangaroo to dig the hole. • Koala hurt his foot, so he still couldn't help Tree Kangaroo dig the hole. • Tree Kangaroo was tired, but Koala still didn't help. He said he was feeling dizzy. • Water began to fill the hole and Koala jumped down quickly from the tree. • Koala pushed Tree Kangaroo out of the way and drank all the water in the hole. • Tree Kangaroo pulled Koala away from the water by the tail. He pulled Koala's tail right off! 	Main Events:
Ending: That is how the Koala got a stumpy tail.	Ending:


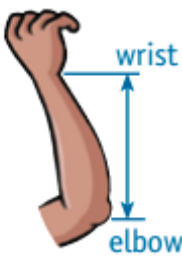


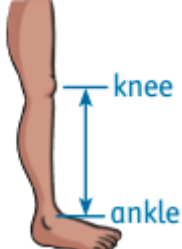
Maths

Length

Choose and circle ONE resource to measure with.

Pasta shells	Paperclips	Beads	Playing cards	Something else of your choice? _____
--------------	------------	-------	---------------	-----------------------------------------

Measure these things using your chosen resource.

	Length			Length
a 			d 	
b 				
c 			e 	

1. Which is longer, your hand or your foot?

2. Which is longer, your arm or your leg?

3. Place the following things in order from shortest to longest.

Arm, leg, book, hand, foot

--	--	--	--	--

Inquiry Autumn

Research with an adult!

With an adult, research the following topics. Write down any new information that your adult didn't mention during the interview on Tuesday.

Animals	Plants
Weather	Clothing
Special events	

Watch this video: <https://www.youtube.com/watch?v=Xk4-6II8I5Q>

Why do the leaves change colour and fall to the ground in Autumn?
