



**Holy Eucharist Catholic Primary School**

1a Oleander Drive, St Albans South. VIC 3021

Phone: 8312 0900 Fax: 9366 8192

[www.hestalbanssth.catholic.edu.au](http://www.hestalbanssth.catholic.edu.au)



# Grade 2

## Remote Learning Pack

**(ADJUSTED)**

Week beginning - Monday 23rd August 2021

It is recommended that each day consists of:

- 45-60 minutes of literacy activities (reading and writing)
- 30-45 minutes of numeracy activities
- 30-45 minutes Additional learning areas, play-based learning and physical activity

**Contact Emails:**

2JK Miss Jess Kerlin

[Jessica.Kerlin@hestalbanssth.catholic.edu.au](mailto:Jessica.Kerlin@hestalbanssth.catholic.edu.au)

2JM Miss Julie Murnane

[Julie.Murnane@hestalbanssth.catholic.edu.au](mailto:Julie.Murnane@hestalbanssth.catholic.edu.au)

2TT Miss Thy Tran

[Thy.Tran@hestalbanssth.catholic.edu.au](mailto:Thy.Tran@hestalbanssth.catholic.edu.au)

# Term 3 Week 7

**Name:** \_\_\_\_\_

**Grade: 2**\_\_\_\_

When you have completed all your work, here are some fun things to do at home.

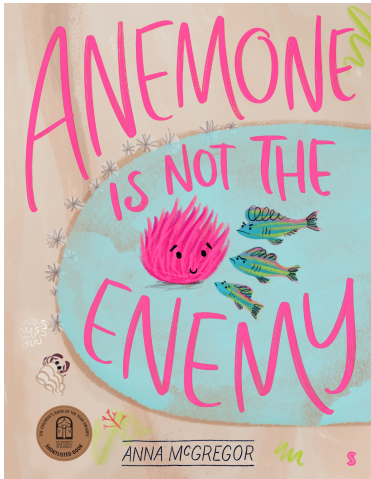
# HOME LEARNING CHOICE BOARD

<p>Draw what you see outside your front door.</p> 	<p>Create an obstacle course outside and time yourself completing it.</p>	<p>Wash the windows in your lounge to be helpful or do another chore.</p>
<p>Make and decorate a shoebox into a dream bedroom or a little house.</p>	<p>Write instructions on how to make your favourite sandwich.</p> 	<p>Spend some time cloud watching.</p> 
<p>Create your own board game using recycled materials.</p> 	<p>Make a video giving a room tour of any room in your house.</p> 	<p>Take photos: do extreme closeups - sketch what you see in the photo.</p> 
<p>Go on the river walk or a bike ride.</p> 	<p>Make your pet or a soft toy its own bed or house.</p> 	<p>Write a song and perform it.</p>  

©Top Teaching Tasks

Monday 23rd August, 2021

Reading



**Step 1 - Get your brain ready for reading this book.**

Look at the cover. Let's make a prediction.

- What could this story be about?
- What have the fish found? What is that pink thing on the cover

Now Think. Make Connections to Yourself, to another Text, to the World...

- Have you ever heard the word "anemone"? Do you know what it is? Have you ever seen sea anemones?

**Step 2. Now you can listen to (and watch) Mel Buttle read this story to us -**



<https://storyboxlibrary.com.au/stories/anemone-is-not-the-enemy>

Username and password - heps3021

**Step 3. Complete this story map.**

You can go back and watch the video as many times as you need to.

Name: \_\_\_\_\_

 **ANEMONE IS NOT THE ENEMY** 

STORY MAP

Setting	Characters	
Beginning	Middle	End

©2018 All Learners

## Writing

Watch a video reading of the story 'Hey Little Ant'.  
(<https://youtu.be/ehH6l6v5sYM>).

After you have watched the story answer these questions:

- What is the boy in the story thinking about doing?

- What does the ant think and feel about this?

- How is the point of view of the boy different from the point of view of the ant?

At the end of the story, the boy has not yet decided whether or not he is going to squish the ant. Have a go at answering these questions:

- What reasons did the ant use to try and convince the boy to save his life?

- What do you think the boy will decide to do?

- Do you think the boy should squish the ant? Why or why not?



Number of the Day:

14

1. Write the number in words:

\_\_\_\_\_

2. What number comes next? \_\_\_\_\_

3. What number is 10 more? \_\_\_\_\_

4. What number is 2 less? \_\_\_\_\_

5. Count up by 10s: **14**, \_\_\_\_, \_\_\_\_, \_\_\_\_

6. Is it even or odd? \_\_\_\_\_

7. Partition the number using place value:

\_\_\_ Tens, \_\_\_ Ones

8. Arrange these numbers from smallest to largest: 20, 14, 18

\_\_\_\_\_

# Area

Area is the amount of space **inside** the boundary of a 2D object.

Watch this video: <https://www.youtube.com/watch?v=wW-fcQledCE>

## Example:



The area of this leaf is 5 blocks.

## Activity:

1. Trace your foot on a piece of paper.
2. Choose one object to measure the AREA of your foot with. This could be anything small that you have a lot of things like pasta shells, cotton wool, beads, paper clips, playing cards... etc.

**What did you choose?** \_\_\_\_\_

3. Use the object to cover the entire space inside your foot. This is the area.
4. Now trace an adult's foot on another piece of paper and measure the area of their foot print using the same object.




	Area
My footprint	The area of my foot is _____.
My adult's footprint	The area of my adult's foot is _____.

**Which foot has the largest area?** \_\_\_\_\_

Don't forget to take a photo and upload it to your ClassDojo portfolio.

## Religion

This term we have been learning about God's creation and the things we can do to look after it. Write down some things you can do to look after these parts of God's creation.

<p><b>Animals</b></p> 	
<p><b>Plants</b></p> 	
<p><b>People</b></p> 	

Write down what you think might happen to the world if you do not care for God's creations.

---

---

---

---

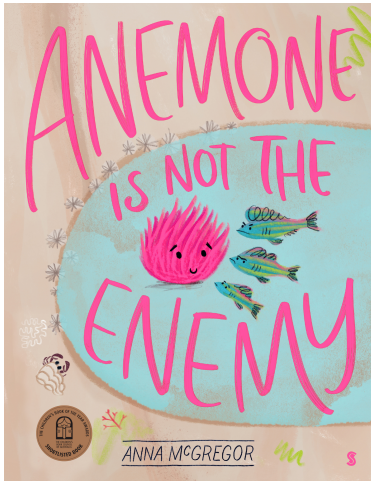
---

---

---

Tuesday 24th August, 2021

Reading



**Step 1 - Get your brain ready for reading this book.**

Look at the cover.

- Can you remember how the anemone was feeling when it saw the fish come into the rock pool?

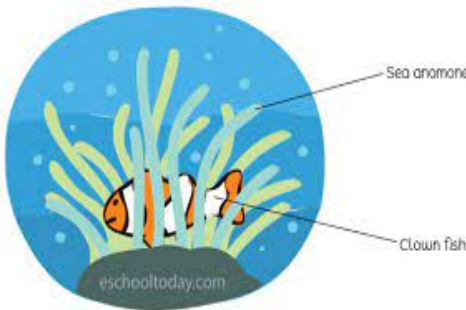
Now Think. Make Connections to Yourself, to another Text, to the World...

- Have you ever explored rock pools down at the beach?
- What creatures have you found in rock pools?

**Step 2. Listen to (and watch) this story again.**

<https://storyboxlibrary.com.au/stories/anemone-is-not-the-enemy>

Username and password - heps3021



The sea anemone and the clownfish work together.

How do these animals and plants work together to survive?

You can learn more about it here - <https://www.youtube.com/watch?v=EscV2lAzJb4>

**Draw the buffalo with the ox-pecker bird sitting on top.**

Buffalo and ox-pecker birds help each other.

**Draw the flower with the bee sitting on top.**

Bees and flowers help each other. Bees collect nectar and help flowers to grow.

# Writing

## For or Against?

*So far, we have discussed how people can have different thoughts, feelings and points of view about the same situation. For example, you might think that reading is the best way to spend leisure time. A friend might think that reading is not the best way to spend leisure time, because they prefer playing sports.*

*In these situations, we can use the words 'for' and 'against' to explain whether you agree or disagree with a particular topic.*

Re-watch the video Hey Little Ant on YouTube. (<https://youtu.be/ehH6l6v5sYM>).

Use the reasons included in the story that are for and against the following statement. They are written at the bottom of the page for you to sort.

**Statement:** The Boy Should Squish the Ant

<b><u>For</u></b> <i>The boy SHOULD squish the ant</i>	<b><u>Against</u></b> <i>The boy SHOULD NOT squish the ant</i>
<i>No one would care</i>	<i>I feed baby ants</i>

Ants can't feel	Giants don't know how ants feel	Ants are rude
Don't make me die	I am strong	They steal food
It won't hurt at all	My nest mates need me	All my friends do it



Number of the Day:

12

1. Write the number in words:

\_\_\_\_\_

2. What number comes next? \_\_\_\_\_

3. What number is 10 more? \_\_\_\_\_

4. What number is 2 less? \_\_\_\_\_

5. Count up by 10s: **12**, \_\_\_\_, \_\_\_\_, \_\_\_\_

6. Is it even or odd? \_\_\_\_\_

7. Partition the number using place value:

\_\_\_ Tens, \_\_\_ Ones

8. Arrange these numbers from smallest to largest: 16, 12, 23

\_\_\_\_\_

# Area

Area is the amount of space **inside** the boundary of a 2D object.

## Activity

Choose 1 resource to measure the area with. You need to have a lot of this resource to cover the entire area of the object. This could be sticky notes, stones, pasta shells... etc.

What did you choose? \_\_\_\_\_

<b>Objects to measure:</b>	<b>Area of each object:</b> Write each area in full sentences.
My hand	The area of my hand is _____.
A plate	The area of a plate is _____.
A book	The area of a book is _____.
A TV remote	The area of a TV remote is _____.

**1. Which object has the smallest area?**

\_\_\_\_\_

**2. Which object has the largest area?**

\_\_\_\_\_

# Inquiry

## Spring

**September, October and November** are the months in Spring.

Watch this video about the seasons of the year:

<https://www.youtube.com/watch?v=061ePX3k-hA>

### **Interview an adult!**


Ask an adult the following questions. Draw their answers.

**Don't** research any answers, we will do this on Friday.

<p><b>1. What is the weather like in Spring?</b></p>	<p><b>2. What type of clothing do we wear in Spring?</b></p>
<p><b>3. What do the animals do in Spring?</b></p>	<p><b>4. What happens to the plants and trees in Spring?</b></p>

Wednesday 25th August, 2021

Reading



**Step 1 - Get your brain ready for reading this book.**

Look at the cover. Let's make a prediction.

- Who will be in this story?
- Why is the girl saying "No! Never!"

Now Think. Make Connections to Yourself, to another Text, to the World...

- Have you ever told anyone "No!" or "Never!"

**Step 2. Now you can listen to (and watch) Michaela Banas read this story to us -**

<https://storyboxlibrary.com.au/storytellers/michala-banas>

Username and password - heps3021

Trace and Write these words -

No Never


N N

Write and Draw your answers -

What are some of the things Georgie says "No! Never" to?

# Writing

## Fish Are the Best Pets



Sort out the for and against statements below arguing why fish are or are not the best pets. Write each statement under the correct heading. The first ones have been done for you.

Fish only take up a small amount of space.	You cannot play with a fish outside.
A fish tank needs to be cleaned regularly.	Fish do not need to be taken for a walk.
Fish have a short life span.	Fish are reasonably cheap to buy and care for.



Number of the Day:

23

1. Write the number in words:

\_\_\_\_\_

2. What number comes next? \_\_\_\_\_

3. What number is 10 more? \_\_\_\_\_

4. What number is 2 less? \_\_\_\_\_

5. Count up by 10s: **23**, \_\_\_\_, \_\_\_\_, \_\_\_\_

6. Is it even or odd? \_\_\_\_\_

7. Partition the number using place value:

\_\_\_ Tens, \_\_\_ Ones

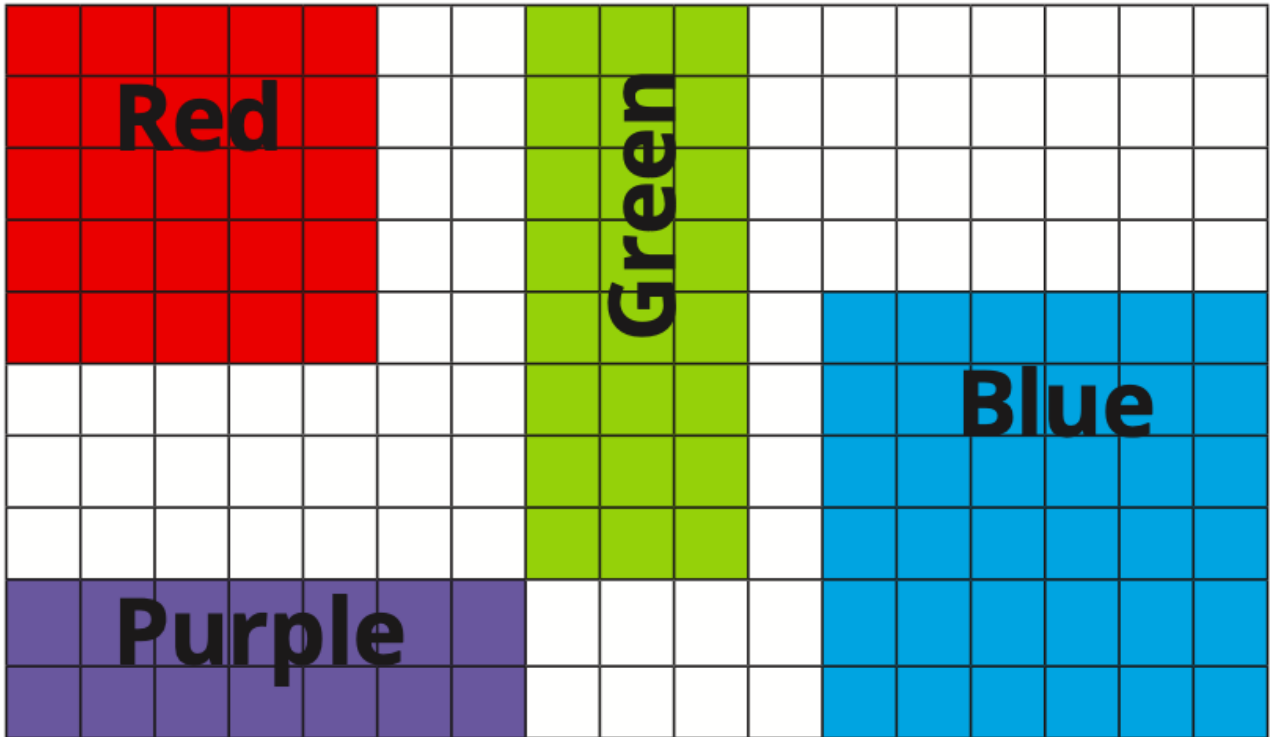
8. Arrange these numbers from smallest to largest: 23, 20, 25

\_\_\_\_\_

## Area

Area is the amount of space **inside** the boundary of a 2D object.

- ① Use the square grid to compare and measure the area of each of the four shapes.



- a) How many squares cover the red square? \_\_\_\_\_
- b) How many squares cover the purple rectangle? \_\_\_\_\_
- c) How many squares cover the green rectangle? \_\_\_\_\_

## Religion

Draw what the world would look like if we all cared for it and for each other.

Draw what the world would be like if we **did not** care for it and for each other.

Comment on the differences in both images and identify which world they would like to be a part of.

Thursday 26th August, 2021

**Sport**

**Week 7 Prep, 1 & 2 Physical Education Remote Learning**

Hello Prep, Grade 1 and 2 students, parents and carers,

Here are the Week 7 activities, students can access the websites using a device. Some activities require sports equipment, use something from around the house that would do the same job as the sports equipment. You need a small space to do most of these activities, if you have outdoor space then use that.

**PARENTS:**

If you don't have access to a digital device or internet, go for a bike ride, walk, little jog, kick to kick with siblings or adults (if weather permits).



UPLOAD ONE OR TWO PHOTOS ON TO THE FOLDER NAMED (Week 6 PE Task)

Students and Parents, please don't hesitate to contact me for any help or support on:  
[heribert.herrera@hestalbanssth.catholic.edu.au](mailto:heribert.herrera@hestalbanssth.catholic.edu.au)

Stay Safe and take care.

**Mr. Herrera Physical Education Teacher.**

**Warm-Up 5 Minutes**  
I'm learning to warm-up correctly.

- 

**Learning Intention:**  
I'm learning to warm-up correctly.



**Equipment:**

- Water Bottle
- Yoga mat (if you have one)
- Space to exercise

Warm Up Video:

Link: 😊 [Bobo P.E. | Kids Stretching Exercises | Home Workout](#)



<p><b>Activity or Skill</b>  <b>Yoga Sessions</b>  <b>Learning Intention:</b></p> <ul style="list-style-type: none"> <li>• I'm learning how my body can move in different ways.</li> </ul>	<p><b>ACTIVITY (20 MINUTES)</b>  <b>Link:</b> <a href="#">🏊 Tokyo Summer OLYMPICS Fitness Challenge! Bobo P.E.   FUNNY Workout</a></p> 
<p><b>Warm-Down</b>  Stretching is important to help us recover and cool down our body.</p> <p><b>Learning Intention:</b></p> <ul style="list-style-type: none"> <li>• I'm learning to cool down correctly after my activity.</li> </ul>	<p><b>Warm down for 5 to 10 minutes:</b>  <b>Link:</b> <a href="#">Bring It Down - Flow   GoNoodle</a></p> 



# Music

## Music Term 3 Week 7


### Gr. 1 & 2

#### THE ORCHESTRA

**PERCUSSION** instruments are instruments that you hit, scrape or shake! Watch this video from the House of Sound.

<https://www.youtube.com/watch?v=LbedzMj8B4U>

Now label and colour the instruments in the Percussion Family.



Timpani

Xylophone

Bass Drum

Cymbals

Snare Drum

Triangle

# Art

## Grades 1 and 2

**Learning Intentions: This week we are learning to draw clothes drying on the line along with your teddy bear on a windy day.**



### **DRAW YOUR OWN CLOTHESLINE**



Name: \_\_\_\_\_

Class: \_\_\_\_\_

Date: \_\_\_\_\_

1	2	3	4	5	6	7	8	9	10
一	二	三	四	五	六	七	八	九	十



Questions:

How many **zú qiú** are there? \_\_\_\_\_

How many **lán qiú** are there? \_\_\_\_\_

How many **gǎn lǎn qiú** are there? \_\_\_\_\_

How many **pīng pāng qiú** are there? \_\_\_\_\_



Term 3 Weeks 7 & 8: DIGITAL TECHNOLOGY/S.T.E.M.



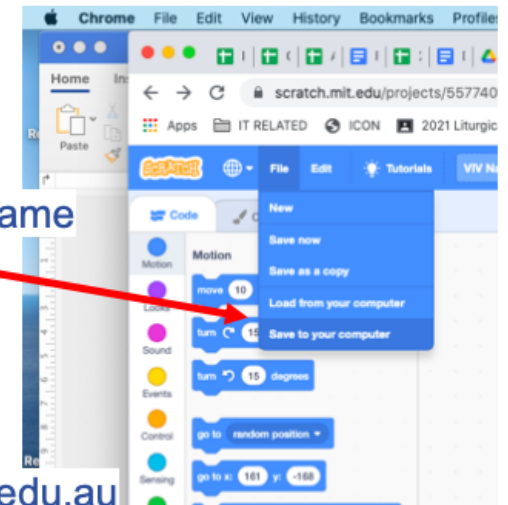
**Week 7:** Ask your classroom teacher for your login details, then visit the website and experiment with the various ideas. <https://scratch.mit.edu/ideas>

**Week 8:** Your Task will be to **ANIMATE YOUR NAME**. This is DUE by Friday 3<sup>rd</sup> September 2021.

1. Visit the website <https://scratch.mit.edu/projects/editor/?tutorial=name>
2. Watch the tutorial
3. Animate your own name using the coding blocks

### What to hand in? How to hand in?

1. You must SAVE the **ANIMATE YOUR NAME script** to your computer. The file name could be your full name and grade. Eg. **Peter Pan 3VF**
2. Send the work (this file) to me as an attachment in an email.
3. Make sure you tell me your full name and what grade you are in.



If you need help, please make sure you email me [vivian.faraj@hestalbanssth.catholic.edu.au](mailto:vivian.faraj@hestalbanssth.catholic.edu.au)

**Happy Coding!**

# Wellbeing

## Empathy

Do you know what EMPATHY means? Watch this clip to learn more.

[https://www.youtube.com/watch?v=9\\_1Rt1R4xbM](https://www.youtube.com/watch?v=9_1Rt1R4xbM)



Have you ever felt like this?  
What is this boy feeling right now?



Have you ever felt like this?  
What feelings is she feeling right now?




Has this ever happened to you?  
What feelings would he be feeling right now?



Friday 27th August, 2021

Reading



**Step 1 - Get your brain ready for reading this book.**

Look at the cover. Let's remember

- What can you remember about this story?

Now Think. Make Connections to Yourself, to another Text, to the World...

- Do you have to clean up your toys at home?
- What other things do your parents say you have to do?

**Step 2. Now you can listen to (and watch) this story again -**

<https://storyboxlibrary.com.au/storytellers/michala-banas>

Username and password - heps3021

Draw and Write your answers -

What happens when you say "no" or "never" to your parents or grandparents?

What happens when you say "yes" to your parents or grandparents?

Writing  
Taking Flight



Answer these questions to get your brain thinking about this photo.

What can you see happening in the picture?

What is it the bird is looking for?

What do birds eat?

Do all birds eat the same things?

Where do you think this bird lives?

Do you think it is eating just because it is hungry?



Read this story starter and then continue the story.

Write your story on paper and take a photo or type it into Class Dojo.

Remember to check your spelling and make sure you include a problem and a solution.

*It was a calm morning. There was a slight ripple on the surface of the blue water, caused by a wind that whipped across the bay.*

---

---

---

---

---

---

---

---

---

---

Number of the Day:

26

1. Write the number in words:

\_\_\_\_\_

2. What number comes next? \_\_\_\_\_

3. What number is 10 more? \_\_\_\_\_

4. What number is 2 less? \_\_\_\_\_

5. Count up by 10s: **26**, \_\_\_\_, \_\_\_\_, \_\_\_\_

6. Is it even or odd? \_\_\_\_\_

7. Partition the number using place value:

\_\_\_ Tens, \_\_\_ Ones

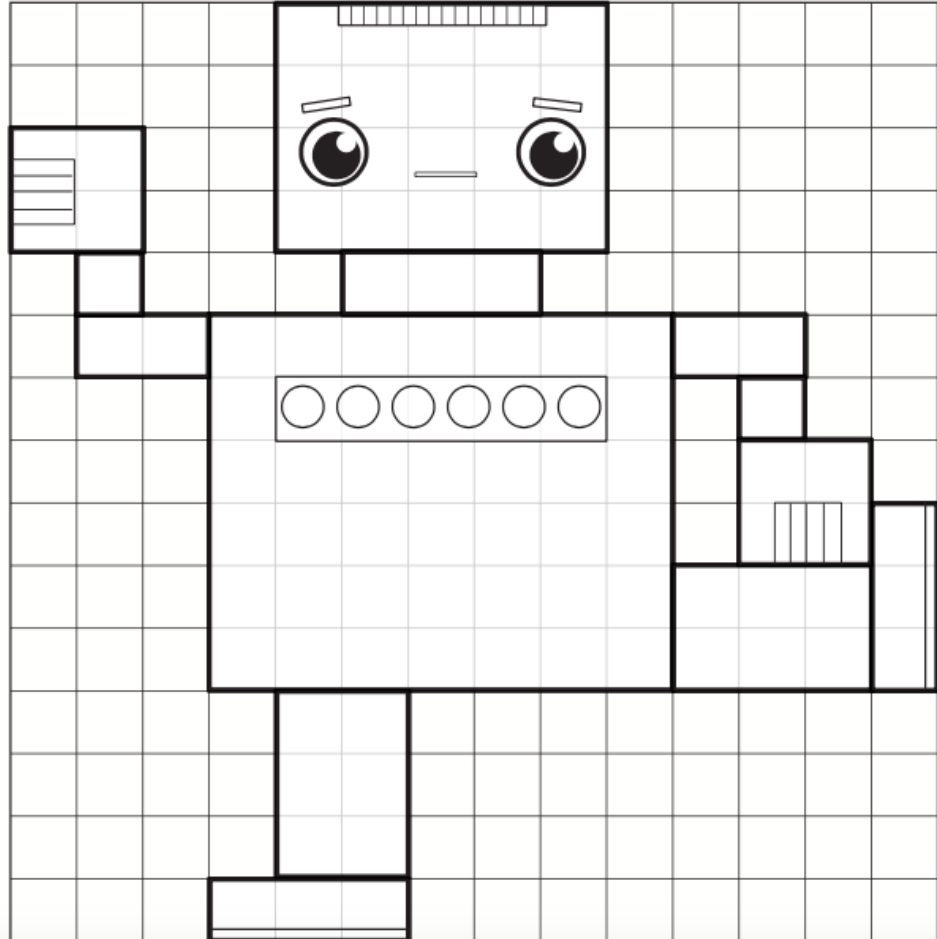
8. Arrange these numbers from smallest to largest: 19, 14, 26

\_\_\_\_\_

## Area

Area is the amount of space **inside** the boundary of a 2D object.

- ① Use different colours to colour in the various parts of the robot.  
Answer the questions below.



- a) How many squares cover the head of the robot? \_\_\_\_\_
- b) How many squares cover the body of the robot? \_\_\_\_\_
- c) How many squares cover both the legs and feet? \_\_\_\_\_

# Inquiry

## Spring

### Research with an adult!

With an adult, research the following topics. Draw any new information that your adult didn't mention during the interview on Tuesday.

<b>Animals</b>	<b>Plants</b>
<b>Weather</b>	<b>Clothing</b>