



**Holy Eucharist Catholic Primary School**

**1a Oleander Drive, St Albans South. VIC 3021**

**Phone: 8312 0900 Fax: 9366 8192**

**[www.hestalbandsstth.catholic.edu.au](http://www.hestalbandsstth.catholic.edu.au)**



# **Grade 3**

## **Modified Remote Learning Pack**

**Week Beginning - Monday 30th August 2021**

**Name:** \_\_\_\_\_


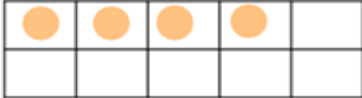
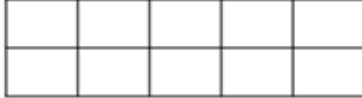
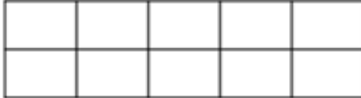
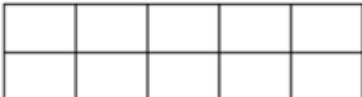
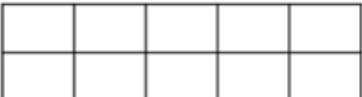
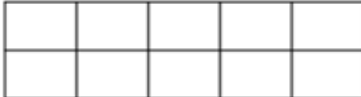


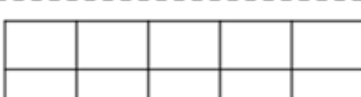
**Grade:** \_\_\_\_\_

## Spelling - /e words

1) Look at the 'e' spelling words below.

RED
table
little
bottle
saddle
people
apple
sparkle
sprinkle

2) Complete the Ten Frame Words activity below for each word.

Ten Frame Words		Write the spelling word and then use the ten frame to record how many letters are in the word.			
<b>Example</b>					
rain					
					
					
					

3) Complete the Scrabble Spelling activity below for each word



# Scrabble Spelling




Teach **THIS**

Write your spelling word and then use the scrabble tiles to add up the total value of each word.

A <sub>1</sub>	B <sub>3</sub>	C <sub>3</sub>	D <sub>2</sub>	E <sub>1</sub>	F <sub>4</sub>	G <sub>2</sub>	H <sub>4</sub>	I <sub>1</sub>	J <sub>8</sub>	K <sub>5</sub>	L <sub>1</sub>	M <sub>3</sub>	N <sub>1</sub>
O <sub>1</sub>	P <sub>3</sub>	Q <sub>10</sub>	R <sub>1</sub>	S <sub>1</sub>	T <sub>1</sub>	U <sub>1</sub>	V <sub>4</sub>	W <sub>4</sub>	X <sub>8</sub>	Y <sub>4</sub>	Z <sub>10</sub>		

[illegible][illegible]

4) Complete the Syllable Sort activity below for each word

<h1>Syllable Sort</h1>	Sort your spelling words into their syllable groups.	
<div data-bbox="236 472 488 629"> 1</div> <div data-bbox="204 629 608 1198"></div>	<div data-bbox="683 472 956 629"> 2</div> <div data-bbox="608 629 1011 1198"></div>	<div data-bbox="1106 472 1385 629"> 3</div> <div data-bbox="1011 629 1415 1198"></div>

- 5) Read your take home reader in class and complete the reading questions below.

## Reading Questions

Teach **THIS**

Stop and write some questions at each stage of the story, before reading, during reading and after reading.



What is the story about?



Who was in the story?



Where did the story happen?



What was the problem in the story?

- 6) Oral Language- Look at each of the images on the card and retell the story of what is happening. You will need to retell the story to an adult.

Tell the story.



© TeachThis.com.au (2010)

Tell the story.



Tell the story.



© TeachThis.com.au (2010)

Tell the story.



7) Writing- In your book or on a piece of paper, finish the following statement. You will need to have at least half a page of writing completed. Draw a matching picture.

***‘The funniest moment of my life so far is...***

---

---

---

---

---

---

---

---

---

---

***Picture***





# Emoji Addition and Subtraction Facts up to 10

Solve the calculations to reveal the hidden picture.

Each answer has a special colour:

**Yellow:**

0, 2, 4, 6, 8, 10

**Black:**

1, 3, 5, 7, 9

		$2 + 4$	$6 + 4$	$3 + 3$	$0 + 8$	$3 + 7$		
	$4 + 0$	$1 + 1$	$3 + 5$	$4 + 4$	$2 + 8$	$0 + 0$	$1 + 9$	
$0 + 1$	$3 + 2$	$3 + 0$	$1 + 6$	$1 + 0$	$2 + 3$	$9 + 0$	$0 + 3$	$6 + 1$
$1 + 1$	$2 + 1$	$2 + 5$	$1 + 4$	$0 + 10$	$1 + 2$	$4 + 1$	$3 + 6$	$5 + 1$
$1 + 5$	$10 + 0$	$5 + 4$	$1 + 8$	$3 + 7$	$0 + 5$	$2 + 7$	$3 + 3$	$6 + 2$
$1 + 9$	$5 + 5$	$5 + 1$	$2 + 2$	$7 + 3$	$5 + 3$	$2 + 8$	$1 + 3$	$4 + 6$
$2 + 4$	$4 + 3$	$9 + 1$	$3 + 5$	$0 + 6$	$4 + 4$	$2 + 6$	$0 + 9$	$0 + 2$
$1 + 7$	$0 + 4$	$8 + 1$	$9 + 1$	$6 + 4$	$4 + 0$	$5 + 2$	$4 + 2$	$6 + 0$
	$7 + 3$	$4 + 2$	$6 + 3$	$3 + 4$	$7 + 2$	$8 + 2$	$1 + 1$	
		$5 + 5$	$2 + 0$	$5 + 5$	$3 + 1$	$3 + 3$		

Challenge: Zayn says that  $4 + 6$  is the same as  $6 + 4$ . Is he correct?  
Explain your reasoning.

# Space Addition and Subtraction Facts up to 20 Mosaic

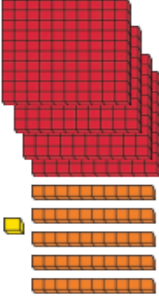
Solve the calculations to reveal the hidden picture. Each answer has a special colour.

Green: 20			Blue: 15			Pink: 12		
	$10 + 10$	$20 + 0$	$19 + 1$		$1 + 19$	$14 + 6$	$10 + 10$	
		$15 + 5$				$19 + 1$		
		$12 + 8$				$0 + 20$		
	$13 + 7$	$16 + 4$	$7 + 13$	$6 + 14$	$19 + 1$	$17 + 3$	$12 + 8$	
	$5 + 15$	$10 + 5$	$18 + 2$	$12 + 3$	$12 + 8$	$14 + 1$	$6 + 14$	
	$0 + 20$	$17 + 3$	$14 + 6$	$3 + 17$	$15 + 5$	$5 + 15$	$8 + 12$	
	$11 + 9$	$6 + 6$	$12 + 0$	$11 + 1$	$7 + 5$	$10 + 2$	$3 + 17$	
	$8 + 12$	$1 + 19$	$4 + 16$	$9 + 11$	$20 + 0$	$16 + 4$	$11 + 9$	
				$10 + 10$				
				$2 + 18$				

Challenge: How many ways can you make 10 using addition? Have you found all the ways? How do you know?

# Roll, Write, Expand and Draw

Roll 3 dice to make a 3-digit number. Fill in the boxes to show the number in 5 different ways, the first one is done for you.

My Number in Numerals	My Number in Words	My Number in Tens and Ones	My Number in Expanded Form	My Number in Pictures
451	four hundred and fifty-one	$\begin{array}{r} 4 \text{ hundred} \\ 5 \text{ tens} \\ 1 \text{ ones} \end{array}$	$\underline{400} + \underline{50} + \underline{1} = \underline{451}$	
		$\begin{array}{r} \text{--- hundred} \\ \text{--- tens} \\ \text{--- ones} \end{array}$	$\text{---} + \text{---} + \text{---} = \text{---}$	
		$\begin{array}{r} \text{--- hundred} \\ \text{--- tens} \\ \text{--- ones} \end{array}$	$\text{---} + \text{---} + \text{---} = \text{---}$	
		$\begin{array}{r} \text{--- hundred} \\ \text{--- tens} \\ \text{--- ones} \end{array}$	$\text{---} + \text{---} + \text{---} = \text{---}$	

# Guess My Number Puzzle

## 2-digit Numbers

Can you follow the clues and discover the secret numbers on the hundreds chart?



1	2	3	4	5	6	7	8	9	10
11	12	13	14	15	16	17	18	19	20
21	22	23	24	25	26	27	28	29	30
31	32	33	34	35	36	37	38	39	40
41	42	43	44	45	46	47	48	49	50
51	52	53	54	55	56	57	58	59	60
61	62	63	64	65	66	67	68	69	70
71	72	73	74	75	76	77	78	79	80
81	82	83	84	85	86	87	88	89	90
91	92	93	94	95	96	97	98	99	100

## Clues

1. I am less than 50.
2. If you skip count by 5s from 0 you will say me.
3. I have a 5 in the one's column.
4. I am more than the first 2-digit number you see.
5. I have a 2 in the tens column.

The secret  
number is

1. I am more than 20 and less than 70.
2. If you skip count by 2s from 21 you will say me.
3. I have a 9 in the ones column.
4. If you add 10 to 39 you will find me.
5. I have a 4 in the tens column.

The secret  
number is

1. I am less than 30.
2. If you skip count by 2s starting at 14 you will not say me.
3. If you skip count backwards by 2 starting at 14 you will say me.
4. I am less than the first 2-digit number you can see.
5. I am less than 9 and more than 7.

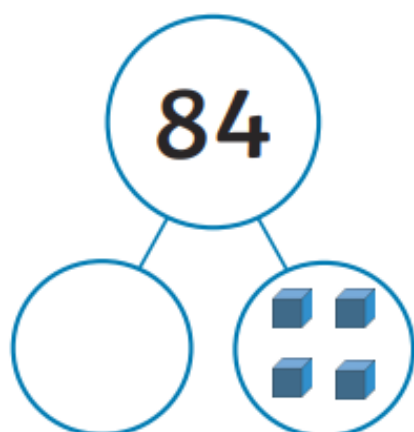
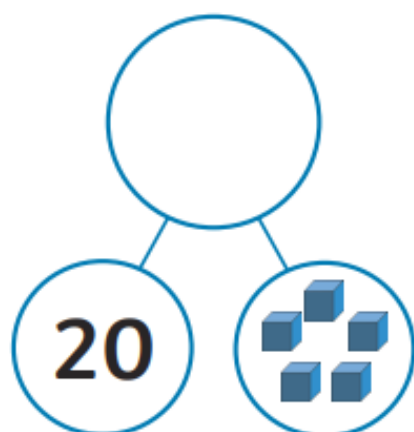

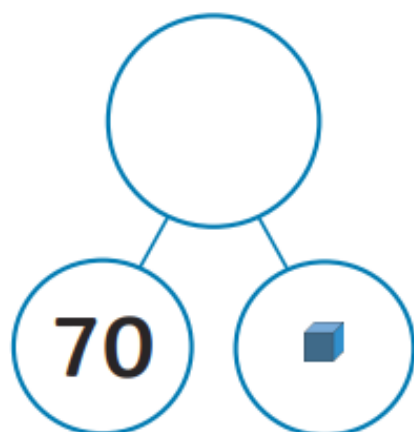
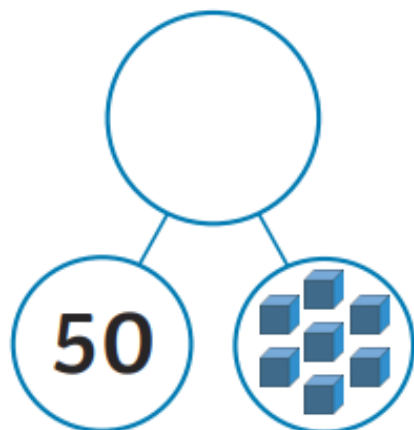
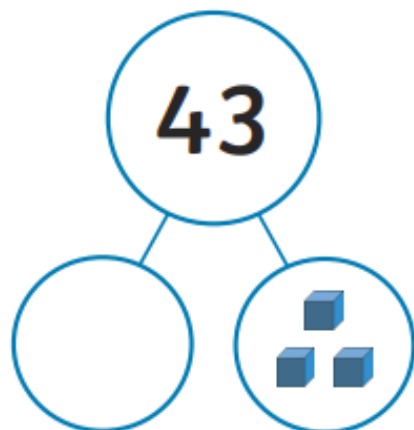
The secret  
number is

1. I am more than 19 and less than 63.
2. If you skip count by 10s starting at 19 you will say me.
3. If you added two to my number I would have a 4 in the ten's column.
4. I am 10 less than secret number #2.

The secret  
number is

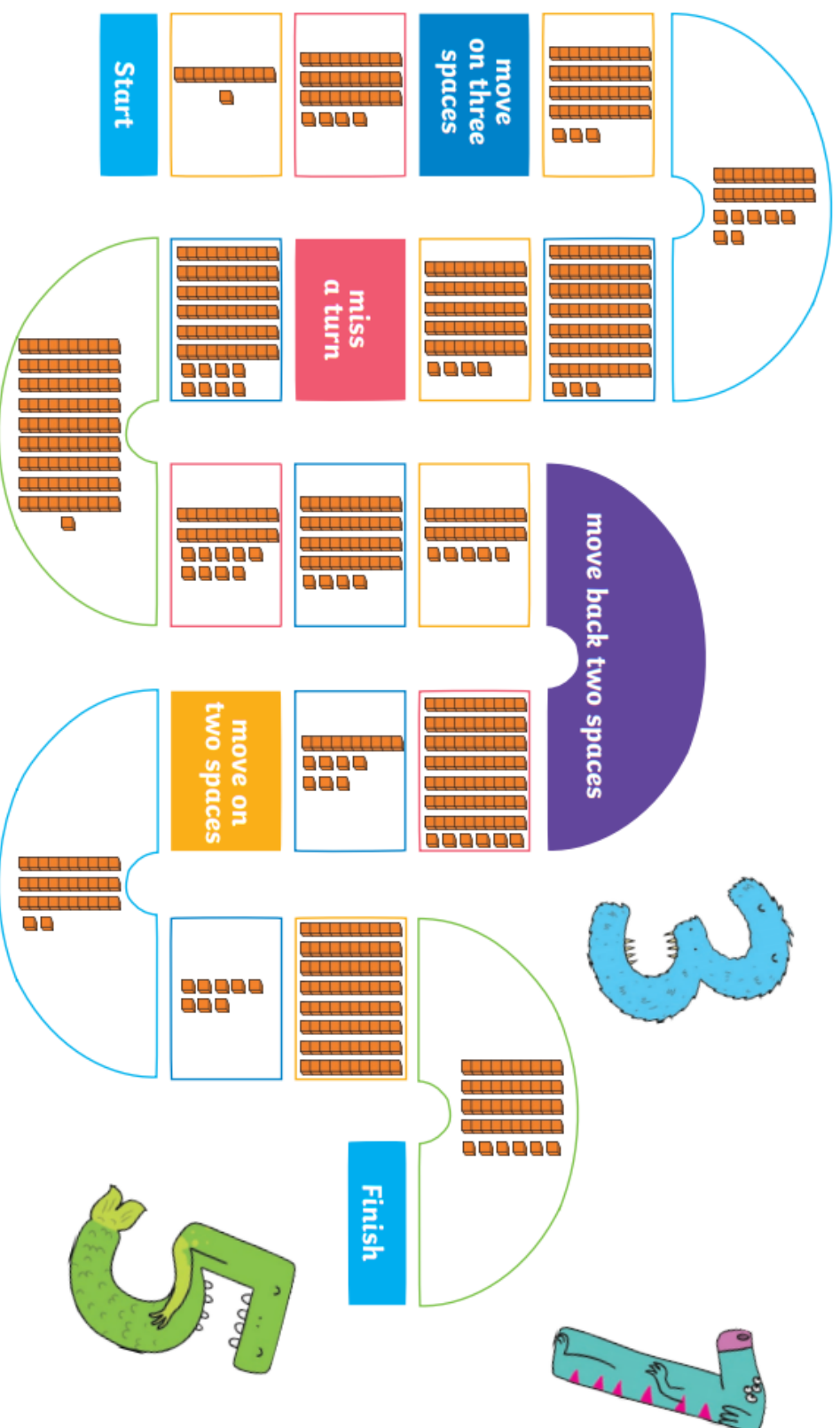
## Tens and Ones

Complete the part-part-whole pictures by adding the missing number.



## Base Ten Place Value

Roll a dice to move around the board. Use the blocks to name the numbers. The first player to reach the finish line wins!



## **Websites You Can Use**

### **Sunshine Online**

<https://library.sunshineonline.com.au/login/student>

Username: heps3021

Password: heps3021

### **Epic Reading**

<https://www.getepic.com/sign-in/educator>

3TN Class Code: etj8738

### **Mfacts 121**

<https://mfacts121.com/login/>

### **Essential Assessment**

<https://www.essentialassessment.com.au/student/>