



Holy Eucharist Catholic Primary School

1a Oleander Drive, St Albans South. VIC 3021

Phone: 8312 0900 Fax: 9366 8192

www.hestalbandsst.catholic.edu.au



Grade 3

Remote Learning Pack

Week Beginning - Monday 9th August 2021

Name: _____

Grade: _____

Monday August 9th

9 am - 10 am	<p>Reading: Introduction to the Author</p> <p>During our unit on Narrative writing we will be reading novels written by the author Roald Dahl. Read the biography on Roald Dahl and answer the following comprehension questions.</p> <ol style="list-style-type: none">1. Where and when was Roald Dahl born?2. Why did he not have a Welsh name?3. Why did he stop writing for newspapers and magazines?4. In what year did he join the RAF and what does RAF stand for?5. What forced him to take up writing?6. What is your favourite Roald Dahl book and why?
10 am	<p>Google Meet with your teacher</p>
10 am - 11 am	<p>Writing: Sizzling Starts - Food Fight!</p> <p>A Sizzling Start grabs the reader's attention using actions, sounds and dialogue to the beginning of the story.</p> <ol style="list-style-type: none">1) Look at the Food Fight Sizzling Start Graphic Organiser below. You can print and write on the template or write in a book or paper.2) Write down keywords for who, where, what and when using the picture prompt.3) Think about and reflect on the moment of change.4) Write down keywords about what sounds and dialogue could come from the picture part.
11 am - 12 pm	<p>LUNCH</p>
12 pm - 1 pm	<p>Maths: Fractions</p> <ol style="list-style-type: none">1. Log into your Studyladder account or message your teacher for your account details.2. Watch the video https://www.studyladder.com.au/games/activity/identifying-fractions-32194?backUrl=/games/mathematics/au-all-years/mathematics-fractions-550 about fractions.3. Complete the following worksheet, and colour in the fractions.
1 pm - 2 pm	<p>Inquiry: Solar System</p> <ol style="list-style-type: none">1. Watch https://www.youtube.com/watch?v=libKVRa01L82. Please complete a venn diagram about the similarities and differences of terrestrial and jovian planets3. Draw a map of our solar system with the sun and the centre and the planets in the correct orbiting order.
2 pm - 2:30 pm	<p>RECESS</p>
2:30 pm - 3 pm	<p>Off Screen Time</p> <p>It's time to get off your devices! You can play a game, play outside, read a book, have a chat with your family.</p>

Monday - Reading - Introduction to the Author

Roald Dahl was born on September 13th 1916, in Llandaff, Cardiff. Though he was born in Wales, his name is not Welsh. Both of his parents were from Norway. Roald Dahl used to go on holidays to visit his family in Oslo when he was a child. Unfortunately, his father died when he was only four years old.

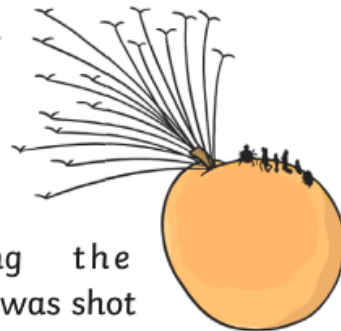


Did you know?

The tree in Fantastic Mr Fox is based on one that grew outside his home.

Roald Dahl often found himself in trouble at school as he didn't like the routine or following rules. He was once beaten by his teacher for putting a mouse in a jar of gobstoppers. Roald Dahl never forgot the gobstoppers and they are found in Charlie and the Chocolate Factory as Everlasting Gobstoppers. He moved school and never went to university, choosing to travel the world instead.

As soon as he could leave school, Roald travelled to Canada and soon after that, he chose to work in Tanzania, Africa. His thirst for adventure wasn't satisfied by just travelling. In 1939, he joined the RAF (Royal Air Force) to be a fighter pilot during the Second World War. During a mission, he was shot



Did you know?

Roald Dahl has sold over 200 million copies of his books.

down over Egypt and was badly injured, needing a number of operations that meant he could no longer be a pilot.

As he could no longer take part in the war, he moved to America and started writing for newspapers and magazines. Though he was a good writer, he always wanted to write stories that were more imaginary than real. This was perfect for children's books.

Roald Dahl sadly died on the 12th of November in 1990. He was 74 years old when he died. In his lifetime, he wrote 19 children's books.



Sizzling Starts - Food Fight!



Who:

Where:

What:

When:

What's the moment of change?


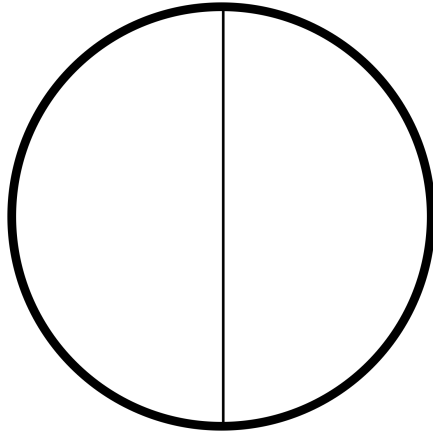
What sounds or dialogue does it start with?

Sizzling Start - Write the beginning to an exciting story using the picture prompt


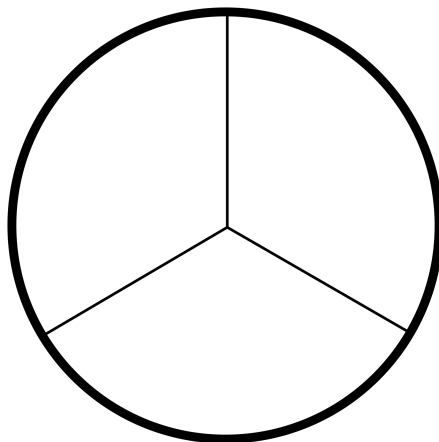
Maths - Fractions

Colour the fraction for each circle and each square

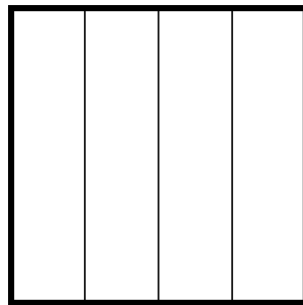
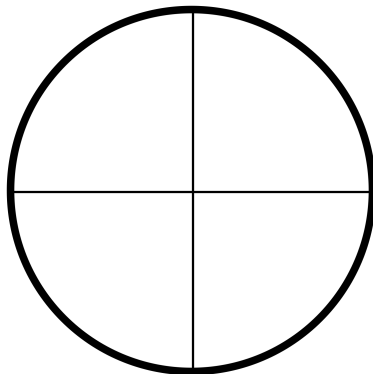
$\frac{1}{2}$



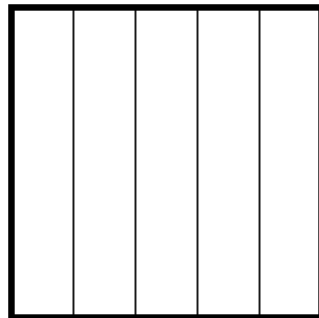
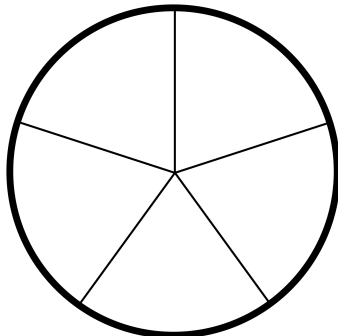
$\frac{1}{3}$



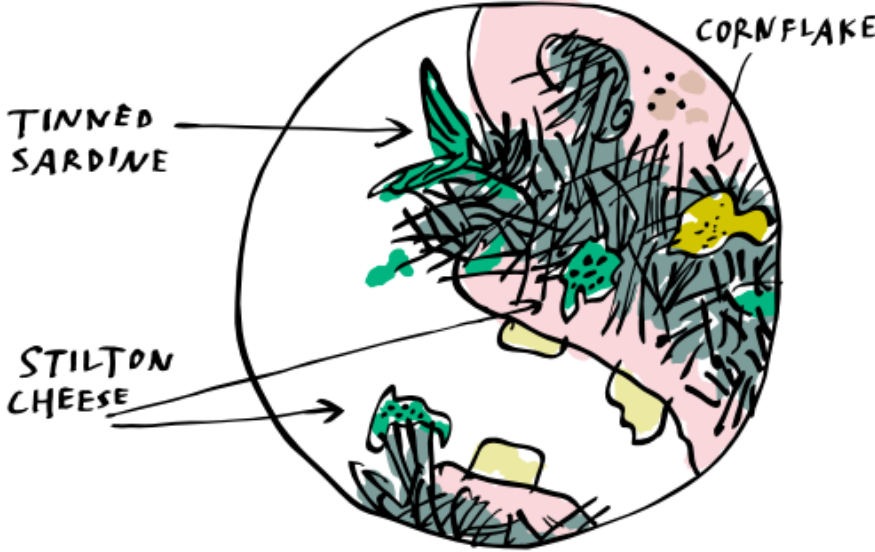
$\frac{1}{4}$




$\frac{1}{5}$



Tuesday August 10th

<p>9 am - 10 am</p>	<p>Reading: Meet Mr Twit Read the extract from the text (the extract can be found below). In your book or on a piece of paper, draw a picture of what you think Mr Twit looks like. Remember to use the description given by the author in the extract.</p> <p>Label your picture with descriptions from the text. Example, 'bits of old breakfast and lunch'.</p> 						
<p>10 am</p>	<p>Google Meet with your teacher</p>						
<p>10 am - 11 am</p>	<p>Writing: Tightening Tension - The Three Little Pigs</p> <p>One way to make stories interesting is by building tension. Tension is something author's use to create a problem in their stories. Tension means worry, fear, nerves or pressure. We can build tension in a story by using the idea of a:</p> <ul style="list-style-type: none"> - pebble (problem begins) - rock (problem increases in seriousness) - boulder (problem is at its highest point of tension). <p>1) Watch The Three Little Pigs at: https://www.youtube.com/watch?v=xGFjzp8wl1E. 2) Think about the problems in the story. 3) Draw up the following table:</p> <table border="1" data-bbox="422 1563 1380 1731"> <thead> <tr> <th data-bbox="422 1563 742 1619">Pebble</th> <th data-bbox="742 1563 1061 1619">Rock</th> <th data-bbox="1061 1563 1380 1619">Boulder</th> </tr> </thead> <tbody> <tr> <td data-bbox="422 1619 742 1731"></td> <td data-bbox="742 1619 1061 1731"></td> <td data-bbox="1061 1619 1380 1731"></td> </tr> </tbody> </table> <p>4) Record the three problems in the story and how they increase in tension from a small problem to a much bigger problem.</p>	Pebble	Rock	Boulder			
Pebble	Rock	Boulder					
<p>11 am - 12 pm</p>	<p>LUNCH</p>						
<p>12 pm - 1 pm</p>	<p>Maths: Fractions</p>						

	<ol style="list-style-type: none"> 1. Log into your Studyladder account or message your teacher for your account details. 2. Play this game on StudyLadder https://www.studyladder.com.au/teacher/resources/activity?activity_id=28402 3. Your task is to make quarters ($\frac{1}{4}$), thirds ($\frac{1}{3}$) and fifths ($\frac{1}{5}$) with objects you find at school/home you can: <ol style="list-style-type: none"> a. fold a piece of paper b. Cut a piece of fruit c. Use your colour pencils and organize them based on colour
<p>1 pm - 2 pm</p>	<p><u>Camp:</u></p> <p>Today is the day we were supposed to go to camp. We would like you to build a campsite with what you have at home.</p> <p>You could set up a tent or a box city or watch this video for inspiration to build a table cubby. https://www.youtube.com/watch?v=wl_tvIFCWMo</p>  <p>Please send a picture that we can share online tomorrow.</p> <p>Here are some campfire songs to sing https://www.youtube.com/watch?v=uyqYWzNJsFM</p>
<p>2 pm - 2:30 pm</p>	<p>RECESS</p>
<p>2:30 pm - 3 pm</p>	<p><u>Off Screen Time</u> It's time to get off your devices! You can play a game, play outside, read a book, have a chat with your family.</p>

Tuesday - Reading - Meet Mr Twit

MR. TWIT

PAGES 2-4

Mr Twit was one of these very hairy-faced men. The whole of his face except for his forehead, his eyes and his nose was covered with thick hair. The stuff even sprouted in revolting tufts out of his nostrils and ear-holes.

Mr Twit felt that this hairiness made him look terrifically wise and grand. But in truth he was neither of these things. Mr Twit was a twit. He was born a twit. And now at the age of sixty, he was a bigger twit than ever.

The hair on Mr Twit's face didn't grow smooth and matted as it does on most hairy-faced men. It grew in spikes that stuck out straight like the bristles of a nailbrush.

And how often did Mr Twit wash this bristly nailbrushy face of his?

The answer is NEVER, not even on Sundays.

He hadn't washed it for years.

DIRTY BEARDS

PAGES 2-4

Mr Twit didn't even bother to open his mouth wide when he ate. As a result (and because he never washed) there were always hundreds of bits of old breakfasts and lunches and suppers sticking to the hairs around his face.

Wednesday August 11th

<p>9 am - 10 am</p>	<p>Reading: Squiggly Spaghetti...The Twits Watch the following Youtube clip https://www.youtube.com/watch?v=eWvyB-QvbVA</p> <p>In your book or on a piece of paper, draw a Venn Diagram and compare and contrast the characters Mr and Mrs Twit. Reflect on some internal and external features of both characters.</p> <p>Example, Difference Mrs Twit had a glass eye that was always looking the other way / Mr Twit's whole face was covered with thick hair.</p>						
<p>10 am</p>	<p>Google Meet with your teacher</p>						
<p>10 am - 11 am</p>	<p>Writing: Tightening Tension - Mulan Scene Remember that one way to make stories interesting is by building tension. Tension is something author's use to create a problem in their stories. Tension means worry, fear, nerves or pressure. We can build tension in a story by using the idea of a:</p> <ul style="list-style-type: none"> - pebble (problem begins) - rock (problem increases in seriousness) - boulder (problem is at its highest point of tension). <p>1) Watch the tension scene in the film Mulan at: https://www.youtube.com/watch?v=Ht8dxvGkuSc.</p> <p>2) Think about the problems in the story.</p> <p>3) Draw up the following table:</p> <table border="1" data-bbox="424 1106 1382 1279"> <thead> <tr> <th data-bbox="424 1106 740 1167">Pebble</th> <th data-bbox="740 1106 1059 1167">Rock</th> <th data-bbox="1059 1106 1382 1167">Boulder</th> </tr> </thead> <tbody> <tr> <td data-bbox="424 1167 740 1279"></td> <td data-bbox="740 1167 1059 1279"></td> <td data-bbox="1059 1167 1382 1279"></td> </tr> </tbody> </table> <p>4) Record the pebble, rock and boulder from the scene. 5) Use the information in the table to write a descriptive paragraph about the scene in Mulan. Remember to use descriptive language (e.g. adjectives, adverbs, similes).</p>	Pebble	Rock	Boulder			
Pebble	Rock	Boulder					
<p>11 am - 12 pm</p>	<p>LUNCH</p>						
<p>12 pm - 1 pm</p>	<p>Maths: Fractions Game</p> <ol style="list-style-type: none"> 1. Watch the video about fractions https://www.youtube.com/watch?v=yT1WuyxTCmo 2. Play game fraction fiddle where you help someone match the fractions to part of a cake. Fraction fiddle: matching cake fractions 3. Draw the fractions you make during the game on a piece of paper. 						
<p>1 pm - 2 pm</p>	<p>Religion: Stewardship</p> <p>Stewardship is using the gifts that God gave you to look after the people and environment around you. It is about being a responsible disciple (follower) of God.</p> <ol style="list-style-type: none"> 1. Watch https://www.youtube.com/watch?v=lexjUqXYcts 						

	<p>2. Fill in the table below with examples of how people use their gifts to be stewards.</p> <p>Some examples are a talented cook will prepare food for their family at home, an inventor will create something that will clean pollution from the ocean (https://www.youtube.com/watch?v=ySp7HKD7jaw), someone who is a good reader will read at church on Sunday.</p>
2 pm - 2:30 pm	RECESS
2:30 pm - 3 pm	<p><u>Off Screen Time</u> It's time to get off your devices! You can play a game, play outside, read a book, have a chat with your family.</p>

Religion				
Stewardship				
Home	School	Community	Church	World

Thursday August 12th

Today you will have your specialist classes. If you have any questions or problems about your tasks, please message your specialist teachers on ClassDojo or at the following email addresses:

- P.E (Mr. Herrera): Heribert.Herrera@hestalbanssth.catholic.edu.au
- Music (Mr. O'Bree): Damian.OBree@hestalbanssth.catholic.edu.au
- L.O.T.E/Chinese (Miss Sun): Miyi.Sun@hestalbanssth.catholic.edu.au
- Art (Mrs. Hickey): Shobha.Hickey@hestalbanssth.catholic.edu.au
- Digital Technologies (Ms. Faraj): Vivian.Faraj@hestalbanssth.catholic.edu.au

9 am - 9:40 am	<u>Specialists</u> You will be participating in your specialist classes. Please check ClassDojo for your lesson from your specialist teacher or complete the worksheet in your Homework pack. 3S0 - Art (Mrs. Hickey) 3CL - LOTE (Miss Sun) 3DX - P.E (Mr. Herrera) 3TN - Music (Mr. O'Bree)
9:40 am - 10:20 am	<u>Specialists</u> You will be participating in your specialist classes. Please check ClassDojo for your lesson from your specialist teacher or complete the worksheet in your Homework pack. 3S0 - Music (Mr. O'Bree) 3CL - Art (Mrs. Hickey) 3DX - LOTE (Miss Sun) 3TN - P.E (Mr. Herrera)
10:20 am - 11 am	<u>Specialists</u> You will be participating in your specialist classes. Please check ClassDojo for your lesson from your specialist teacher or complete the worksheet in your Homework pack. 3S0 - P.E (Mr. Herrera) 3CL - Music (Mr. O'Bree) 3DX - Art (Mrs. Hickey) 3TN - LOTE (Miss Sun)
11:00 am - 12 pm	LUNCH
12:00 pm - 12:40 pm	<u>Specialists</u> You will be participating in your specialist classes. Please check ClassDojo for your lesson from your specialist teacher or complete the worksheet in your Homework pack. 3S0 - LOTE (Miss Sun) 3CL - P.E (Mr. Herrera) 3DX - Music (Mr. O'Bree) 3TN - Art (Mrs. Hickey)
12:40 pm - 1:20 pm	<u>Digital Technologies</u> Please complete the Digital Technology task for Ms. Faraj on ClassDojo. If you have finished this task, please catch up on any unfinished tasks.

1:20 pm - 2 pm	Google Meet with your teacher
2 pm - 2:30 pm	SNACK
2:30 pm - 3 pm	Off Screen Time It's time to get off your devices! Complete a physical activity of your choice (e.g. sport game, riding bike, skipping, Just Dance) or play a game (e.g. cards, marbles, toys).

PE



HOLY EUCHARIST SCHOOL

1A Oleander Drive St Albans South

Ph: 8312-0900



Term 3 Week 5 Grade 3 & 6 Physical Education Remote Learning

Hello 3-6 students, parents and carers,

Here are WEEK 5 activities, students can access the websites using a device. Some activities require sports equipment, use something from around the house that would do the same job as the sports equipment. You need a small space to do most of these activities, if you have outdoor space then use that.

STUDENTS:

If you don't have access to a digital device or internet, go for a bike ride, walk, little jog, kick to kick with siblings or adults (if weather permits).



No Google Meets in week 5, but please get outside and get active. (If weather permits)

Students and Parents, please don't hesitate to contact me for any help or support on:

heribert.herrera@hestalbandsst.catholic.edu.au



Stay Safe and take care of your family.

Mr. Herrera Physical Education Teacher.

<p>Warm-Up 5 Minutes</p> <p>Equipment:</p> <ul style="list-style-type: none"> • Water Bottle • Yoga mat (if you have one) • Space to exercise <p>Learning Intention: I'm learning to warm-</p>	<p>Make sure you warm up before the main activity. Watch the following YouTube Video if you don't have access to a device.</p> <p>Try these warm up activities: Run on spot for 30 seconds, Star jumps x 10, Frog jumps x 10, Squats for 20 seconds. High knees for 30 seconds,</p> <p>Warm Up Video: Warm Up Video:</p>
--------------------------------------------------------------------------------------------------------------------------------------------------------------------------------------------------------------------------------------------------------------	---------------------------------------------------------------------------------------------------------------------------------------------------------------------------------------------------------------------------------------------------------------------------------------------------------------------------------------------------------------------------

up correctly.



Link: [Here's the most EFFECTIVE warm up routine I use for my P.E lessons](#)



Activity or Skill:
Workout

Learning Intention:
I'm learning to build my strength and endurance.

Give each exercise a go, push yourself and be confident :)

YouTube Link: [20 Minute Full Body Workout - No Equipment Needed | The Body Coach TV](#)



Warm-Down
5-10 Minutes
Stretching is important to help us recover and cool down our body.

Learning Intention:

- I'm learning to cool down correctly after my activity.

Warm down for 5 to 10 minutes:
Link: [Let's Stretch | Monday Mobility Series | The Body Coach](#)





Holy Eucharist Catholic Primary School

1a Oleander Drive, St Albans South. VIC 3021


Phone: 8312 0900 Fax: 9366 8192

www.hestalbansth.catholic.edu.au



Grades 3 and 4

Learning Intentions: This week we are learning to create a dream catcher sun hanging by using aluminium foil and a roll of toilet paper. **HAVE FUN!!**



You will need: cardboard circle, toilet roll, aluminium foil, glue, scissors. **If you do not have the materials draw a sun with the rays around it, and colour it.**

Step 1 collect 1 or 2 empty rolls of toilet paper

Step 2 cut them into thin wedges, so they look like a leaf

Step 3 now trace round a small plate on the cardboard


Step 4 cut out the circle and wrap front and back with aluminium foil to represent the sun

Step 5 cut thin toilet roll wedges, as shown above and glue around the sun

Step 6 make a hole on the top, put a string through it and hang it where it can move with the wind

You have made a dream catcher hanging











Send a picture and save it in Google Classroom



DIGITAL TECHNOLOGY (WEEK 5)

VELS LEARNING DESCRIPTOR: Identify and explore digital systems (hardware and software components) for a purpose [\[VCDTDS013\]](#)

Watch/Work through the PowerPoint that is posted on DOJO and then complete the worksheet. If you already know the answers, complete the table.


NAME	IMAGE	Is this SOFTWARE or HARDWARE?
Monitor		
Windows (Operating System)		
Mouse		
Printer		
Word Processor		
CPU		
Pokémon Go		
Scratch		
USB Memory Stick		
Google Maps		

Music Term 3 Week 5

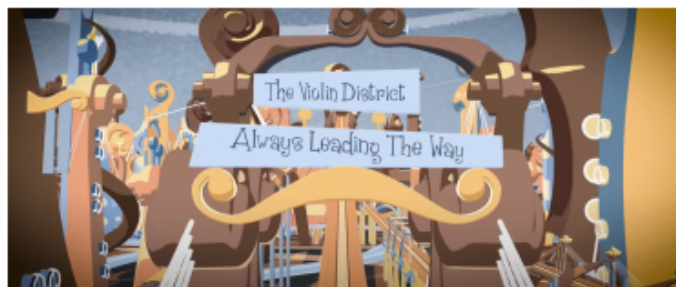
Gr. 3-6

THE ORCHESTRA



Watch this animation short film of a little quaver  travelling through the world of the orchestra. The little quaver travels through lots of musical **districts**.

<https://www.youtube.com/watch?v=a7veVFRkkQI>



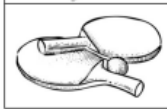

This short movie goes for just over 18 minutes so get comfortable and enjoy! It's very clever.

What was your favourite part of the short movie?

Chinese

Name: _____ Class: _____ Date: _____

Activity: Connect the pictures to the correct words and trace the Chinese characters & Pinyin.



yóu yǒng

游泳

zú qiú

足球

pīng pāng qiú

乒乓球

lán qiú

篮球

gǎn lǎn qiú

橄榄球

pǎo bù

跑步



tǐ cāo

体操

yùn dòng

运动

pái qiú

排球

wǎng qiú

网球

Well Done!! (•̀•́)

Please look after yourself and be safe!

-- Miss Sun

Maths

Name _____ name fractions

total number of letters in my name

The fraction of tall letters

The fraction of hanging letters

The fraction of short letters

The fraction of curved letters


The fraction of letters with a tail

The fraction capital letters

The fraction of straight letters

The fraction of vowel letters

Inquiry



Mercury is the closest planet to the sun, but it is not the hottest. Venus is the hottest planet because it has many clouds that trap in heat.



Venus has more volcanoes than any other planet.




Jupiter, the largest planet, has a "Great Red Spot." The red spot is a huge wind storm.



The sun is 93-million miles away from Earth. This is equal to 146-million kilometers.



Saturn is famous for its bright rings, but it isn't the only planet with rings. Jupiter, Uranus, and Neptune also have them.



Neptune is the stormiest planet. Its wind storms blow three times as fast as hurricanes on Earth.

Inquiry



Sun



Mercury



Venus



Earth



Moon



Mars



Jupiter



Saturn



Uranus



Neptune

Planet	Colour	Symbol	Image

Planet	Colour	Symbol	Image

Planet	Colour	Symbol	Image