



Holy Eucharist Catholic Primary School

1a Oleander Drive, St Albans South. VIC 3021

Phone: 8312 0900 Fax: 9366 8192

www.hestalbanssth.catholic.edu.au



Grade 3

Remote Learning Pack

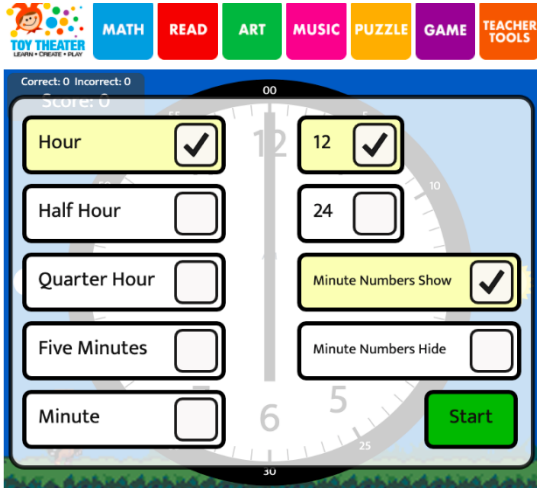
Week Beginning - Monday 16th August 2021

Name: _____

Grade: _____

Monday August 16th

9 am - 10 am	<p>Reading: Nasty Tricks</p> <p>Mr and Mrs Twit play many nasty tricks on each other throughout the book. Read the two extracts from the novel below.</p> <p>You are now going to write your own chapter and invent a new trick. Use the following headings and sequence to help you invent and plan your new tick.</p> <p>CHAPTER TITLE:</p> <p>WHO WILL PLAY THE TRICK?</p> <p>WHICH OBJECT WILL BE USED IN THE TRICK?</p> <p>WHERE WILL THE TRICK TAKE PLACE?</p> <table><tr><td>WHY PLAY THE TRICK?</td><td></td></tr><tr><td>WHAT WILL THE TRICK INVOLVE?</td><td></td></tr><tr><td>HOW WILL THE TRICK BE SET UP?</td><td></td></tr><tr><td>HOW DOES THE TRICK BEGIN?</td><td></td></tr><tr><td>HOW WILL THE TRICKSTER ACT?</td><td></td></tr><tr><td>HOW DOES THE VICTIM REACT?</td><td></td></tr><tr><td>HOW DOES THE TRICK END?</td><td></td></tr></table>	WHY PLAY THE TRICK?		WHAT WILL THE TRICK INVOLVE?		HOW WILL THE TRICK BE SET UP?		HOW DOES THE TRICK BEGIN?		HOW WILL THE TRICKSTER ACT?		HOW DOES THE VICTIM REACT?		HOW DOES THE TRICK END?	
WHY PLAY THE TRICK?															
WHAT WILL THE TRICK INVOLVE?															
HOW WILL THE TRICK BE SET UP?															
HOW DOES THE TRICK BEGIN?															
HOW WILL THE TRICKSTER ACT?															
HOW DOES THE VICTIM REACT?															
HOW DOES THE TRICK END?															
10 am	Google Meet with your teacher														
10 am - 11 am	<p>Writing: Spelling</p> <p>With your spelling words complete one of the following tasks</p> <ol style="list-style-type: none">1. Complete a look, say, cover, write, check for all of your words2. With a dictionary (book or online) find the definitions for some of your words.3. Write all of your spelling words in a bubble or block writing and colour them in!														
11 am - 12 pm	LUNCH														

12 pm - 1 pm	<p>Maths: Times and Fractions</p> <p>Speed: Please play Sunset Maths from Essential Assessment for 10 minutes</p> <ol style="list-style-type: none"> 1. Watch https://www.youtube.com/watch?v=4jn2-Jv7DoE 2. Go to this website for toy theatre https://toytheater.com/telling-time/  <ol style="list-style-type: none"> 3. Please play this game 3 times - Hour, half hour and quarter hour <p>Maths Extension Optional: Four Paths</p>
1 pm - 2 pm	<p><u>Inquiry:</u> National Science Week - Experiments</p> <p>Today we are celebrating National Science week with some science experiments about gravity.</p> <p>Before you experiment</p> <ol style="list-style-type: none"> 1. Write a hypothesis (prediction of what you think will happen) <p>After the experiment</p> <ol style="list-style-type: none"> 1. Write the results <p>E.G. Before I do the experiment I hypothesize that the water will fall out of the can and land all over my head. The results were exactly what I predicted, the water all fell out and I got very wet. Gravity doesn't work with the experiment because the water fell out.</p>
2 pm - 2:30 pm	RECESS
2:30 pm - 3 pm	<p><u>Off Screen Time</u></p> <p>It's time to get off your devices! You can play a game, play outside, read a book, have a chat with your family.</p>

THE FROG

PAGES 12-15

To pay her back for the glass eye in his beer, Mr Twit decided he would put a frog in Mrs Twit's bed.

He caught a big one down by the pond and carried it back secretly in a box.

That night, when Mrs Twit was in the bathroom getting ready for bed, Mr Twit slipped the frog between her sheets. Then he got into his own bed and waited for the fun to begin.

Mrs Twit came back and climbed into her bed and put out the light. She lay there in the dark scratching her tummy. Her tummy was itching. Dirty old hags like her always have itchy tummies.

Then all at once she felt something cold and slimy crawling over her feet. She screamed.

'What's the matter with you?' Mr Twit said.

'Help!' screamed Mrs Twit, bouncing about. 'There's something in my bed!'

'I'll bet it's that Giant Skillywiggler I saw on the floor just now,' Mr Twit said.

'That what?' screamed Mrs Twit.

'I tried to kill it but it got away,' Mr Twit said. 'It's got teeth like screwdrivers!'

'Help!' screamed Mrs Twit. 'Save me! It's all over my feet!'

'It'll bite off your toes,' said Mr Twit.

Mrs Twit fainted.

Mr Twit got out of bed and fetched a jug of cold water. He poured the water over Mrs Twit's head to revive her. The frog crawled up from under the sheets to get near the water. It started jumping about on the pillow. Frogs love water. This one was having a good time.

When Mrs Twit came to, the frog had just jumped on to her face. This is not a nice thing to happen to anyone in bed at night. She screamed again.

'By golly it is a Giant Skillywiggler!' Mr Twit said. 'It'll bite off your nose.'

Mrs Twit leapt out of bed and flew downstairs and spent the night on the sofa. The frog went to sleep on her pillow.



THE GLASS EYE

PAGES 9-11

You can play a lot of tricks with a glass eye because you can take it out and pop it back in again any time you like. You can bet your life Mrs Twit knew all the tricks.

One morning she took out her glass eye and dropped it into Mr Twit's mug of beer when he wasn't looking.

Mr Twit sat there drinking the beer slowly. The froth made a white ring on the hairs around his mouth. He wiped the white froth on to his sleeve and wiped his sleeve on his trousers.

'You're plotting something,' Mrs Twit said, keeping her back turned so he wouldn't see that she had taken out her glass eye. 'Whenever you go all quiet like that I know very well you're plotting something.'

Mrs Twit was right. Mr Twit was plotting away like mad. He was trying to think up a really nasty trick he could play on his wife that day.

'You'd better be careful,' Mrs Twit said, 'because when I see you starting to plot, I watch you like a wombat.'

'Oh, do shut up, you old hag,' Mr Twit said. He went on drinking his beer, and his evil mind kept working away on the latest horrid trick he was going to play on the old woman.

Suddenly, as Mr Twit tipped the last drop of beer down his throat, he caught sight of Mrs Twit's awful glass eye staring up at him from the bottom of the mug. It made him jump.

'I told you I was watching you,' cackled Mrs Twit. 'I've got eyes everywhere so you'd better be careful.'



Writing - Spelling

WEEK 5

FOCUS: The diagraph /or/ making the sound “er” as in worm.

RED	BLUE	GREEN
worm	worthwhile	workmanship
word	workship	unworkable
work	world	worthwhile
rework	Worldly worldwide	workship
worksheet	Worse worsen	Worse worsen
worth	Earthworm	Earthworm
Worthy unworthy	artwork	artwork
worst	homework	homework

Maths Extension: Four Paths

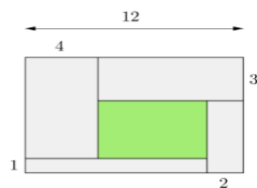
Hint: Filling in the missing numbers



Problem

Four rectangular paths of width 1, 2, 3 and 4 metres are arranged as shown to form a larger rectangular area measuring 8 m by 12 m.

These paths border a smaller rectangular lawn.



What is the area of the lawn, in square metres?



Multiple Choice

A. 12 m^2

B. 16 m^2

C. 18 m^2

D. 20 m^2


E. 24 m^2

5 Down with Gravity

Experiment with weight and the force of gravity.

STEPS

1. Place newspaper on the floor.
2. Place a chair on top of the newspaper.
3. Carefully stand on the seat of the chair.
4. Hold one orange in each hand, extend your arms. Each orange must be at the same height.
5. Let the oranges go at the same time and observe which one lands first.
6. Repeat from step 3 but this time hold an orange in one hand and a grape in the other.
7. Observe which one lands first.



Materials

- newspaper
- 2 oranges
- chair
- grape

Did You Know?

The force on Earth that pulls everything down is called gravity. No matter how much an object weighs, gravity pulls it downwards at the same speed.




4 Making Gravity

Make your own gravity.

STEPS

1. Attach a piece of string to a small can.
2. Half fill the can with water.



3. Do not put the lid back on.
4. In an outside area, swing the can around your head very quickly.

Materials

- small can
- string
- water

Did You Know?

The surface gravity on the planets in our solar system varies. If Earth has a surface gravity of one, the surface gravity on the other planets would be as follows:

Mercury: 0.38	Venus: 0.91
Mars: 0.38	Jupiter: 2.36
Saturn: 0.92	Uranus: 0.89
Neptune: 1.12	Pluto*: 0.07

*Dwarf planet



Tuesday August 17th

<p>9 am - 10 am</p>	<p>Reading: Nasty Tricks 'Continued'</p> <p>Yesterday you began inventing and planning a new trick to add to the many tricks Mr and Mrs Twit play on one another through the novel <i>The Twits</i>.</p> <p>A storyboard is what illustrators use to show their sequence of events in a visual form. Create a storyboard to illustrate how your new trick unfolds from the beginning to end. Your storyboard should include pictures and speech bubbles for dialogue. Below is a picture of what a storyboard should look like.</p>
<p>10 am</p>	<p>Google Meet with your teacher</p>
<p>10 am - 11 am</p>	<p>Writing: New Trick Invention</p> <p>During the reading hour, you created a storyboard to showcase your newly invented trick. Write a description explaining from beginning to end the trick you just invented. You can attach this below your storyboard. Remember to use lots of descriptive language when explaining your new invented trick.</p> <p>During your Google Meet on Wednesday, your classroom teacher will allow you time to share your new trick invention with your grade.</p>
<p>11 am - 12 pm</p>	<p>LUNCH</p>
<p>12 pm - 1 pm</p>	<p>Maths: Speed: Ten Minutes on MFACTS to practice timetables</p> <ol style="list-style-type: none"> 1) Re-watch https://www.youtube.com/watch?v=4jn2-Jv7DoE. 2) Go to this website for toy theatre: https://toytheater.com/telling-time/ 3) Practise the 5 minutes to Minutes section on the clock. <p>Maths Extension (optional): Problemo - Fencing</p>

1 pm - 2 pm	<p><u>Inquiry:</u> National Science Week - Experiments</p> <p>Today we are celebrating National Science week with some science experiments about astronomy (the stars).</p> <p>Before you experiment</p> <ol style="list-style-type: none"> 2. Write a hypothesis (prediction of what you think will happen) <p>After the experiment</p> <ol style="list-style-type: none"> 2. Write a results
2 pm - 2:30 pm	RECESS
2:30 pm - 3 pm	<p><u>Off Screen Time</u></p> <p>It's time to get off your devices!</p> <p>You can play a game, play outside, read a book, have a chat with your family.</p>

Maths Extension: Fencing

Hint: its a triangle, it's ok to draw it out to help solve it



Problem

The distance between fenceposts is 5 metres.

What is the number of fenceposts needed to build a fence around a triangular paddock with sides 25 m, 25 m and 30 m?

Multiple Choice

A. 13

B. 15

C. 16

D. 17

E. 19

24 Stars in the Day

Can you see stars in the day time?

STEPS

1. Use your hole punch to make holes in the cardboard. These holes will represent stars.
2. Put the piece of cardboard inside a white envelope.
3. Turn the lights off in a room and shine a lamp on to the front of the envelope. The envelope reflects the light so you cannot see the stars inside.
4. Try shining the light from behind the envelope.



Materials

- paper
- hole punch
- cardboard
- white envelope
- lamp

Did You Know?

You can see the stars better in the country than in the city. In the city, pollution and streetlights make it more difficult to see faint lights in the sky.



25 Gazing at Stars


Galaxies are moving away from each other.
How does this happen?

STEPS

1. Blow up your balloon to half its capacity but do not tie it.
2. With your marker draw small specks all over the balloon.
3. Blow more air into the balloon and then note the position of the specks.
4. Keep blowing and observing the specks. What do you notice?

Did You Know?

Scientists think that the Universe is growing in size just like your balloon did. This means that the galaxies are moving away from each other, leaving more and more distance between them.

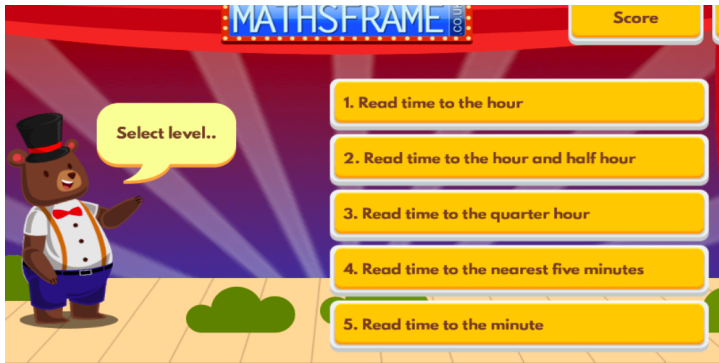


Materials

- balloon
- waterproof marker



Wednesday August 18th

9 am - 10 am	<p>Reading: Sticky Situations Read the extract below and imagine you are one of the four boys as you are reading.</p> <p>Today you are going to pretend that you are one of the boys who was stuck in the tree and are being interviewed by a TV news reporter. Answer the following questions from the perspective of the character.</p> <ul style="list-style-type: none"> • Explain why your other friends are not here- Were they too frightened of Mr Twit to go on TV? Were they in trouble with their parents for being out all night?) • Give a description of Mr Twit, what did he look like? • Explain what happened and how you felt
10 am	Google Meet with your teacher
10 am - 11 am	<p>Writing: Resolution We have looked at what happens when characters experience tension in stories. It's now important to think about how characters can get themselves out of these tense situations. This is known as a solution or resolution.</p> <ol style="list-style-type: none"> 1) Watch the video Problem and Solution Introduction at: https://www.youtube.com/watch?v=xgAMffDLw2g. 2) At the end of the video there is a problem about a girl called Sarah who went to play at recess and she couldn't find anyone to play with. Write a resolution to this problem. <p><i>Remember to...</i></p> <ul style="list-style-type: none"> - Bring a resolution (fixing the problem/s) to the problem in the story. - Use descriptive language (e.g. adjectives, adverbs, similes) to show and not tell the events. - Re-read and edit your writing for spelling, grammar and punctuation.
11 am - 12 pm	LUNCH
12 pm - 1 pm	<p>Maths: Speed: Go on to Sunset Maths, on Essential Assessment and play for 10 maths.</p> <ol style="list-style-type: none"> 1. Go to https://mathsframe.co.uk/en/resources/resource/116/telling-the-time 2. Play ALL the different options - In grade 3 we need to be able to tell the time to minute.  <p>Maths Extension Optional: Squares and Rectangles</p>
1 pm - 2	Religion:

pm	<p>The earth and all life on it are part of God's creation. We are called to respect this gift. We are responsible for taking care of the world we live in and for sharing all the wonders and resources the earth gives us.</p> <ol style="list-style-type: none"> 1. Watch this video https://www.youtube.com/watch?v=wd-UyAqlcCs 2. Let's try something different 3. Write a hymn (song) about stewardship, caring and taking responsibility for God's creations 4. The template is below with numbers for the amount of lines to write. Chorus are repeated 5. Record yourself singing and upload it to Dojo!
2 pm - 2:30 pm	RECESS
2:30 pm - 3 pm	<p>Off Screen Time It's time to get off your devices! You can play a game, play outside, read a book, have a chat with your family.</p>

Writing - Resolution

Draw up the following table:

Problem	Resolution

Reading: Sticky Situations

FOUR STICKY LITTLE BOYS

PAGES 41-43

On one Tuesday evening after Mr Twit had been up the ladder and smeared the tree with HUGTIGHT, four little boys crept into the garden to look at the monkeys. They didn't care about the thistles and stinging-nettles, not when there were monkeys to look at. After a while, they got tired of looking at the monkeys, so they explored further into the garden and found the ladder leaning against The Big Dead Tree. They decided to climb up it just for fun.

There's nothing wrong with that.

The next morning, when Mr Twit went out to collect the birds, he found four miserable little boys sitting in the tree, stuck as tight as could be by the seats of their pants to the branches. There were no birds because the presence of the boys had scared them away.

Mr Twit was furious. 'As there are no birds for my pie tonight,' he shouted, 'then it'll have to be boys instead!'

He started to climb the ladder. 'Boy Pie might be better than Bird Pie,' he went on, grinning horribly. 'More meat and not so many tiny little bones!'

The boys were terrified.

'He's going to boil us!' cried one of them.

'He'll stew us alive!' wailed the second one.

'He'll cook us with carrots!' cried the third.

But the fourth little boy, who had more sense than the others, whispered, 'Listen, I've just had an idea. We are only stuck by the seats of our pants. So quick! Unbutton your pants and slip out of them and fall to the ground.'

Mr Twit had reached the top of the ladder and was just about to make a grab for the nearest boy when they all suddenly tumbled out of the tree and ran for home with their naked bottoms winking at the sun.





Problem

A rectangle is formed by putting three identical squares in a row. The perimeter of the rectangle is 24 cm.

What is the area of the rectangle, in square centimetres?

Multiple Choice

A. 27

B. 30

C. 36

D. 24

E. 48

Hint: draw it out, use a ruler

Religion: Hymn about stewardship

Title 1-

Chorus 1-
2-
3-

Verse 1-
2-
3-

Chorus (repeat) 1-
2-
3-

Verse 1-
2-
3-

Chorus (repeat) 1-
2-
3-

Thursday August 19th

Today you will have your specialist classes. If you have any questions or problems about your tasks, please message your specialist teachers on ClassDojo or at the following email addresses:

- P.E (Mr. Herrera): Heribert.Herrera@hestalbanssth.catholic.edu.au
- Music (Mr. O'Bree): Damian.OBree@hestalbanssth.catholic.edu.au
- L.O.T.E/Chinese (Miss Sun): Miyi.Sun@hestalbanssth.catholic.edu.au
- Art (Mrs. Hickey): Shobha.Hickey@hestalbanssth.catholic.edu.au
- Digital Technologies (Ms. Faraj): Vivian.Faraj@hestalbanssth.catholic.edu.au

9:10 am - 9:30 am	<u>Whole School Liturgy</u>
9:30 am - 10 am	<u>Specialists</u> You will be participating in your specialist classes. Please check ClassDojo for your lesson from your specialist teacher or complete the worksheet in your Homework pack. 3S0 - Art (Mrs. Hickey) 3CL - LOTE (Miss Sun) 3DX - P.E (Mr. Herrera) 3TN - Music (Mr. O'Bree)
10 am - 10:30 am	<u>Specialists</u> You will be participating in your specialist classes. Please check ClassDojo for your lesson from your specialist teacher or complete the worksheet in your Homework pack. 3S0 - Music (Mr. O'Bree) 3CL - Art (Mrs. Hickey) 3DX - LOTE (Miss Sun) 3TN - P.E (Mr. Herrera)
10:30 am - 11 am	<u>Specialists</u> You will be participating in your specialist classes. Please check ClassDojo for your lesson from your specialist teacher or complete the worksheet in your Homework pack. 3S0 - P.E (Mr. Herrera) 3CL - Music (Mr. O'Bree) 3DX - Art (Mrs. Hickey) 3TN - LOTE (Miss Sun)
11:00 am - 12 pm	LUNCH
12:00 pm - 12:30 pm	<u>Specialists</u> You will be participating in your specialist classes. Please check ClassDojo for your lesson from your specialist teacher or complete the worksheet in your Homework pack. 3S0 - LOTE (Miss Sun) 3CL - P.E (Mr. Herrera) 3DX - Music (Mr. O'Bree) 3TN - Art (Mrs. Hickey)
12:30 pm - 1 pm	<u>Digital Technologies</u> Please complete the Digital Technology task for Ms. Faraj on ClassDojo. If you have finished this task, please catch up on any unfinished tasks.

1 pm - 1:30 pm	<u>Finishing Off</u> Please use this time to catch up on any unfinished tasks.
1:30 pm - 2 pm	Google Meet with your teacher
2 pm - 2:30 pm	SNACK
2:30 pm - 3 pm	<u>Off Screen Time</u> It's time to get off your devices! Complete a physical activity of your choice (e.g. sport game, riding bike, skipping, Just Dance) or play a game (e.g. cards, marbles, toys).


DCT: Longest Paper Plate Competition

How long can you make one paper plate by cutting it in some way?

THE RULES

- You are only **ALLOWED** to use a **paper plate** and a **pair of scissors**.
- You are **NOT ALLOWED** to use **glue** or **sticky-tape**.
- You are allowed to try different ways to find your answer because working it out is a bit tough. Change your design more than once and test it out.
- **You must submit your work as a short video. The video needs to show your LONGEST PAPER PLATE and answer these questions**
 1. What is your first name and surname?
 2. What grade are you in?
 3. How long is your plate? How do you know?
 4. How did you make the plate long? What did you do?
 5. How do you know that you have made the longest plate?
 6. Did you plan what you were going to do first or did you just do it?
 7. Did you have fun?
 8. What did this activity teach you?

Where to send your videos: You can send them to me by posting to your DOJO portfolio, DOJO parent messages, Classroom Submission/Assignment, email. If you need help with this email me vivian.faraj@hestalbanssth.catholic.edu.au



|Grades 3 and 4

Learning Intentions: This week we are learning to draw day and night. You can get ideas from one of these drawings or be creative and make one of your own.



YOUR OPTIONS:

1. You can use food colours - crumble a piece of aluminium foil, dip slightly in the colours and dab on the faces with quick hand movements
2. If you do not have paints, use pastels and smudge
3. Use coloured pencils.

What do you see in the picture below – write your answer



Music Term 3 Week 6

Gr. 3-6

THE ORCHESTRA

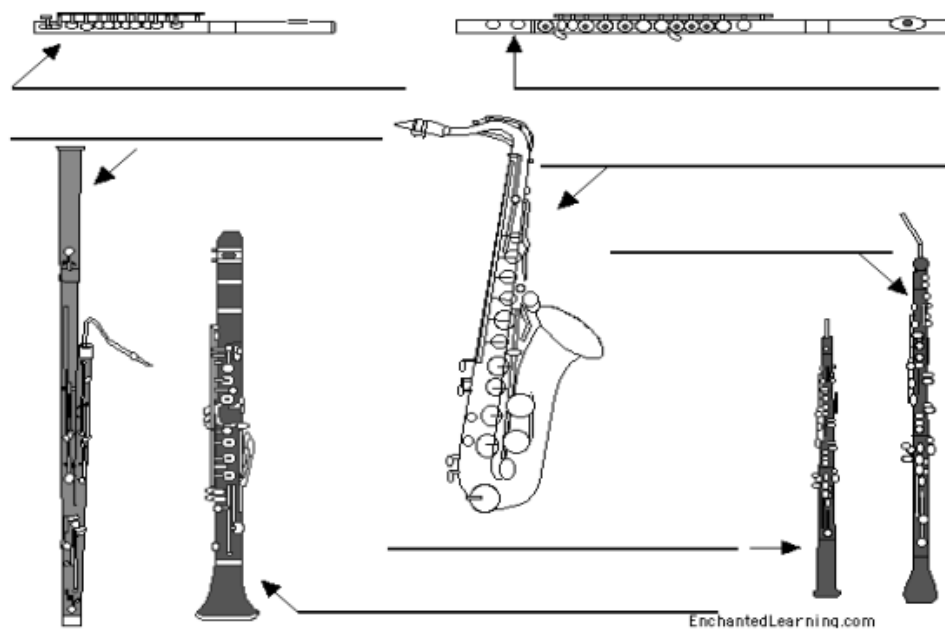
This video gives you some fun information about **WOODWIND** instruments

<https://www.youtube.com/watch?v=5PMmJ7CqmoQ>

Label all the woodwind instruments

(You can do this on another piece of paper)

Clarinet Bassoon Flute Piccolo Saxophone Oboe
Cor Anglais (English horn)



Find an interesting fact online about one of the woodwind instruments.

Chinese

Name: _____ Class: _____

Circle the sport/exercise they like!



1. lán qiú 2. zú qiú 3. yóu yǒng



1. wǎng qiú 2. zú qiú 3. pīng pāng qiú



1. pǎo bù 2. pīng pāng qiú 3. yóu yǒng



1. gǎn lǎn qiú 2. zú qiú 3. wǎng qiú

Circle the sport/exercise they like!



1. lán qiú 2. gǎn lǎn qiú 3. yóu yǒng



1. pǎo bù 2. tǐ cǎo 3. wǎng qiú



1. lán qiú 2. pīng pāng qiú 3. pǎo bù



1. tǐ cǎo 2. zú qiú 3. wǎng qiú

Term 3 Week 6 Grade 3 & 6 Physical Education Remote Learning

Hello 3-6 students, parents and carers,

Here are WEEK 6 activities, students can access the websites using a device. Some activities require sports equipment, use something from around the house that would do the same job as the sports equipment. You need a small space to do most of these activities, if you have outdoor space then use that.

STUDENTS:

If you don't have access to a digital device or internet, go for a bike ride, walk, little jog, kick to kick with siblings or adults (if weather permits).



No Google Meets in week 6, but please get outside and get active. (If weather permits). Remember to HAND IN your work by posting a picture on Google Classroom or (Class Dojo Grade 3 students).

Students and Parents, please don't hesitate to contact me for any help or support on:

heribert.herrera@hestalbanssth.catholic.edu.au



Stay Safe and take care of your family.
Mr. Herrera Physical Education Teacher.

Warm-Up 5 Minutes

-

Learning Intention:
I'm learning to warm-up correctly.



Equipment:

- Water Bottle
- Yoga mat (if you have one)
- Space to exercise

Warm Up Video:

Warm Up Video:

Link: [Here's the most EFFECTIVE warm up routine I use for my P.E lessons](#)



Activity or Skill: Workout

Learning Intention:
I'm learning to take care of my body and mind.

Give each exercise a go, push yourself and be confident :)

Time: 18 minute Yoga.

Link: [Morning Yoga | Adults Chair Yoga Class with Yoga Ed.](#)



Warm-Down 10 Minutes

Stretching is important to help us recover and cool down our body.

Learning Intention:
• I'm learning to cool down correctly after my activity.

Warm down for 10 minutes:

Link: [10 MINUTE MOVE AND STRETCH | THE BODY COACH](#)




Video 1: https://www.youtube.com/watch?v=aW_JqSK-CgY&t=20s

Video 2: <https://www.youtube.com/watch?v=rne31lh6jys>

Video 3: <https://www.youtube.com/watch?v=WKuyToevmO4>

Friday August 20th

<p>9 am - 10 am</p>	<p>Reading: The Roly-Poly Bird to the Rescue Read the extract 'The Roly-Poly Bird to the Rescue'. In each speech bubble below, write an idea of something the Roly-Poly Bird might say to the other birds who are about to land on the big dead tree. Extension activity: Have a go at creating your own Roly-Poly bird. You can use paper plates, coloured paper and coloured tissue paper for feathers. If you don't have any of these materials at home you can use whatever materials you can find.</p> 
<p>10 am</p>	<p>Google Meet with your teacher</p>
<p>10 am - 11 am</p>	<p>Writing: Write a New Ending When we write a story, we start at the point of action and then work towards the problem. We also need to know how to solve the problem so the story doesn't end with "and they lived happily ever after." The ending of a story should be exciting and interesting.</p> <ol style="list-style-type: none"> 1) Watch the 'Write a New Ending' video at: https://www.youtube.com/watch?v=vyjBYrGEZXA. 2) Listen to the story of Jack and the Beanstalk. 3) Think about how you could end this story differently with some different events?

	<p>4) Rewrite the ending to Jack and the Beanstalk using 2-3 paragraphs.</p> <p><i>Remember to...</i></p> <ul style="list-style-type: none"> - Bring a resolution (fixing the problem/s) to the problem/s in the story. - Use descriptive language (e.g. adjectives, adverbs, similes) to show and not tell the events. - Re-read and edit your writing for spelling, grammar and punctuation.
11 am - 12 pm	LUNCH
12 pm - 1 pm	<p><u>Maths:</u></p> <p>Speed: Go on to MFACT and practice your times tables for 10 minutes</p> <ol style="list-style-type: none"> 1. See the worksheets below and carefully fill them in 2. Remember the big hand is the minute hand and the short hand is the hour hand 3. Count by 5s to help you be accurate <p>Extension Problem Optional: Arjun's Wardrobe</p>
1 pm - 2 pm	<p><u>Religion: Being Responsible Citizens</u></p> <p>We have been discussing stewardship in our world and ways we can be good examples of stewards. Read the text below and all the examples of ways we can be good stewards. Reflect on the following wonderings:</p> <ul style="list-style-type: none"> • I wonder how I can become a more responsible citizen? Remember, a citizen is someone who lives on our planet earth. • I wonder what flow-on effects might come from my choices and behaviours? • I wonder how many positive behaviours and attitudes I can think of. <p>On a piece of coloured paper (you can use a blank piece of paper if you don't have coloured paper at home) create a poster advertising yourself for a 'Steward of the Year' award. You must list down all the examples of stewardship you show in your everyday life and why you should be given an award. Some ideas of how you can promote yourself are:</p> <ol style="list-style-type: none"> 1. Provide as many examples of how you demonstrate stewardship 2. Use emotive words on your poster such as 'I ALWAYS pick up rubbish during clean up time at school 3. Provide examples of things you hope to do when you become an adult that will continue to make you the best steward in the world. Example, volunteering for organisations such as Clean up Australia Day, take part in acts of social justice. <p>Remember, a poster is creative, so use lots of colour and have a go at illustrating some matching picture.</p>
2 pm - 2:30 pm	RECESS
2:30 pm - 3 pm	<p><u>Off Screen Time</u></p> <p>It's time to get off your devices!</p> <p>You can play a game, play outside, read a book, have a chat with your family.</p>

THE ROLY-POLY BIRD TO THE RESCUE

PAGES 46-49

Muggle-Wump and his family longed to escape from the cage in Mr Twit's garden and go back to the African jungle where they came from.

They hated Mr and Mrs Twit for making their lives so miserable.

They also hated them for what they did to the birds every Tuesday and Wednesday. 'Fly away, birds!' they used to shout, jumping about in the cage and waving their arms. 'Don't sit on that Big Dead Tree! It's just been smeared all over with sticky glue! Go and sit somewhere else!'

But these were English birds and they couldn't understand the African language the monkeys spoke. So they took no notice and went on using The Big Dead Tree and getting caught for Mrs Twit's Bird Pie.

Then one day, a truly magnificent bird flew down out of the sky and landed on the monkey cage.

'Good heavens!' cried all the monkeys together. 'It's the Roly-Poly Bird! What on earth are you doing over here in England, Roly-Poly Bird?' Like the monkeys, the Roly-Poly Bird came from Africa and he spoke the same language as they did.

'I've come for a holiday,' said the Roly-Poly Bird. 'I like to travel.' He fluffed his marvellous coloured feathers and looked down rather grandly at the monkeys. 'For most people,' he went on, 'flying away on holiday is very expensive, but I can fly anywhere in the world for nothing.'

'Do you know how to talk to these English birds?' Muggle-Wump asked him.

'Of course I do,' said the Roly-Poly Bird. 'It's no good going to a country and not knowing the language.'

'Then we must hurry,' said Muggle-Wump.

'Today is Tuesday and over there you can already see the revolting Mr Twit up the ladder painting sticky glue on all the branches of The Big Dead Tree. This evening when the birds come in to roost, you must warn them not to perch on that tree or they will be made into Bird Pie.'

That evening, the Roly-Poly Bird flew round and round The Big Dead Tree singing out,

'There's sticky stick stuff all over the tree!
If you land in the branches, you'll never get free!
So fly away! Fly away! Stay up high!
Or you'll finish up tomorrow in a hot Bird Pie!'



Maths Time

Draw the time shown on each clock.

1.



8:58

2.



2:32

3.



3:02

4.



2:50

5.



1:30

6.



12:50

7.



9:13

8.



12:27

9.



7:28

Draw the time shown on each clock.

1.



12:55

2.



5:09

3.



9:09

4.



12:23

5.



5:42

6.



1:43

7.



2:10

8.



4:34

9.



2:59

Problem

Arjun wants to cover his wardrobe door with photos of his friends.

The photos are all 10 cm by 15 cm.

His wardrobe door is 0.6 m by 1.8 m.

How many photos will he need if he wants to leave no spaces?



Multiple Choice

A. 72

B. 12

C. 120

D. 24

E. 60

Religion - Being Responsible Citizens

Religion - Being Responsible Citizens

Being Responsible Citizens

God has invited us to be responsible citizens and to help to care for Earth. We are called to be mindful of our actions and attitudes and to be aware of how these affect all the inhabitants of Earth.

The choices we make and the ways we behave have a flow-on effect. Our small efforts can make a positive difference. Everybody can help to care for Earth in sustainable ways. Each day we can do something positive.



Watch the sunrise



Volunteer to clean up



Turn the lights off



Make cards and gifts



Avoid extra packaging



Repair broken toys



Be kind to pets



Compost organic waste and grow vegetables



Learn to cook with adults



Notice the beauty around you



Be grateful



Keep litter out of the oceans



Use a telescope to view distant objects



Share with others



Sit and listen to nature



Recycle paper



Have a garage sale



Donate unwanted goods to charities



Use public transport



Use green energy



Think carefully before you buy



Wonderings

I wonder how I can become a more responsible citizen.

I wonder what flow-on effects might come from my choices and behaviours.

I wonder how many positive behaviours and attitudes I can think of.

21