



**Holy Eucharist Catholic Primary School**

**1a Oleander Drive, St Albans South. VIC 3021**

**Phone: 8312 0900 Fax: 9366 8192**

**[www.hestalbanssth.catholic.edu.au](http://www.hestalbanssth.catholic.edu.au)**



# **Grade 3**



## **Remote Learning Pack**


**Week Beginning - Monday 23rd August 2021**

**Name:** \_\_\_\_\_

**Grade:** \_\_\_\_\_


## Monday August 23rd

9 am - 10 am	<p><b>Reading: 'Busy Beaks' by Sarah Allen</b></p> <p>This week during the reading hour we are going to read some of the 2021 shortlisted books in celebration of Book Week.</p> <p>Before you read <b>Busy Beaks</b>:</p> <ul style="list-style-type: none"> <li>• Have a look at the front cover, what do you think this book will be about?</li> <li>• How many birds are on the cover? Do you know the names of any?</li> <li>• Where do you think these birds live?</li> </ul> <p>Watch the story on this website <a href="https://storyboxlibrary.com.au/">https://storyboxlibrary.com.au/</a>  <b>Username:</b> heps3021  <b>Password:</b> heps3021</p> <p>You will need to type the book title into the search option. Click and listen to the story being read to you.</p> <p><b>Activity:</b> Create and draw a new bird for Busy Beaks. Complete the following sentence starters about your bird.          Bird name: _____          I like to eat: _____          I live: _____          My features are coloured: _____</p>
10 am	<b>Google Meet with your teacher</b>
10 am - 11 am	<p><b>Writing: Spelling (ai Words)</b></p> <ol style="list-style-type: none"> <li>1) Look at the <i>ai</i> words below.</li> <li>2) Read the words in your spelling colour group out a loud.</li> <li>3) Practise saying the words a few times.</li> <li>4) Choose any 2 activities from the Spelling Choice Board below.</li> <li>5) Read the instructions carefully and complete the activities. Make sure you label the title of each activity in your book or paper.</li> </ol>
11 am - 12 pm	<b>LUNCH</b>
12 pm - 1 pm	<p><b>Maths:</b></p> <p><b>Speed:</b> Play Addition Bingo <a href="https://toytheater.com/bingo/">https://toytheater.com/bingo/</a> for 10 minutes</p> <div data-bbox="517 1379 667 1601"> <p><b>What kind?</b></p> <p><input checked="" type="checkbox"/> Addition</p> <p><input type="checkbox"/> Subtraction</p> <p><input type="checkbox"/> Multiplication</p> <p><input type="checkbox"/> Division</p> <p><b>How Fast?</b></p> <p><input checked="" type="checkbox"/> Medium</p> <p><input type="checkbox"/> Fast</p> <p><input type="checkbox"/> Faster</p> <p><input type="checkbox"/> Fastest</p>   </div> <p><b>Activity:</b></p> <p>In Australia we have 5 different coins \$1, \$2, 5c, 10c, 20c and 50c</p> <ol style="list-style-type: none"> <li>1. Can you please order them from smallest to largest in size?</li> <li>2. Can you please order them from smallest to largest in value?</li> <li>3. Go to this website - make sure it's on Australian  <a href="https://www.topmarks.co.uk/money/toy-shop-money/aud">https://www.topmarks.co.uk/money/toy-shop-money/aud</a></li> <li>4. Click on the blue button for one coin and practice making amounts.</li> </ol>

	 <p><b>Optional Extension: Dog Food</b> See Below</p>
1.30pm	<b>Google Meet with your teacher</b>
1 pm - 2 pm	<p><b><u>Inquiry:</u> Here Comes the Sun</b></p> <p>The question of the day is how can we prove that the sun's power changes things?</p> <ol style="list-style-type: none"> <li>1. List all the ways (at least 5) that the sun's power can have an affect E.g. the hot sun can melt ice-cream</li> <li>2. Have a look at the experiment below, if you can do it please try it</li> <li>3. Watch this video too <a href="https://www.youtube.com/watch?v=VKW7QXwqGcl">https://www.youtube.com/watch?v=VKW7QXwqGcl</a></li> <li>4. Do you think that we can capture invisible sunlight? Have they done that with the tonic water?</li> </ol>
2 pm - 2:30 pm	<b>RECESS</b>
2:30 pm - 3 pm	<p><b><u>Off Screen Time</u></b></p> <p>It's time to get off your devices! You can play a game, play outside, read a book, have a chat with your family.</p>

## Writing: ai spelling words

RED	BLUE	GREEN
snail	paid	bandaid
claim	prepaid	mermaid
aim	complain	faithful
drain	complaint	faithfully
reclaim	waist	entertain
sustain	painful	entertainment
strain	afraid	sustainable
braid	remain	explain



## Spelling - Choice Board (A)

### Pyramid Words

Spell each of your words adding just one letter at a time, so you make a pyramid.



### Add 'Em Up!

Write your spelling words. Total up the value of each spelling word.

**Vowels = 5 points**  
**Consonants = 2 points**

### Ask A Question?

Use each of your spelling words to write a question. Make sure you use a question mark!

### Silly Story

Write a silly story (a paragraph) using all of your spelling words. Underline your spelling words.

### Follow the Swirl

Draw a swirly line. Write your words over and over along the line.



### Colour Code

Write the vowels in **blue** and the consonants in **red**.

**create**

### Code Creation

Assign each letter of the alphabet a number. Write each word using your code.

### Picture Perfect

Write each word and draw a picture to represent each word.



zebra

### Thesaurus Dig

Choose 5 of your spelling words and find antonyms for them. Choose 5 of your words and find synonyms for them.

Maths Extension: Dog Food

Hint: Think about what operation (+ - X ) might be best



### Problem

My dog eats  $\frac{1}{2}$  kg of dog food each day.

How much dog food does he eat each week?

A.  $\frac{1}{2}$  kg

B. 1 kg

C. 2 kg

D.  $3\frac{1}{2}$  kg

E. 7 kg

## Inquiry

### My question

Can we capture invisible sunlight?

### Materials

- two clear plastic cups
- tonic water
- tap water
- torch
- black paper or material

### Methods/steps

1. Fill one clear cup with tap water. Fill the other clear cup with tonic water. Leave in direct sunlight for a few minutes. Try this at midday when the sun is strongest.



Tap water

Tonic water


2. Hold black paper or material behind the cups. Look at each cup of water through the sides of the cups. Using a torch may help.



Black paper or material

## Tuesday August 24th

9 am - 10 am	<p><b>Reading: 'Out' by Angela May George</b>  Watch the story on this website <a href="https://storyboxlibrary.com.au/">https://storyboxlibrary.com.au/</a>  Username: heps3021  Password: heps3021  You will need to type the book title into the search option. Click and listen to the story being read to you.</p> <p>After you read <b>Out</b>:</p> <ul style="list-style-type: none"> <li>When they are camping in the forest, the girl listens to the river "<i>for the river knew the way out of the forest</i>". Why would this be a comfort in an otherwise frightening situation? Have you ever been scared but felt comfort in a certain noise or item (e.g., a soft toy)? What did you find comforting about it?</li> </ul> <p>An 'asylum seeker' is a person who flees to another country to be safe from war and other disasters happening in their home country. In term 1 we read the biography of Anh Do who fled Vietnam and came to Australia as a refugee.</p> <p><b>Activity:</b> What do you think a refugee settling in your community would need to live and to feel welcome? Put together a welcome pack for a <u>child</u> who has just come to Melbourne.</p> <ul style="list-style-type: none"> <li>What sorts of things do you think they will need to help them move past their bad experiences? You can use the table below.</li> <li>Include in your pack a letter introducing yourselves and welcoming them to our city Melbourne.</li> </ul>
10 am	<b>Google Meet with your teacher</b>
10 am - 11 am	<p><b>Writing: Using Similes</b></p> <ol style="list-style-type: none"> <li>Rewatch the video Simile Lesson at: <a href="https://www.youtube.com/watch?v=pm6zt24w0qU">https://www.youtube.com/watch?v=pm6zt24w0qU</a>.</li> <li>Have a look at these well known similes below. <ul style="list-style-type: none"> <li>As brave as a lion</li> <li>As fresh as a daisy</li> <li>As busy as a bee</li> <li>As cool as a cucumber</li> <li>As clean as a whistle</li> <li>As flat as a pancake</li> <li>As quick as a wink</li> <li>As snug as a bug in a rug</li> </ul> </li> <li>Choose 4 of them that you could change into new similes using examples of words that fit the comparison.</li> <li>After you have chosen your 5 words, write a descriptive paragraph using your similes. Remember to describe by showing, not telling!</li> </ol> <p><u>Example:</u>  I woke up sleepily in the morning. My curly, black hair was <b>as flat as a pancake</b> on one side. I slowly looked at my clock and saw the time. I was running late for school. <b>As quick as a wink</b>, I got up and raced to get ready. I realised that my white runners were dirty from yesterday's soccer game, so I quickly grabbed a sponge and wiped them. They were now <b>as clean as a whistle</b>. I changed into my uniform and runners. I ran <b>as fast as a cheetah</b> out the door. I hoped I would get to school on time!</p> <ol style="list-style-type: none"> <li>Re-read and edit your paragraph - check your spelling, grammar and punctuation.</li> </ol>
11 am - 12 pm	<b>LUNCH</b>
12 pm - 1 pm	<p><b>Maths:</b>  <b>Speed:</b> Play Subtraction Bingo <a href="https://toytheater.com/bingo/">https://toytheater.com/bingo/</a> for 10 minutes</p>

	<ol style="list-style-type: none"> <li>1. Please watch this video <a href="https://www.youtube.com/watch?v=nvi1_DK7hJw">https://www.youtube.com/watch?v=nvi1_DK7hJw</a></li> <li>2. Go to this website - make sure it's on Australian <a href="https://www.topmarks.co.uk/money/toy-shop-money/aud">https://www.topmarks.co.uk/money/toy-shop-money/aud</a></li> <li>3. Click on the red button for mixed coin and practice making amounts.</li> </ol>  <p><b>Optional Extension:</b> Eating the Chocolate See Below</p>
<b>1.30pm</b>	<b>Google Meet with your teacher</b>
<b>1 pm - 2 pm</b>	<p><b><u>Religion: Stewards towards ourselves</u></b></p> <p>We need to be stewards towards ourselves so that we can be stewards for others. That means we need to look after ourselves so that we have the energy and strength to look after others.</p> <ol style="list-style-type: none"> <li>1. Brainstorm the ways people can look after themselves both physically and spiritually</li> <li>2. What is the difference between the terms physically and spiritually?</li> <li>3. Divide your page into 4 boxes.</li> <li>4. Write and illustrate 4 ways you can be stewards towards yourselves: 2 physical and 2 spiritual</li> </ol>
<b>2 pm - 2:30 pm</b>	<b>RECESS</b>
<b>2:30 pm - 3 pm</b>	<p><b><u>Off Screen Time</u></b></p> <p>It's time to get off your devices! You can play a game, play outside, read a book, have a chat with your family.</p>

**Reading: 'Out' by Angela May George**

Item	Why you have included this item in your pack
<b><u>Example</u></b> Some beautiful photos of Melbourne City	By seeing some photos of Melbourne, the child can look forward and feel excited to see lots of new things and places they can one day go.

**Maths Extension :** Eating the chocolate  
Hint: Draw the original piece of chocolate



## Problem

---

A block of chocolate is 4 pieces wide and 6 pieces long.

Jamal breaks a row off the short side and eats it. Mary then breaks a row off the long side and eats it.

What fraction of the block is left?



## Multiple Choice

---

A.  $\frac{1}{2}$

B.  $\frac{2}{3}$

C.  $\frac{5}{8}$


D.  $\frac{7}{12}$

E.  $\frac{3}{4}$



## Wednesday August 25th

9 am - 10 am	<p><b>Reading: There's No Such Thing by Heidi McKinnon</b></p> <p>Before you read <b>There's No Such Thing</b>:</p> <ul style="list-style-type: none"><li>Look at the cover, can you see the spooky eyes? What is happening with the letters in the title, hairy legs, weird tail, more spooky eyes!</li><li>Have you ever been worried at night?</li><li>What do you think might happen in this story, make a prediction.</li></ul> <p>Watch the story on this website <a href="https://storyboxlibrary.com.au/">https://storyboxlibrary.com.au/</a> Username: heps3021 Password: heps3021 You will need to type the book title into the search option. Click and listen to the story being read to you.</p> <p><b>Activity:</b> Sometimes people get scared of noises in the night. What night noises have scared you? It might have been when you were little, but it might have been this week.</p> <p>We have all heard noises at night and imagined what scary thing they could be. Draw what you imagined the noise to be. Then draw what it really was. Use the table below.</p>														
10 am	<p><b>Google Meet with your teacher</b></p>														
10 am - 11 am	<p><b>Writing: Adverbs</b></p> <p>Another way to make our writing more descriptive is by using a writing technique called an <b>adverb</b>. An adverb often comes before or after a verb (action word) e.g. "She <u>ran</u> (verb) <u>quickly</u> (adverb)". It gives more description to the action that is happening.</p> <ol style="list-style-type: none"><li>Watch Parts of Speech for Kids: What is an Adverb? at: <a href="https://www.youtube.com/watch?v=94aFcx6oliY">https://www.youtube.com/watch?v=94aFcx6oliY</a>.</li><li>Complete the activities in the video.</li><li>Complete the activity below:</li></ol> <table border="1"><tr><th colspan="7">Adverb Word Bank</th></tr><tr><td>cheerfully</td><td>sadly</td><td>shyly</td><td>happily</td><td>gently</td><td>angrily</td><td>hungrily</td></tr></table> <p>1. Answer each question with an adverb. Use the <b>Adverb Word Bank</b> to help you.</p> <p>a) How did your brother play? He played <i>happily</i>.</p> <p>b) How did your mum say goodbye? Mum said it _____.</p> <p>c) How did the dog bark? The dog barked _____.</p> <p>d) How did the kite fly in the breeze? The kite flew _____.</p> <p>e) How did your dad tell you off? My dad told me off _____.</p> <p>4) Using any 4 adverbs from above, write your own descriptive paragraph. Remember to describe what is happening by showing and not telling.</p> <p>5) Re-read and edit your writing for spelling, grammar and punctuation.</p> <p><u>Example:</u> She kicked the football <b>enthusiastically</b>. It spun through the air <b>quickly</b> towards the goal posts. The other team rushed after the ball <b>nervously</b>. They watched the ball get closer and closer to the goals. Suddenly, another player jumped up <b>impressively</b>. As the football came spinning down, she knocked it away <b>powerfully</b>. The defending team cheered <b>excitedly</b>.</p>	Adverb Word Bank							cheerfully	sadly	shyly	happily	gently	angrily	hungrily
Adverb Word Bank															
cheerfully	sadly	shyly	happily	gently	angrily	hungrily									

11 am - 12 pm	LUNCH												
12 pm - 1 pm	<p><b>Maths:</b>  <b>Speed:</b> Play Multiplication Bingo <a href="https://toytheater.com/bingo/">https://toytheater.com/bingo/</a> for 10 minutes</p> <p><b>Activity:</b> Today we are counting different coins together. A hot tip to count the \$1 out first - complete the table to help you work out how many coins of each denomination make \$1</p> <table border="1"> <thead> <tr> <th>coin</th><th>How many make \$1</th></tr> </thead> <tbody> <tr> <td>\$1</td><td>1</td></tr> <tr> <td>50c</td><td></td></tr> <tr> <td>20c</td><td></td></tr> <tr> <td>10c</td><td></td></tr> <tr> <td>5c</td><td></td></tr> </tbody> </table> <p>1. Go to this website <a href="https://www.topmarks.co.uk/money/coins-game">https://www.topmarks.co.uk/money/coins-game</a>  2. Make sure you click on the Australian flag for Australian dollars  3. Click on the pink counting button  4. Work through the difficulty level, start easy</p>  <p><b>Optional Extension: Frank's pencil</b>  See Below</p>	coin	How many make \$1	\$1	1	50c		20c		10c		5c	
coin	How many make \$1												
\$1	1												
50c													
20c													
10c													
5c													
1.30pm	<b>Google Meet with your teacher</b>												
1 pm - 2 pm	<p><b>Religion:</b>  <b>What is responsibility?</b></p> <ol style="list-style-type: none"> <li>1. Think about the word 'responsibility', write it's meaning?</li> <li>2. Draw a picture of yourself in the middle of a page and create a mindmap/brainstorm of the things you are trusted with the responsibility of caring for and looking after.</li> <li>3. How does it feel being responsible for things?</li> <li>4. What happens when you are not responsible? What are the consequences?</li> </ol>												
2 pm - 2:30 pm	RECESS												

2:30 pm - 3 pm

**Off Screen Time**

It's time to get off your devices!

You can play a game, play outside, read a book, have a chat with your family.

**Reading: There's No Such Thing by Heidi McKinnon**

I imagined the noise was this...

But it was really this...

Example,

- A hairy monster knocking on my window

A branch tapping on my window because it was a windy night.

**Maths Extension: Frank's pencil**

Hint: There are 100cm to a metre



**Problem**

Frank's pencil is 15 cm long. How long is it in metres?

**Multiple Choice**

A. 0.015 m

B. 0.15 m

C. 1.5 m

D. 15 m

E. 150 m

## Thursday August 26th

Today you will have your specialist classes. If you have any questions or problems about your tasks, please message your specialist teachers on ClassDojo or at the following email addresses:

- P.E (Mr. Herrera): [Heribert.Herrera@hestalbanssth.catholic.edu.au](mailto:Heribert.Herrera@hestalbanssth.catholic.edu.au)
- Music (Mr. O'Bree): [Damian.OBree@hestalbanssth.catholic.edu.au](mailto:Damian.OBree@hestalbanssth.catholic.edu.au)
- L.O.T.E/Chinese (Miss Sun): [Miyi.Sun@hestalbanssth.catholic.edu.au](mailto:Miyi.Sun@hestalbanssth.catholic.edu.au)
- Art (Mrs. Hickey): [Shobha.Hickey@hestalbanssth.catholic.edu.au](mailto:Shobha.Hickey@hestalbanssth.catholic.edu.au)
- Digital Technologies (Ms. Faraj): [Vivian.Faraj@hestalbanssth.catholic.edu.au](mailto:Vivian.Faraj@hestalbanssth.catholic.edu.au)

9 am - 9:40 am	<b>LITURGY</b>  <b><u>Specialists</u></b> You will be participating in your specialist classes. Please check ClassDojo for your lesson from your specialist teacher or complete the worksheet in your Homework pack.  <b>3S0</b> - Art (Mrs. Hickey) <b>3CL</b> - LOTE (Miss Sun) <b>3DX</b> - P.E (Mr. Herrera) <b>3TN</b> - Music (Mr. O'Bree)
9:40 am - 10:20 am	<b><u>Specialists</u></b> You will be participating in your specialist classes. Please check ClassDojo for your lesson from your specialist teacher or complete the worksheet in your Homework pack.  <b>3S0</b> - Music (Mr. O'Bree) <b>3CL</b> - Art (Mrs. Hickey) <b>3DX</b> - LOTE (Miss Sun) <b>3TN</b> - P.E (Mr. Herrera)
10 am	<b>Google Meet with your teacher</b>
10:20 am - 11 am	<b><u>Specialists</u></b> You will be participating in your specialist classes. Please check ClassDojo for your lesson from your specialist teacher or complete the worksheet in your Homework pack.  <b>3S0</b> - P.E (Mr. Herrera) <b>3CL</b> - Music (Mr. O'Bree) <b>3DX</b> - Art (Mrs. Hickey) <b>3TN</b> - LOTE (Miss Sun)
11:00 am - 12 pm	<b>LUNCH</b>
12:00 pm - 12:40 pm	<b><u>Specialists</u></b> You will be participating in your specialist classes. Please check ClassDojo for your lesson from your specialist teacher or complete the worksheet in your Homework pack.  <b>3S0</b> - LOTE (Miss Sun) <b>3CL</b> - P.E (Mr. Herrera) <b>3DX</b> - Music (Mr. O'Bree) <b>3TN</b> - Art (Mrs. Hickey)

12:40 pm - 1:20 pm	<b><u>Digital Technologies</u></b> Please complete the Digital Technology task for Ms. Faraj on ClassDojo. If you have finished this task, please catch up on any unfinished tasks.
1:20 pm - 2 pm	<b>Google Meet with your teacher</b>
2 pm - 2:30 pm	<b>SNACK</b>
2:30 pm - 3 pm	<b><u>Off Screen Time</u></b> It's time to get off your devices! Complete a physical activity of your choice (e.g. sport game, riding bike, skipping, Just Dance) or play a game (e.g. cards, marbles, toys).

## Digital Technology



Term 3 Weeks 7 & 8: DIGITAL TECHNOLOGY/S.T.E.M.



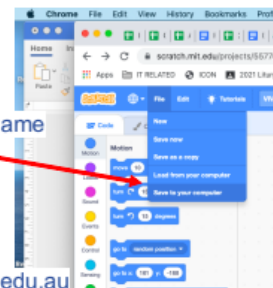
**Week 7:** Ask your classroom teacher for your login details, then visit the website and experiment with the various ideas. <https://scratch.mit.edu/ideas>

**Week 8:** Your Task will be to **ANIMATE YOUR NAME**. *This is DUE by Friday 3<sup>rd</sup> September 2021.*

1. Visit the website <https://scratch.mit.edu/projects/editor/?tutorial=name>
2. Watch the tutorial
3. Animate your own name using the coding blocks

### What to hand in? How to hand in?

1. You must **SAVE** the **ANIMATE YOUR NAME** script to your computer. The file name could be your full name and grade. **Eg. Peter Pan 3VF**
2. Send the work (this file) to me as an attachment in an email.
3. Make sure you tell me your full name and what grade you are in.



If you need help, please make sure you email me [vivian.faraj@hestalbandsstn.catholic.edu.au](mailto:vivian.faraj@hestalbandsstn.catholic.edu.au)

**Happy Coding!**

## Term 3 Week 7 Grade 3 & 6 Physical Education Remote Learning

Hello 3-6 students, parents and carers,

Here are WEEK 7 activities, students can access the websites using a device. Some activities require sports equipment, use something from around the house that would do the same job as the sports equipment. You need a small space to do most of these activities, if you have outdoor space then use that.

### STUDENTS:

If you don't have access to a digital device or internet, go for a bike ride, walk, little jog, kick to kick with siblings or adults (if weather permits).



No Google Meets in week 7, but please get outside and get active. (If weather permits). Remember to HAND IN your work by posting a picture on Google Classroom or (Class Dojo Grade 3 students).

Students and Parents, please don't hesitate to contact me for any help or support on:

[heribert.herrera@hestalbanssth.catholic.edu.au](mailto:heribert.herrera@hestalbanssth.catholic.edu.au)



Stay Safe and take care of your family.

Mr. Herrera Physical Education Teacher.

**Warm-Up**  
5 Minutes

- 

**Learning Intention:**  
I'm learning to warm-up correctly.



**Equipment:**

- Water Bottle
- Yoga mat (if you have one)
- Space to exercise

**Warm Up Video:**

Link:

Alexander Drive



**Activity or Skill:**  
Workout

**Learning Intention:**  
I'm learning to concentrate on my breathing and being in the present moment.

Give each exercise a go, push yourself and be confident :)

**Link:** [20 Minute Beginners Yoga | Yoga with Lucy on The Body Coach TV](#)



**Warm-Down**

10 Minutes

Stretching is important to help us recover and cool down our body.

**Learning Intention:**

- I'm learning to cool down correctly after my activity.

**Warm down for 10 minutes:**

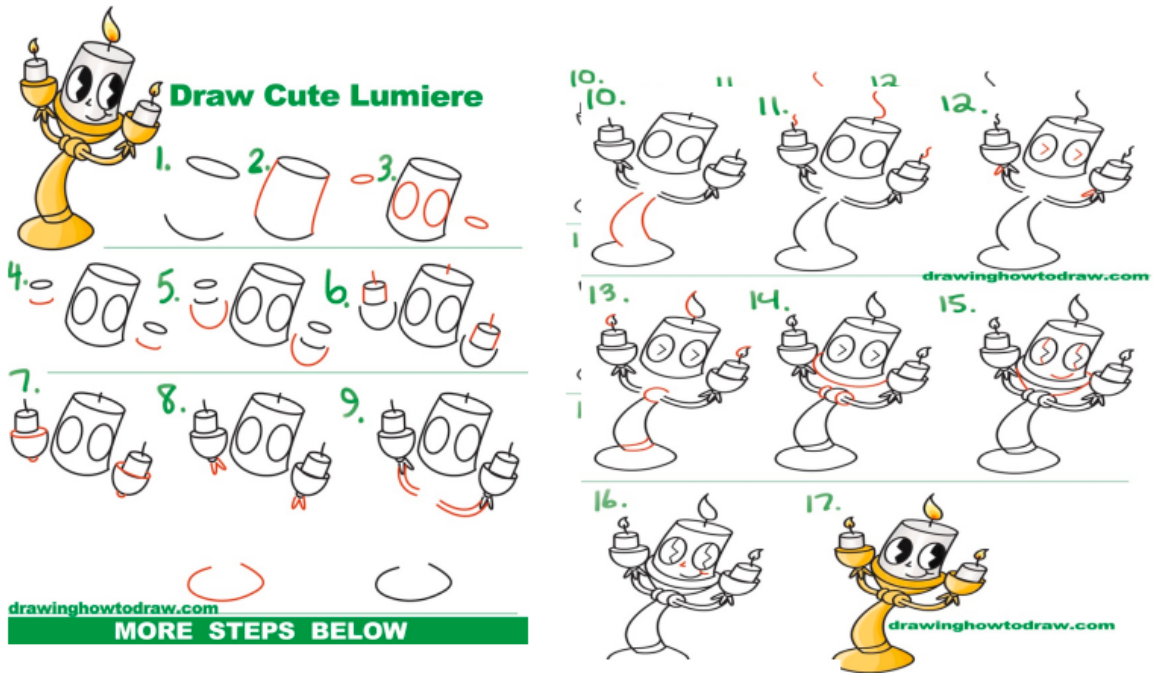
Link: [10 MINUTE MOVE AND STRETCH | THE BODY COACH](#)



**Learning Intentions:** This week we are learning to draw a Lumiere from Beauty and the Beast Disney film. (Lumiere is an outdoor light and sound spectacle or entertainment) – Theme Day and Night

Watch the video or follow the steps:

<https://www.drawinghowtodraw.com/stepbystepdrawinglessons/2017/03/draw-lumiere-cute-kawaii-chibi-beauty-beast-easy-step-step-drawing-tutorial-kids/>



The Lumiere looks like a candelabra





Music Term 3 Week 7

Gr. 3-6

THE ORCHESTRA

This week's visit to the House of Sound is all about  
**PERCUSSION** instruments and how they work.

<https://www.youtube.com/watch?v=LbedzMj8B4U>

Now watch this video of a percussion ensemble. An  
ensemble (on-som-bl) is a small group of musicians. It isn't  
as big as an orchestra.

<https://www.youtube.com/watch?v=LIDgRYKyQAE>

Link 1: <https://www.youtube.com/watch?v=LbedzMj8B4U>

Link 2: <https://www.youtube.com/watch?v=LbedzMj8B4U>

ACTIVITIES

- List the instruments that were used in the ensemble.  
If you don't know their name look them up!
- Research 2 percussion instruments and give me 1 fact  
about each one.
- Find an unusual percussion instrument online. Download  
a picture or draw it.

# Chinese

Name: \_\_\_\_\_

Class: \_\_\_\_\_



zhōng wǔ chī hàn bǎo bāo  
Alice 中午 吃 汉堡包。

xià wǔ yóu yǒng  
Alice 下午 游泳。

shàng wǔ dǎ pái qiú  
Alice 上午 打 排球。

## Questions:

1. What did Alice do in the morning?

\_\_\_\_\_

2. What did Alice do in the afternoon?

\_\_\_\_\_

3. Did Alice eat chocolate for lunch?

\_\_\_\_\_

4. What did Alice eat for Lunch?

\_\_\_\_\_

Date: \_\_\_\_\_

1	2	3	4	5	6	7	8	9	10
一	二	三	四	五	六	七	八	九	十



## Questions:

How many zú qiú are there? \_\_\_\_\_

How many lán qiú are there? \_\_\_\_\_

How many gǎn lǎn qiú are there? \_\_\_\_\_

How many pīng pāng qiú are there? \_\_\_\_\_

## Friday August 27th













9 am - 10 am	<p><b>Reading: This Small Blue Dot by Zeno Swords</b>  Before you read <b>This Small Blue Dot</b>:</p> <ul style="list-style-type: none"> <li>Go outside to explore your surroundings. What has mother nature created? Look under rocks and up the trees. What about the sky, are there clouds? Is there a garden in your backyard, what is growing there?</li> </ul> <p>Watch the story on this website <a href="https://storyboxlibrary.com.au/">https://storyboxlibrary.com.au/</a>  Username: heps3021  Password: heps3021  You will need to type the book title into the search option. Click and listen to the story being read to you.</p> <p>Spend time reflecting on who makes up your family. Do you have younger or older siblings, or both? Do you live with a grandparent? What do you do together on a Sunday? What foods do you eat? Do you have a favourite dessert like the narrator?</p> <p><b>Activity:</b> Write a story about a time your family did something special together. Your teacher will ask you to share your writing in the next Google meet with your grade.</p> <p><b>Extension activity:</b> The narrator likes pears and butterflies but doesn't like broccoli. Using coloured pencils or crayons, create a whole new world and populate it with all the things you love.</p>
10 am	<b>Google Meet with your teacher</b>
10 am - 11 am	<p><b>Writing: Onomatopoeia</b>  Another way to make our writing more descriptive is by using a writing technique called onomatopoeia. This technique uses words to represent the sound made by something.</p> <ol style="list-style-type: none"> <li>Watch the video Onomatopoeia at:  <a href="https://www.youtube.com/watch?v=26OdI8ZVsf4">https://www.youtube.com/watch?v=26OdI8ZVsf4</a>.</li> <li>Look at the following sentences, what onomatopoeia could you use for each example? <ul style="list-style-type: none"> <li>Getting a paper cut</li> <li>Door slamming</li> <li>A fire engine</li> <li>Sneezing</li> <li>Cow on a farm</li> <li>Kids playing games</li> <li>Tearing paper</li> <li>A chick</li> <li>A horse galloping</li> <li>Drinking water</li> </ul> </li> <li>Using 4 of the sentences, write a descriptive paragraph using onomatopoeia.</li> <li>Re-read edit your writing for spelling, grammar and punctuation.</li> </ol> <p><u>Example:</u>  I walked into my classroom sleepily. I wish I had gotten more sleep. <b>BANG!</b> I smack my foot on the bottom of the door. "<b>OUCH!</b>" I yell in pain. The other students look at me with shock on their faces. "<b>Shhh!</b>" they say. I walk nervously to my chair and decide to sit by the open window. A cool breeze cools my face. "<b>Ahhh,</b>" I sigh calmly. Suddenly a large parrot flies across the window yelling "<b>Squawk!</b>"  "<b>Argh!</b>" I yell in fright.  "<b>Shhh!</b>" the class call out to me.  Today is not my day.</p>
11 am - 12 pm	<b>LUNCH</b>













12 pm - 1 pm	<p><b>Maths:</b>  <b>Speed:</b> Play Division Bingo <a href="https://toytheater.com/bingo/">https://toytheater.com/bingo/</a> for 10 minutes</p> <p><b>Activity: Let's see if you can be trusted to go to the shops</b></p> <ol style="list-style-type: none"> <li>1. Please look at the worksheets below and see if you can apply the knowledge and skills you have been learning about money this week</li> <li>2. If it is the right change write 'Thanks'</li> <li>3. If you have been short changed, given the wrong change write 'Excuse me'</li> </ol> <p><b>Optional Extension: Martian Goo</b>  See Below</p>
1.30pm	<b>Google Meet with your teacher</b>
1 pm - 2 pm	<p><b>Wellbeing:</b></p> <ol style="list-style-type: none"> <li>1. Watch the youtube video Me Want it (But me Wait)  <a href="https://www.youtube.com/watch?v=9PnbKL3wuH4">https://www.youtube.com/watch?v=9PnbKL3wuH4</a></li> <li>2. Make a list of strategies you use when you need to wait for something</li> <li>3. Make another list of all of the times you have had to wait for something fun, new or exciting that you wanted to do.</li> </ol>
2 pm - 2:30 pm	<b>RECESS</b>
2:30 pm - 3 pm	<p><b>Off Screen Time</b>  It's time to get off your devices!  You can play a game, play outside, read a book, have a chat with your family.</p>









**Maths- Let's see if you can be trusted to go to the shops**









## Check Your Change!

Check the change the shopkeeper has given you. Are you happy to walk out of the shop with that change or do you need to go back and inform her of a mistake?

You buy	You pay	Your change	'Thanks for my change!' or 'Excuse me!'
			
			
			

You buy	You pay	Your change	'Thanks for my change!' or 'Excuse me!'
			
			

## Maths Extension: Martian Goo



### Problem

Martian goo doubles in size every 5 minutes. At 9 am, a small amount was placed in a container. At 10 am the container was full.

At what time was the container half full?



### Multiple Choice

A. 9:30 am

B. 9:45 am

C. 9:50 am

D. 9:55 am

E. 9:59 am

## HINT



### Enabling Prompts

- Do you know how full the container was at 9 am?
- If you cannot work forwards from 9 am, what else can you try?
- Think about what happens every 5 minutes working forwards through time. What about working backwards?