



Holy Eucharist Catholic Primary School

1a Oleander Drive, St Albans South. VIC 3021

Phone: 8312 0900 Fax: 9366 8192

www.hestalbanssth.catholic.edu.au












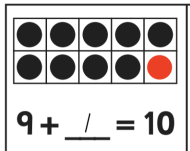
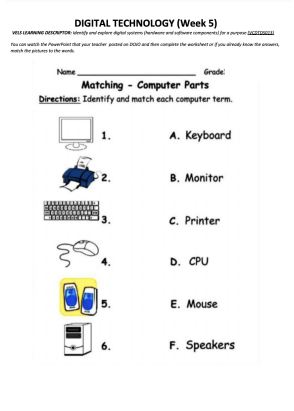

Grade Prep

Remote Learning Pack

**Week Beginning - Monday 9th August
2021**

WEEK 5


August 9th	August 10th	August 11th	August 12th	August 13th
Monday	Tuesday	Wednesday	Thursday	Friday
<p>READING</p> <p>Practise reading and spelling your words in your green folder.</p> <p>Read a story from Sunshine Online https://www.sunshineonline.com.au/</p> <p>Login Details Username: heps3021 Password: heps3021</p>	<p>READING</p> <p>Practise saying your alphabet letter sounds.</p> <p>Watch the story 'Hey, That's My Monster' on Storyline Online Hey, That's My Monster</p> <p>Draw a picture of your favourite part of the story and write a sentence using the sentence starter:</p> <p><i>My favourite part of the story is...</i></p>	<p>READING</p> <p>Send a video to your teacher of you practising your Magic 100 words.</p> <p>Practise spelling some CVC words using the game link below. Balloon Phonics: Three-Letter Words CVC Game (topmarks.co.uk)</p> 	<p>READING Watch:</p> <p> Digraphs Phonics Son...</p> <p>Worksheet - 'Graph It'</p> <p>Look and say each picture and colour in the digraph you hear on the graph.</p> 	<p>READING</p> <p>Listen to your teacher read a story on Class Dojo.</p> <p>Draw a picture and write a sentence of a part of the story that you enjoyed.</p> 
<p>WRITING Watch -</p> <p> On The Weekend (week...</p> <p>Write a recount about your weekend. Remember to include, where, who and what happened. E.g. On the weekend I went to the shop with my mum...</p>	<p>WRITING Magic Carpet</p>  <p>Draw a picture of your own magic carpet. Think about where you would go, who you would go with and what you would do.</p> <p>Complete the sentence</p>	<p>WRITING</p>  <p>Complete the sentence starter:</p> <p>"If I had \$100 dollars I would..."</p>	<p>WRITING</p>  <p>Complete the sentence starter:</p> <p>"On the safari..."</p>	<p>WRITING</p>  <p>Complete the sentence starter:</p> <p>"If I was a King/Queen..."</p>

	<p>starter: "If I had a magic carpet I would..."</p>			
<p>Parents please let your child attempt to spell the words on their own. We encourage children to have a go and learn from their mistakes. Please do not tell them how to spell the words, only prompt them to stretch out the word and write the letters/sounds they can hear. Making mistakes is OK! It is how we learn.</p>				
Break				
<p>MATHS Watch: I Can Say My Number P...</p> <p>Worksheet - Let's Make Ten</p> <p>Fill in the missing numbers on the tens frame and on the addition sentence to show the different ways to make 10.</p> <p>Example:</p> 	<p>MATHS Watch: Count by 1's to 50 - Forw... Count 10-100 Count b...</p> <p>Before and After Numbers</p> <p>Watch your teacher on ClassDojo. Listen to the instructions. Your teacher will say a number and you will need to write the number that comes before or after it.</p> <p>Make sure you have your pencil and paper ready!</p>	<p>DIGITAL TECHNOLOGY</p> <p>Complete the activity posted by Ms Faraj.</p> 	<p>MATHS Watch: 3D Shapes I Know (solid ...</p> <p>Worksheet - Cone Hunt</p> <p>Find and colour all the cones on the worksheet.</p> 	<p>MATHS Have some fun with Maths! Choose a Maths site from below and do the activities.</p> <p>Count the Yeti 1 - 10</p> <p>Ladybird Spots - Counting, Matching and Ordering</p> <p>Caterpillar Ordering and Sequencing</p> <p>Addition To 10</p> <p>Robot Addition More or Less</p> <p>Let's Compare</p>
Break				
<p>CHINESE AND MUSIC Complete the activities posted by Miss Sun and Mr O'Bree.</p>	<p>ART AND SPORT Complete the activities posted by Mrs Hickey and Mr Herrera.</p>	<p>INQUIRY Watch: Four Seasons in the Sout...</p> <p>Draw or write what you see, hear, feel and taste when you think of Winter in the correct box.</p> <p>Worksheet: "Winter"</p>	<p>. RELIGION Bible Stories for Toddlers ...</p> <p>Students colour in 'The story of Creation'</p>	<p>INQUIRY Watch: Four Seasons in the Sout...</p> <p>Look or go outside and draw a picture of the day's weather. What can you see?</p> <p>Complete the sentence under your picture - "The weather today is....."</p>

LOTE – Miss Sun

12345678910

一二三四五六七八九十



HOW MANY DO YOU EAT?

12345678910

一二三四五六七八九十

Music Term 3 Week 2

DIE

THE ORCHESTRA


Watch this musical movie:

Peter and The Wolf

<https://www.youtube.com/watch?v=ydRzadWuk14>

14


Now colour the trumpet!




Why Easterbrook Celebrate Primary School

we welcome you to Easterbrook and our staff


0800 000 000





Learning Objectives: The students will be learning to study the German language and culture in the German language.





GO!































































































































Why Easterbrook Celebrate Primary School

we welcome you to Easterbrook and our staff


0800 000 000





Learning Objectives: The students will be learning to study the German language and culture in the German language.





GO!





























































































































Why Easterbrook Celebrate Primary School

we welcome you to Easterbrook and our staff

0800 000 000



Learning Objectives: The students will be learning to study the German language and culture in the German language.



GO!



Why Easterbrook Celebrate Primary School

we welcome you to Easterbrook and our staff

0800 000 000



Learning Objectives: The students will be learning to study the German language and culture in the German language.



GO!



Why Easterbrook Celebrate Primary School

we welcome you to Easterbrook and our staff

0800 000 000



Learning Objectives: The students will be learning to study the German language and culture in the German language.



GO!



Why Easterbrook Celebrate Primary School

we welcome you to Easterbrook and our staff

0800 000 000



Learning Objectives: The students will be learning to study the German language and culture in the German language.



GO!



Why Easterbrook Celebrate Primary School

we welcome you to Easterbrook and our staff

0800 000 000



Learning Objectives: The students will be learning to study the German language and culture in the German language.



GO!



Why Easterbrook Celebrate Primary School

we welcome you to Easterbrook and our staff

0800 000 000



Learning Objectives: The students will be learning to study the German language and culture in the German language.




GO!




Let's Make Ten

Teach **THIS**


Name: _____



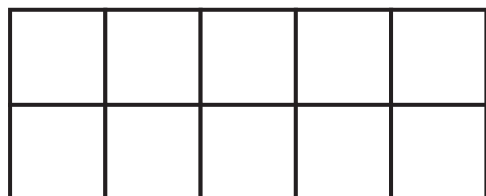


$$9 + \underline{\quad} = 10$$



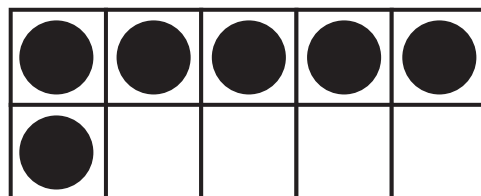
$$2 + \underline{\quad} = 10$$




$$7 + \underline{\quad} = 10$$



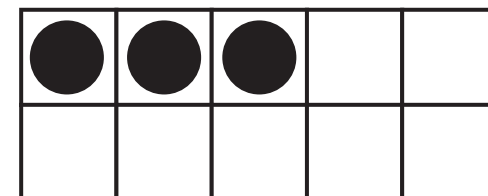
$$0 + \underline{\quad} = 10$$




$$6 + \underline{\quad} = 10$$



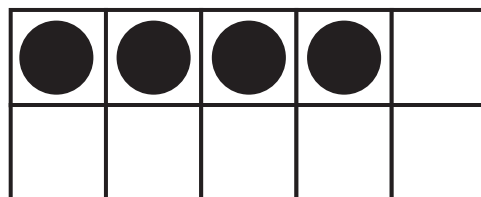
$$10 + \underline{\quad} = 10$$



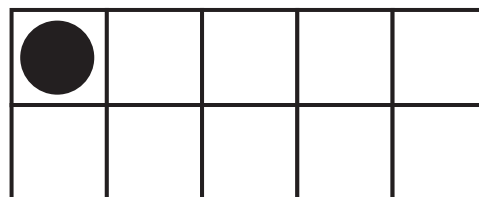
$$3 + \underline{\quad} = 10$$



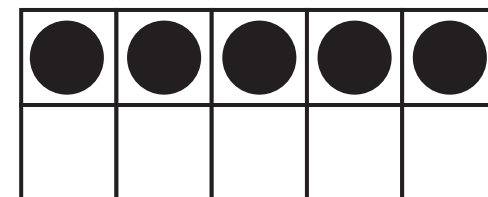
$$8 + \underline{\quad} = 10$$



$$4 + \underline{\quad} = 10$$



$$1 + \underline{\quad} = 10$$











$$5 + \underline{\quad} = 10$$

LOTE – Miss Sun

1	2	3	4	5	6	7	8	9	10
一	二	三	四	五	六	七	八	九	十



HOW MANY DID YOU FIND?

			
_____	_____	_____	_____
			
_____	_____	_____	_____

Music Term 3 Week 2

PREP

THE ORCHESTRA

Watch this musical movie:

'Peter and The Wolf'

<https://www.youtube.com/watch?v=Va8Uz6MoK>

Lg

Now colour the trumpet!





Holy Eucharist Catholic Primary School

1a Oleander Drive, St Albans South. VIC 3021

Phone: 8312 0900 Fax: 9366 8192

www.hestalbanssst.h.catholic.edu.au



PREP

Learning Intentions: This week we are learning to study the famous painting we discussed in the class on the 'Seasons'



1. Can you tell the name of the artist who drew this picture?
Work out this puzzle and write the name



+






+



2. Draw what you see in the foreground
(In the front of the picture)

Draw what you see in the middle ground
(In the front of the picture)

Draw what you see in the background
(In the back of the picture)





HOLY EUCHARIST SCHOOL

1A Oleander Drive St Albans South

Ph: 8312-0900



Week 5 Prep, 1 & 2 Physical Education Remote Learning

Hello Prep, Grade 1 and 2 students, parents and carers,

Here are the Week 5 activities, students can access the websites using a device. Some activities require sports equipment, use something from around the house that would do the same job as the sports equipment. You need a small space to do most of these activities, if you have outdoor space then use that.

PARENTS:

If you don't have access to a digital device or internet, go for a bike ride, walk, little jog, kick to kick with siblings or adults (if weather permits).



UPLOAD ONE OR TWO PHOTOS ON TO THE FOLDER NAMED (Week 5 PE Task)

Reminder: Tokyo 2020 Olympics Games are on, I hope students are watching the Tokyo Olympics, and it inspires some of our Holy Eucharist students to take up local sports. We might see them at the Brisbane Olympics Games in 2032.

Go Aussie Aussie Aussie Oi Oi Oi!!!

Students and Parents, please don't hesitate to contact me for any help or support on:

heribert.herrera@hestalbanssth.catholic.edu.au

Stay Safe and take care.

Mr. Herrera Physical Education Teacher.

Warm-Up 5 Minutes
I'm learning to warm-up correctly.

Equipment:

- Water Bottle
- Yoga mat (if you have one)
- Space to exercise

Learning Intention:

Make sure you warm up before the main activity.

Watch the following YouTube Video **if you don't have access to a device.**

Try these warm up activities:

Run on spot for 30 seconds,
Star jumps x 10,
Frog jumps x 10,
Squats for 20 seconds.
High knees for 30 seconds,

I'm learning to warm-up correctly.

Warm Up Video:

Link: [Here's the most EFFECTIVE warm up routine I use for my P.E lessons](#)



Activity or Skill
OLYMPIC YOGA
SESSION

Learning Intention:

- I'm learning to concentrate and breathe during the yoga session.

ACTIVITY (20 MINUTES)

Link: [Superhero Kids Yoga 🌟 Yoga Club \(Week 49\) | Cosmic Kids Yoga](#)



Warm-Down

Stretching is important to help us recover and cool down our body.

Learning Intention:

- I'm learning to cool down correctly after my activity.

Warm down for 5 to 10 minutes:

Link: [6 Min Cool Down for KIDS](#)



DIGITAL TECHNOLOGY (Week 5)

VELS LEARNING DESCRIPTOR: Identify and explore digital systems (hardware and software components) for a purpose ([VCDTDS013](#))

You can watch the PowerPoint that your teacher posted on DOJO and then complete the worksheet or if you already know the answers, match the pictures to the words.

Name _____ Grade _____

Matching - Computer Parts

Directions: Identify and match each computer term.



1.

A. Keyboard



2.

B. Monitor



3.

C. Printer



4.

D. CPU



5.


E. Mouse



6.

F. Speakers

Winter



In Winter I see _____.



In Winter I hear _____.



In Winter I feel _____.



In Winter I taste _____.


Name _____

Graph it!

Use a small foam cube. Drop it above the pictures.

Say the word it lands on and write the digraph you hear on the graph.

beginning
digraphs




7				
6				
5				
4				
3				
2				
1	sh	ch	th	wh

sh ch th wh

Name: _____

Find and color all of the cones.

CONE HUNT



The Story of Creation

Genesis 1:1-18

