

Holy Eucharist Catholic Primary School

1a Oleander Drive, St Albans South. VIC 3021

Phone: 8312 0900 Fax: 9366 8192

www.hestalbandsstcatholic.edu.au



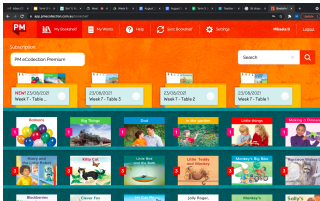




Grade Prep

Remote Learning Pack

**Week Beginning - Monday 30th August
2021**

Term 3 Week 8 2021

August 30th	August 31st	September 1st	September 2nd	September 3rd
Monday	Tuesday	Wednesday	Thursday	Friday
<p>READING Watch:</p> <p>▶ ABC Phonics Song with... Practise your letter sounds.</p> <p>Read a story from Sunshine Online https://www.sunshineonline.com.au/</p> <p>Login Details Username: heps3021 Password: heps3021</p> 	<p>READING Watch:</p> <p>▶ Everybody's Reading ...</p> <p>Worksheet - I Can Write CVC Words</p> <p>Write the words in the correct boxes and colour in the pictures.</p> 	<p>READING</p> <p>Read a story from the PM Collection.</p> <p>https://app.pmecollection.com.au/login</p> <p>Draw a picture of your favourite part of the story.</p> <p>'My favourite part is when...'</p> 	<p>READING Watch:</p> <p>▶ Rocco the Rhyming Rhin...</p> <p>Worksheet - CVC Rhyming Words</p> <p>Colour the pictures that rhyme with the picture on the left.</p> <p>Name: _____ Date: _____</p> <p>CVC Rhyming Words Color the pictures that rhyme with the one on the left.</p> 	<p>READING</p> <p>Practise reading and spelling your words in your green folder.</p> <p>Listen to the story, 'No Never' on Story Box Library. https://storyboxlibrary.com.au/stories/no-never-auslan-edition</p> 

WRITING
Recount
Watch -

On The Weekend (week...

Write a recount about your weekend. Remember to include, where, who and what happened.

E.g.

On the weekend I went for a bike ride with my family to the park.

WRITING
Creative Writing

Draw your favourite place and write a sentence about your favourite place using the sentence starter.



"My favourite place is..."

You are encouraged to write more than one sentence if you can!

WRITING
Creative Writing

Draw your favourite activity to do in winter and write a sentence using the sentence starter.



"My favourite winter activity is..."

You are encouraged to write more than one sentence if you can!

WRITING

Draw about a time you ate at a restaurant and write a sentence using the sentence starter.



"At the restaurant I..."

You are encouraged to write more than one sentence if you can!

WRITING

Draw an important man in your life (Dad, Uncle, Grandpa) and things that you do together. Complete the sentence starter.



"My Dad/Grandpa/Uncle and I..."

You are encouraged to write more than one sentence if you can!

Parents please let your child attempt to spell the words on their own. We encourage children to have a go and learn from their mistakes. Please do not tell them how to spell the words, only prompt them to stretch out the word and write the letters/sounds they can hear. Making mistakes is OK! It is how we learn.

Break

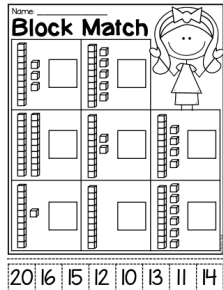
MATHS

Watch:

📺 **The Big Numbers Song**

Worksheet - Block Match

Cut and paste or write the matching number to the amount of MAB blocks shown.



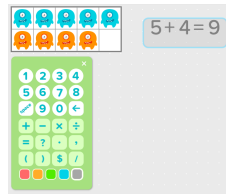
MATHS

Watch:

📺 **When You Add with a Pi...**

Use the tens frame (link below) to show the addition sums. Send a screenshot or a photo of your work to your teacher.

[Ten Frame | Manipulatives | Coolmath4Kids](#).




Challenge:

$5 + 4 =$	$19 + 4 =$
$7 + 5 =$	$13 + 6 =$
$4 + 2 =$	$12 + 9 =$
$9 + 3 =$	$26 + 5 =$
$10 + 6 =$	$48 + 7 =$

DIGITAL TECHNOLOGY

Complete the activity posted by Ms Faraj.




MATHS

📺 **3D Shapes I Know (solid ...)**

Worksheet - 3D Object Match

Cut and paste the 3D objects that match the shapes.



MATHS

Have some fun with Maths!
Choose a Maths site from below and do the activities.

[Count the Yeti 1 - 10](#)

[Ladybird Spots - Counting, Matching and Ordering](#)

[Caterpillar Ordering and Sequencing](#)

[Addition To 10](#)

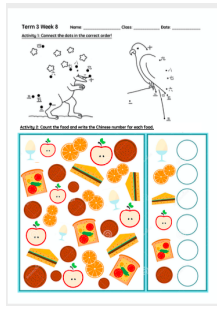
[Robot Addition More or Less](#)

[Let's Compare](#)

Break

CHINESE AND MUSIC

Complete the activities posted by Miss Sun and Mr O'Bree.



Music: Term 2 Week 8 THE ORCHESTRA



Watch this fun musical cartoon with different instruments playing together!
<https://www.youtube.com/watch?v=7T8M7p43s>

How colour in these animal friends playing instrument!



ART AND SPORT

Complete the activities posted by Mrs Hickey and Mr Herrera.



INQUIRY

Watch:

📺 **Four Seasons in the South...**

Worksheet - "Autumn"

Draw or write what you see, hear, feel and taste when you think of Autumn in the correct box.

Autumn	
In Autumn I see _____	In Autumn I hear _____
In Autumn I feel _____	In Autumn I taste _____

RELIGION

Watch:

[Creation Story Animation - Children and Youth](#)

📺 **Laudato Si' animation fo...**

We can be stewards of creation by caring, respecting and protecting God's wonderful creations.


Worksheet - 'God wants me to be a good steward'

Complete the worksheet by colouring in the picture




FATHER'S DAY CRAFT

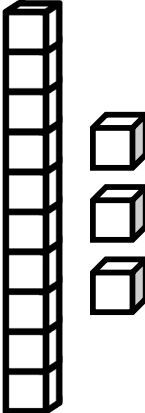

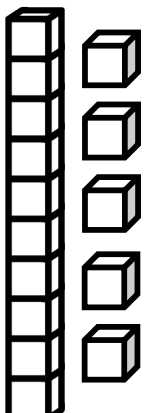

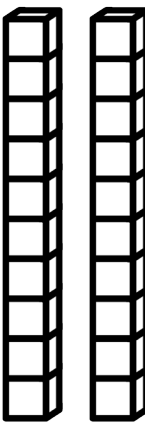

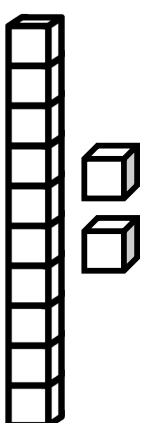

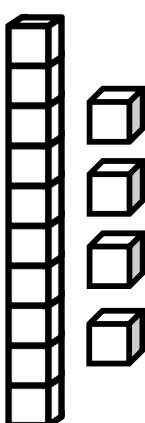

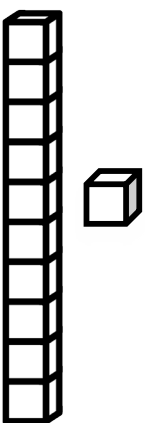

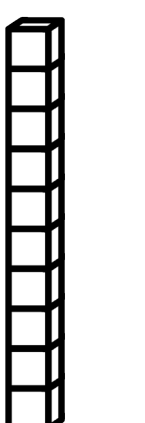

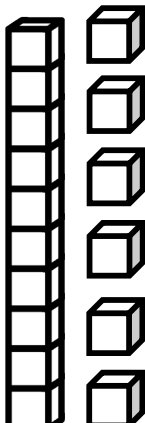

Choose a Father's Day activity to do for your special person in your life.



Name: _____

Block Match



20

16

15

12

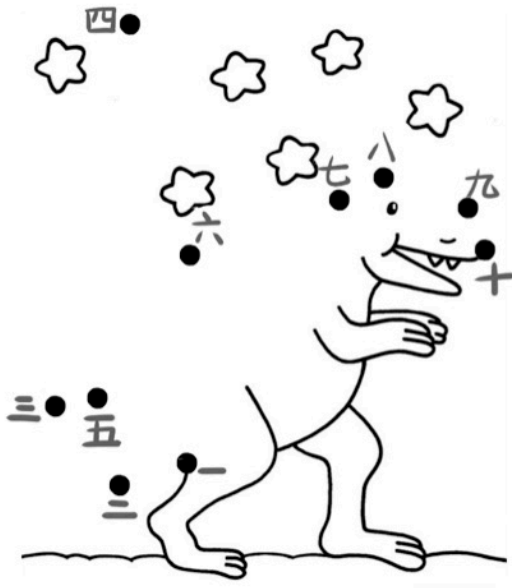
10

13









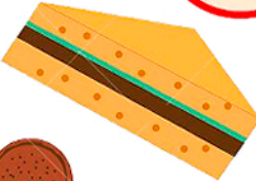



























11

14

Activity 1: Connect the dots in the correct order!



Activity 2: Count the food and write the Chinese number for each food.

						<input type="text"/>
						<input type="text"/>
						<input type="text"/>
						<input type="text"/>
						<input type="text"/>
						<input type="text"/>

Music Term 3 Week 8

PREP

THE ORCHESTRA

Watch this fun musical cartoon with different instruments playing together!

<https://www.youtube.com/watch?v=qJT6kPp-c3o>

Now colour in these animal friends playing instruments!




I Can Write CVC Words


Name _____

Write the words. Color.

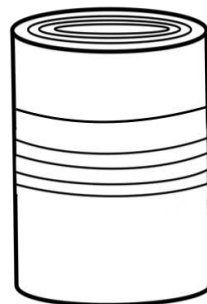
sad bus sun mug dog bat pen tin pan



--	--	--




--	--	--




--	--	--




--	--	--



--	--	--




--	--	--



--	--	--



--	--	--



--	--	--



Holy Eucharist Catholic Primary School

1a Oleander Drive, St Albans South. VIC 3021

Phone: 8312 0900 Fax: 9366 8192

www.hestalbanssth.catholic.edu.au



GRADE Prep **Visual Arts Term 3 Week 8**

Learning Intentions:

This week you are going to learn how to draw and colour a cherry blossom tree. If you don't have markers, use crayons, pencils, or pastels.

***The video below will help and give you step by step instructions to draw a cherry blossom tree.**

<https://www.youtube.com/watch?v=88K3ytkQlek>

Spring - draw a cherry blossom tree


You will need:

white paper, pink, dark pink or red, green, and brown pencils

Step 1 You can follow the video and draw

Or

CHOICE Draw your own cherry blossom tree with four petals for flowers, with a bright pink centre if you wish.





HOLY EUCHARIST SCHOOL

1A Oleander Drive St Albans South

Ph: 8312-0900



Week 8 Prep, 1 & 2 Physical Education Remote Learning

Hello Prep, Grade 1 and 2 students, parents and carers,

Here are the Week 8 activities, students can access the websites using a device. Some activities require sports equipment, use something from around the house that would do the same job as the sports equipment. You need a small space to do most of these activities, if you have outdoor space then use that.

PARENTS:

If you don't have access to a digital device or internet, go for a bike ride, walk, little jog, kick to kick with siblings or adults (if weather permits).



UPLOAD ONE OR TWO PHOTOS ON TO THE FOLDER NAMED (Week 8 PE Task)

Students and Parents, please don't hesitate to contact me for any help or support on:
heribert.herrera@hestalbanssth.catholic.edu.au

Stay Safe and take care.

Mr. Herrera Physical Education Teacher.

Warm-Up 5 Minutes

I'm learning to warm-up correctly.

-

Learning Intention:

I'm learning to warm-up correctly.

Equipment:

- Water Bottle
- Yoga mat (if you have one)
- Space to exercise

Warm Up Video:

Link: [Warm Up Video](#)



Activity or Skill**Yoga Sessions****Learning Intention:**

- I'm learning to follow instructions and have fun.

ACTIVITY

Link: [Pokemon VIDEOGAME Workout! | Epic Fitness Challenge | PE at Home](#)

**Warm-Down**

Stretching is important to help us recover and cool down our body.

Learning Intention:

- I'm learning to cool down and stretch my whole body.

Warm down for 5 to 10 minutes:

Link: [Fast 5 Minute Cool Down and Stretching Workout for Busy People](#)




Term 3 Week 8: DIGITAL TECHNOLOGY/S.T.E.M.


Name(s) _____ Grade _____ Date _____

CODING UNPLUGGED: HAPPY MAPS

CODING are instructions that tell a computer what to do. Almost every electronic device you use relies on code. All **APPS** need **code/algorithms** to work. People who make **code** are called **programmers, coders or developers**.

Meet **FLURB** . You need to help **Flurb** get to his destination by circling the correct arrow direction. Then write down the name of the direction (Right, Left, Up, Down) of the arrow.


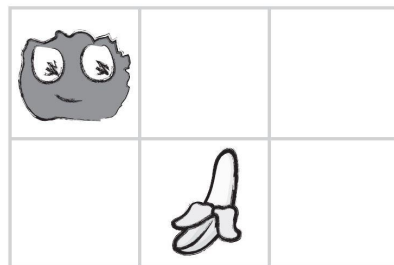
1. Which way should the Flurb step to get to the fruit?



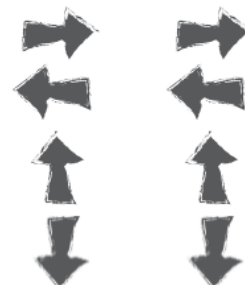

2. Which way should the Flurb step to get to the fruit?




3. Which two ways should the Flurb step to get to the fruit?



4. Which two ways should the Flurb step to get to the fruit?



Autumn



In Autumn I see _____.



In Autumn I hear _____.



In Autumn I feel _____.











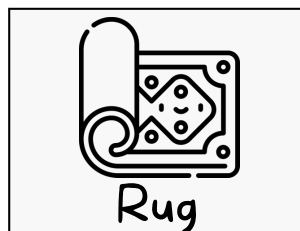









In Autumn I taste _____.

Name: _____

Date: _____

CVC Rhyming Words

Color the pictures that rhyme with the one on the left.



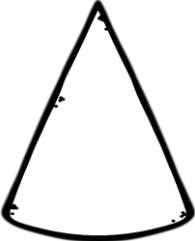



THANK YOU for downloading this FREE resource from POINT SIMPLE LANGUAGES.

I hope your students enjoy it. Your feedback is appreciated!!





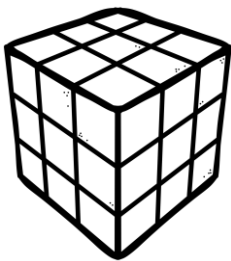



Name: _____

3D Object Match



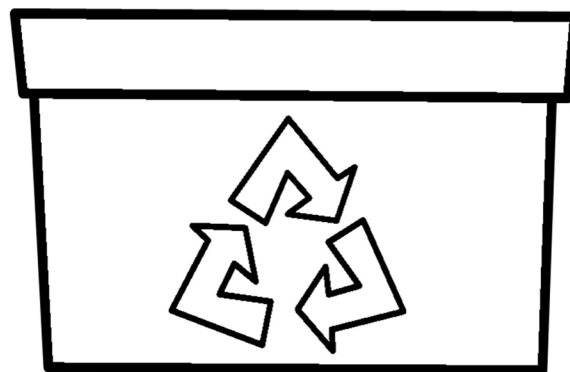

Cut and paste the 3D objects that match the solids.


			




			
			

God wants me to be a
Good Steward!






YOU ARE MY FAVOURITE SUPERHERO!



HAPPY FATHER'S DAY

To



This is me...

This is you...



We can do this together...

From _____

To My Dad ...



This is you...

This is me...

We can do this together...

From _____

