



Holy Eucharist Catholic Primary School

1a Oleander Drive, St Albans South. VIC 3021

Phone: 8312 0900 Fax: 9366 8192

www.hestalbanssth.catholic.edu.au









Grade Prep

Remote Learning Pack

Week Beginning - Monday 23rd
August 2021

Term 3 Week 7 2021

August 23rd	August 24th	August 25th	August 26th	August 27th
Monday	Tuesday	Wednesday	Thursday	Friday
<p>READING Watch:</p> <p>▶ ABC Phonics Song with... Practise your letter sounds.</p> <p>Read a story from Sunshine Online https://www.sunshineonline.com.au/</p> <p>Login Details Username: heps3021 Password: heps3021</p> 	<p>READING Watch:</p> <p>▶ Everybody's Reading ...</p> <p>Worksheet - CVC Detectives</p> <p>Look at each picture then find the matching word in the grid. Write the word next to the picture.</p>  <p><i>Challenge: Complete the 'Read and Match CCVC' worksheet. Read the sentence and match it to the correct picture.</i></p> 	<p>READING</p> <p>Listen to your teacher read a story on Class Dojo.</p> <p>Draw a picture and write a sentence on your favourite character.</p> <p>"My favourite character is ... because..."</p> 	<p>READING Watch:</p> <p>▶ The Reading Machine 1</p> <p>Worksheet - I Can Write CVC Words</p> <p>Write the words in the correct boxes and colour in the pictures.</p> 	<p>READING</p> <p>Practise reading and spelling your words in your green folder.</p> <p>Listen to the story 'We Love You, Magoo' on Story Box Library. https://www.storyboxlibrary.com.au/we-love-you-magoo</p>  <p>Draw a picture of your favourite part of the story and write a sentence using the sentence starter:</p> <p>"My favourite part of the story is..."</p>

WRITING
Watch -

📺 **On The Weekend (week...**

Write a recount about your weekend. Remember to include, where, who and what happened.

E.g.

On the weekend I went outside for a walk with my dog.

WRITING
Watch -

📺 **Day At The Beach ...**

Creative Writing

Complete the sentence starter



"At the beach I..."

You are encouraged to write more than one sentence if you can!

WRITING
Creative Writing

Complete the sentence starter



"If I could fly..."

You are encouraged to write more than one sentence if you can!

WRITING

Watch - What's At the Park?

Complete the sentence starter



'At the park, I...'

You are encouraged to write more than one sentence if you can!

WRITING
Watch -

📺 **The Wizard and the Dr...**

Creative Writing

Complete the sentence starter



"If I was a wizard..."

You are encouraged to write more than one sentence if you can!

Parents please let your child attempt to spell the words on their own. We encourage children to have a go and learn from their mistakes. Please do not tell them how to spell the words, only prompt them to stretch out the word and write the letters/sounds they can hear. Making mistakes is OK! It is how we learn.

Break

MATHS
Watch:

📺 **Daytime and Nighttime ...**

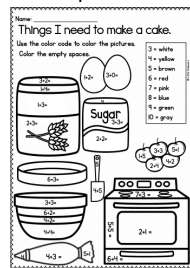
Draw something you did in the morning (for example: eat breakfast), in the afternoon (played outside) and in the nighttime (went to bed).



MATHS

Worksheet - Things I Need to Make a Cake


Solve the maths problem and use the colour code to colour the picture.



Challenge:
Complete the Addition

DIGITAL TECHNOLOGY

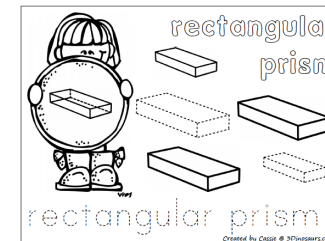
Complete the activity posted by Ms Faraj.



MATHS
Watch:

📺 **3D Shapes I Know (solid ...**

Trace and colour all the rectangular prisms on the worksheet.



Challenge: Make a Monster
Create the 3D shape monster

MATHS

Have some fun with Maths!
Choose a Maths site from below and do the activities.

[Count the Yeti 1 - 10](#)

[Ladybird Spots - Counting, Matching and Ordering](#)

[Caterpillar Ordering and Sequencing](#)

[Addition To 10](#)

[Robot Addition More or Less](#)



worksheet beyond 10.

Write the sum:

$12 \times 2 =$	$84 \div 2 =$	$55 \times 13 =$
$8 \times 1 =$	$25 \times 1 =$	$13 \times 2 =$
$9 \times 13 =$	$30 \times 1 =$	$23 \times 1 =$

Use the ten frames to solve each equation:

$74 \div 4 =$	$12 \times 2 =$
$9 \times 3 =$	$13 \times 4 =$

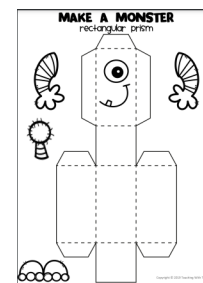
Use the number lines to solve each equation:

$2 \times 3 =$	$10 \times 2 =$
$8 \times 10 =$	$5 \times 3 =$

Write the sum:

$75 \times 2 =$	$14 \times 2 =$	$75 \times 3 =$	$86 \times 4 =$
$10 \times 3 =$	$35 \times 4 =$	$60 \times 2 =$	$54 \times 3 =$
$74 \times 4 =$	$24 \times 4 =$	$52 \times 3 =$	$24 \times 2 =$

of a rectangular prism using the provided net.



[Let's Compare](#)

Break

CHINESE AND MUSIC

Complete the activities posted by Miss Sun and Mr O'Bree.

Term 3 Week 7 Date: _____ Class: _____

1. Match the number to the correct Chinese character

1	2	3	4	5	6	7	8	9	10
---	---	---	---	---	---	---	---	---	----

三 一 七 六 八 四 九 二 十 五

2. Circle the matching number for each set

Music Term 3 Week 7

DR2 THE ORCHESTRA

Watch this video about instruments that you hit or shake or scrape! They are **PERCUSSION** instruments


<https://www.youtube.com/watch?v=T9d9fSdV68>

Now colour the drum!



ART AND SPORT

Complete the activities posted by Mrs Hickey and Mr Herrera.



HOLY EUCHARIST SCHOOL
16 Cleaver Drive St Albans South VIC 3021

Week 7 Prep, 1 & 2 Physical Education Remote Learning

Hello Prep, Grade 1 and 2 students, parents and carers,
Here are the Week 7 activities. Students can access the websites using a device. Some activities require sports equipment, use something from around the house that would do the same job as the sports equipment. You need a small space to do most of these activities. If you have outdoor space then use that.

PAIDMENTS:
If you don't have access to a digital device or internet, go for a bike ride, walk, little jog, kick to kick with siblings or adults (if weather permits).
UPLOAD ONE OR TWO PHOTOS ON TO THE FOLDER NAMED (Week 6 PE Task)

Students and Parents please don't hesitate to contact me for any help or support on becky.barnard@holyeucharist.catholic.edu.au

Only Safe and Take care.

Home-Side Physical Education Teacher:

Equipment:

- Water bottle
- Yoga mat (if you have one)
- Skip rope

Learning Intention:
To be able to perform a range of physical activities.

Link: <https://www.youtube.com/watch?v=T9d9fSdV68>

INQUIRY

Watch:

Four Seasons in the South...

Worksheet - 'Butterfly'

1. Decorate the butterfly using Texas or pencils.
2. Cut out the butterfly.
3. Place a clothes peg in the middle to represent the body.
4. Tie string to the butterfly or a piece of blue tag and hang it on the wall/window.



RELIGION

Watch:

LYRICS (Creation Song)

God created humans for a purpose.

Watch:

Caring For God's Creation

Why do you think God created us last?

Draw a picture or write a sentence about what you can do to look after God's creation.



'I can care for God's creation by...'

INQUIRY

Watch:

Four Seasons in the South...

Worksheet - "Spring"

Draw or write what you see, hear, feel and taste when you think of Spring in the correct box.

Spring

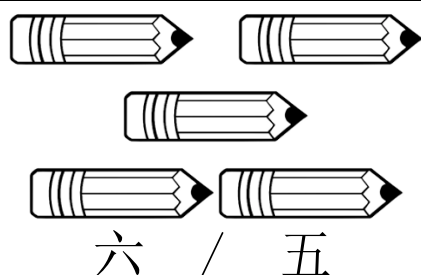
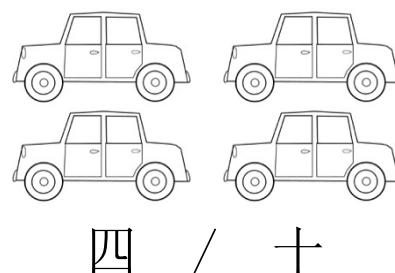
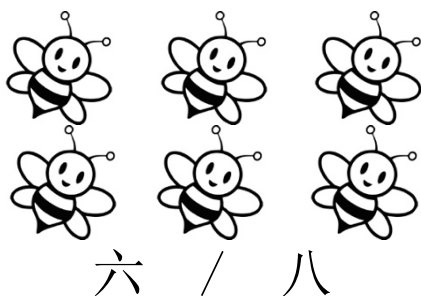




In Spring I see _____	In Spring I hear _____
In Spring I feel _____	In Spring I taste _____

1. Match the number to the correct Chinese character

1	6	3	7	4	8	5	10	9	2
---	---	---	---	---	---	---	----	---	---

三	一	七	六	八	四	九	二	十	五
---	---	---	---	---	---	---	---	---	---

2. Circle the matching number for each set



Music Term 3 Week 7

PREP

THE ORCHESTRA

Watch this video about instruments that you hit or shake or scrape! They are **PERCUSSION** instruments

<https://www.youtube.com/watch?v=Tis9aFSdVG8>

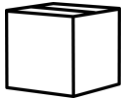
Now colour the **drum**!



Drum

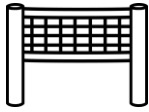
Look at each picture then find the matching word in the grid.

Write the word next to the picture.






















CVC DETECTIVES



Find and Write

y	i	e	b	b	o	b
p	a	n	o	a	d	i
d	y	e	x	g	t	n
t	a	t	v	e	t	h
m	o	p	u	s	b	w
z	l	i	b	u	g	o
y	f	g	q	n	v	s



Read and Match CCVC


We love to play in the
snow.

I can spin the ball.

The sign says stop.

I can blow a bubble.

I saw a crab in the
sand.



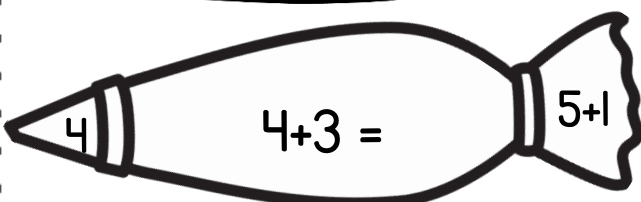

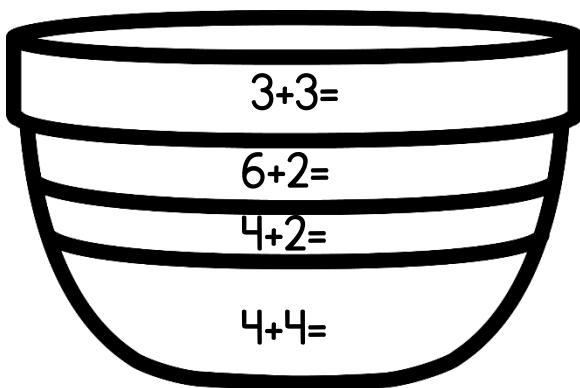
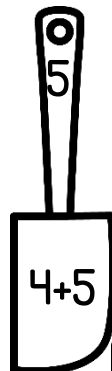
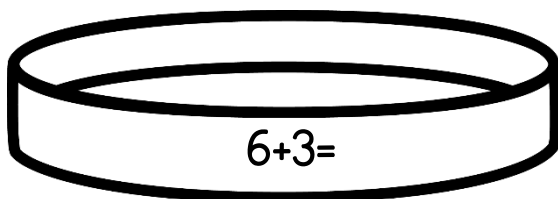
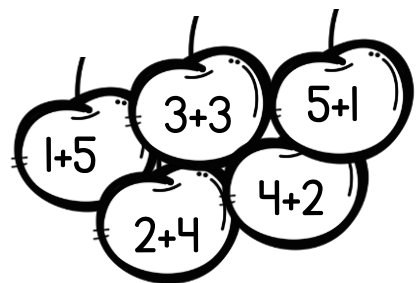


Name: _____

Things I need to make a cake.

Use the color code to color the pictures.

Color the empty spaces.

- 3 = white
- 4 = yellow
- 5 = brown
- 6 = red
- 7 = pink
- 8 = blue
- 9 = green
- 10 = gray



Write the sum.

$12 + \begin{array}{|c|} \hline \bullet \bullet \\ \hline \end{array} = \underline{\hspace{2cm}}$

$18 + \begin{array}{|c|} \hline \bullet \bullet \\ \hline \end{array} = \underline{\hspace{2cm}}$

$55 + \begin{array}{|c|} \hline \bullet \bullet \bullet \bullet \\ \hline \end{array} = \underline{\hspace{2cm}}$

$8 + \begin{array}{|c|} \hline \bullet \\ \hline \end{array} = \underline{\hspace{2cm}}$

$25 + \begin{array}{|c|} \hline \bullet \bullet \\ \hline \end{array} = \underline{\hspace{2cm}}$

$13 + \begin{array}{|c|} \hline \bullet \bullet \\ \hline \end{array} = \underline{\hspace{2cm}}$

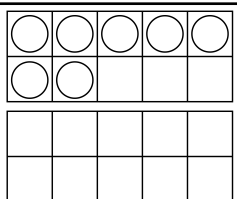
$9 + \begin{array}{|c|} \hline \bullet \bullet \bullet \bullet \\ \hline \end{array} = \underline{\hspace{2cm}}$

$30 + \begin{array}{|c|} \hline \bullet \\ \hline \end{array} = \underline{\hspace{2cm}}$

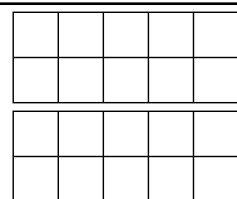
$23 + \begin{array}{|c|} \hline \bullet \bullet \\ \hline \end{array} = \underline{\hspace{2cm}}$

Use the ten frames to solve each equation.

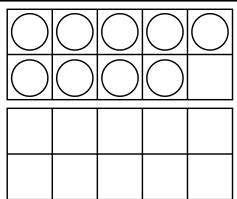
$7 + 4 = \underline{\hspace{2cm}}$



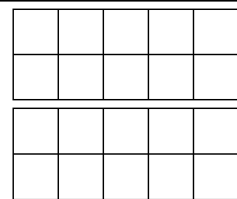
$12 + 2 = \underline{\hspace{2cm}}$



$9 + 3 = \underline{\hspace{2cm}}$




$13 + 4 = \underline{\hspace{2cm}}$



Use the number lines to solve each equation.

$21 + 3 = \underline{\hspace{2cm}}$



$17 + 2 = \underline{\hspace{2cm}}$



$8 + 4 = \underline{\hspace{2cm}}$



$15 + 3 = \underline{\hspace{2cm}}$



Write the sum:

$75 + 2 = \underline{\hspace{2cm}}$

$14 + 2 = \underline{\hspace{2cm}}$

$75 + 3 = \underline{\hspace{2cm}}$

$86 + 1 = \underline{\hspace{2cm}}$

$10 + 3 = \underline{\hspace{2cm}}$

$35 + 1 = \underline{\hspace{2cm}}$

$60 + 2 = \underline{\hspace{2cm}}$

$54 + 3 = \underline{\hspace{2cm}}$

$7 + 4 = \underline{\hspace{2cm}}$

$29 + 4 = \underline{\hspace{2cm}}$

$52 + 3 = \underline{\hspace{2cm}}$

$29 + 2 = \underline{\hspace{2cm}}$



Holy Eucharist Catholic Primary School

1a Oleander Drive, St Albans South. VIC 3021

Phone: 8312 0900 Fax: 9366 8192

www.hestalbanssth.catholic.edu.au




Grades Prep Week 7

Learning Intentions: This week we are learning to draw a raindrop

Watch this video to get ideas:

<https://www.youtube.com/watch?v=kTrTjTgEgOE>

You will need a pencil to draw
Blue pencil to shade the background
White paper





HOLY EUCHARIST SCHOOL

1A Oleander Drive St Albans South

Ph: 8312-0900



Week 7 Prep, 1 & 2 Physical Education Remote Learning

Hello Prep, Grade 1 and 2 students, parents and carers,

Here are the Week 7 activities, students can access the websites using a device. Some activities require sports equipment, use something from around the house that would do the same job as the sports equipment. You need a small space to do most of these activities, if you have outdoor space then use that.

PARENTS:

If you don't have access to a digital device or internet, go for a bike ride, walk, little jog, kick to kick with siblings or adults (if weather permits).



UPLOAD ONE OR TWO PHOTOS ON TO THE FOLDER NAMED (Week 6 PE Task)

Students and Parents, please don't hesitate to contact me for any help or support on:
heribert.herrera@hestalbanssth.catholic.edu.au

Stay Safe and take care.

Mr. Herrera Physical Education Teacher.

Warm-Up 5 Minutes

I'm learning to warm-up correctly.

-

Learning Intention:

I'm learning to warm-up correctly.

Equipment:

- Water Bottle
- Yoga mat (if you have one)
- Space to exercise

Warm Up Video:

Link: 😊 [Bobo P.E. | Kids Stretching Exercises | Home Workout](#)



Activity or Skill
Yoga Sessions
Learning Intention:

- I'm learning how my body can move in different ways.

ACTIVITY (20 MINUTES)

Link: [🏅 Tokyo Summer OLYMPICS Fitness Challenge! Bobo P.E. | FUNNY Workout](#)



Warm-Down

Stretching is important to help us recover and cool down our body.

Learning Intention:

- I'm learning to cool down correctly after my activity.

Warm down for 5 to 10 minutes:

Link: [Bring It Down - Flow | GoNoodle](#)



ALGORITHM

Watch the video WHAT IS AN ALGORITHM? <https://www.youtube.com/watch?v=Da5TOXCwLSg> Then complete the activity below.

Name: _____


Grade: _____

Order the steps to brush your teeth. You can either draw the pictures into the correct box or cut and paste into the correct step.

Step 1	Step 2	Step 3	Step 4	Step 5	Step 6
Open toothpaste	Put some toothpaste on the brush	Open your mouth	Brush your teeth	Rinse your mouth with water	Smile

An algorithm is a list of _____ you give _____ to solve a problem.






I Can Write CVC Words


Name _____

Write the words. Color.

cot hen kit log map wet mud hug bib



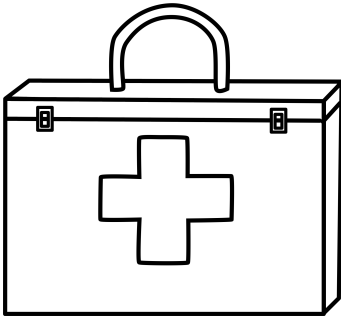
--	--	--



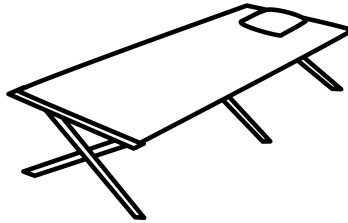
--	--	--



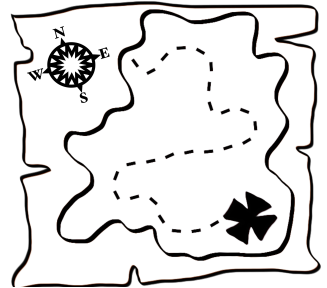
--	--	--




--	--	--



--	--	--



--	--	--



--	--	--

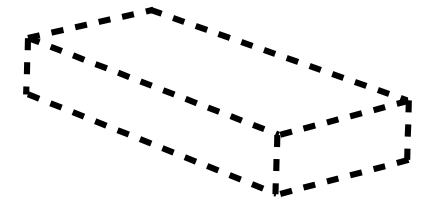
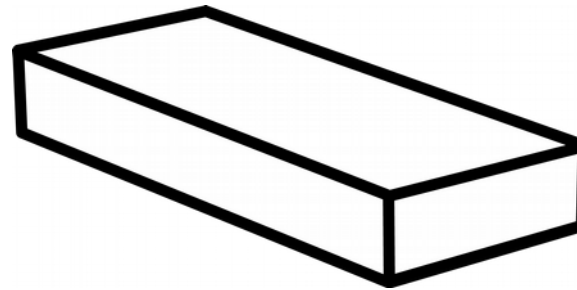
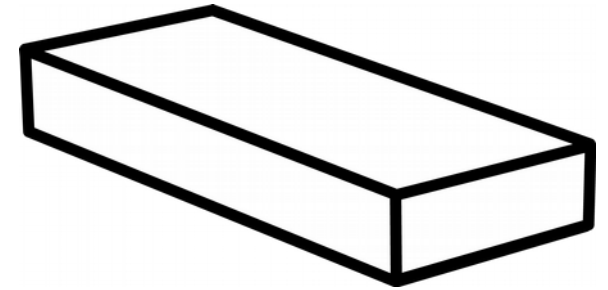
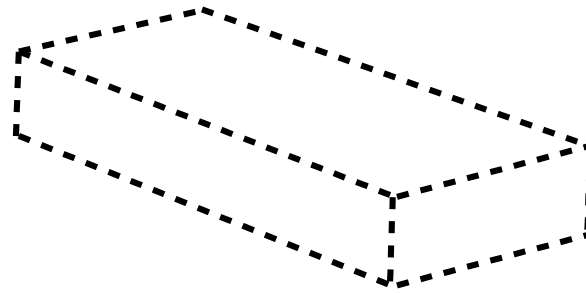
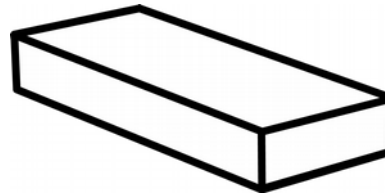



--	--	--



--	--	--

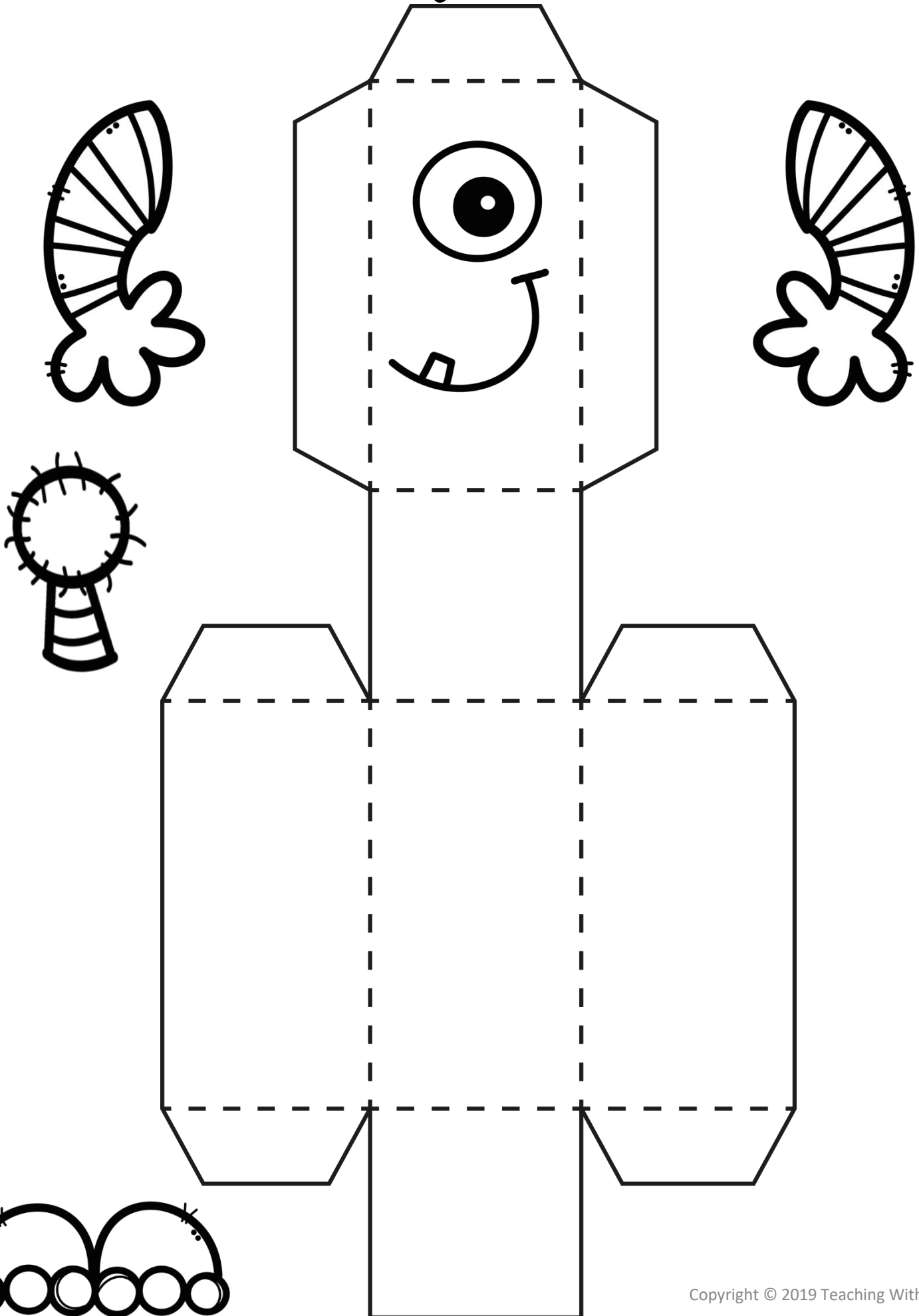
rectangular
prism




rectangular prism

MAKE A MONSTER

rectangular prism



Spring



In Spring I see _____.



In Spring I hear _____.



In Spring I feel _____.



In Spring I taste _____.