



**Holy Eucharist Catholic Primary School**

1a Oleander Drive, St Albans South. VIC 3021

Phone: 8312 0900 Fax: 9366 8192

[www.hestalbanssth.catholic.edu.au](http://www.hestalbanssth.catholic.edu.au)



# Grade 2

## Remote Learning Pack

Week beginning - Monday 6th September 2021

It is recommended that each day consists of:

- 45-60 minutes of literacy activities (reading and writing)
- 30-45 minutes of numeracy activities
- 30-45 minutes Additional learning areas, play-based learning and physical activity

**Contact Emails:**

2JK Miss Jess Kerlin

[Jessica.Kerlin@hestalbanssth.catholic.edu.au](mailto:Jessica.Kerlin@hestalbanssth.catholic.edu.au)

2JM Miss Julie Murnane

[Julie.Murnane@hestalbanssth.catholic.edu.au](mailto:Julie.Murnane@hestalbanssth.catholic.edu.au)

2TT Miss Thy Tran

[Thy.Tran@hestalbanssth.catholic.edu.au](mailto:Thy.Tran@hestalbanssth.catholic.edu.au)


# Term 3 Week 9

**Name:** \_\_\_\_\_

**Grade: 2**\_\_\_\_


When you have completed all your work, here are some fun things to do at home.

# HOME LEARNING CHOICE BOARD

<p>Take a strip of sticky tape and go outside. Find as many different shades of green as you can. Put them on the tape. How many shades did you find?</p> 	<p>Practice reading a story on video. Upload to your class blog/SeeSaw to share with your friends, or email it to your teacher.</p>	<p>Plan an imaginary holiday.</p> <p>Research places to visit and things to do.</p>
<p>Design and make a hut in your yard or lounge room.</p> 	<p>Using a cookbook or an online recipe, bake some biscuits.</p>	<p>Make a list of the things you would need to pack.</p> 
<p>Vacuum your whole house and empty the lint bag.</p> 	<p>Create a pet rock or stick. Get creative!</p> 	<p>Write a play and share with friends and family.</p> 
<p>Keep a journal about your social distancing. Write in it to record what you did each day.</p>	<p>Learn how to make origami (YouTube has many videos).</p> 	<p>Make a kite from a paper bag, straws and string.</p> 

Monday 6th September, 2021

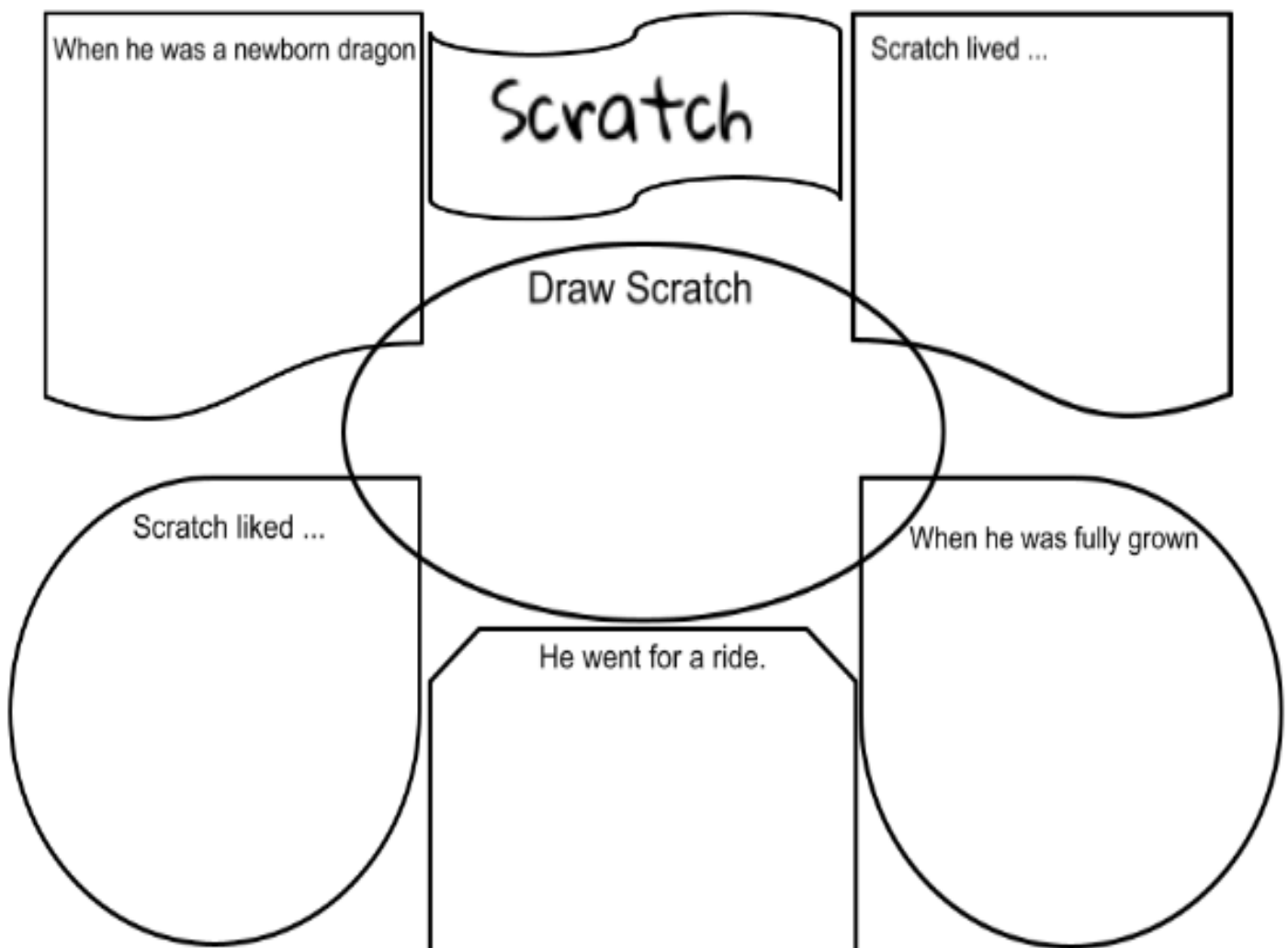
Reading

	<p><b>Step 1 - Get your brain ready for reading this book.</b> <u>Look at the cover. Let's make a prediction.</u></p> <ul style="list-style-type: none"><li>• What could this story be about?</li><li>• Who is Ellie?</li><li>• What events might happen in a story with a girl and a little dragon?</li></ul> <p><b>Step 2. Now you can listen to (and watch) this story -</b> <a href="https://storyboxlibrary.com.au/stories/ellies-dragon">https://storyboxlibrary.com.au/stories/ellies-dragon</a> Username and password - heps3021</p>
---	--

**Step 3. Complete this comprehension activity. Draw and write your answers -**

What words would you use to describe Scratch

- when he was a newborn dragon,
- where he lived,
- what he liked (to eat)
- when he went for a ride,
- when he was fully grown.



When he was a newborn dragon

Scratch

Scratch lived ...

Draw Scratch

Scratch liked ...

When he was fully grown

He went for a ride.

## Writing

Remember the story, 'Hey, Little Ant!'. You can watch it again here:

<https://www.youtube.com/watch?v=Fa2ral2Yvx0>

Did we want the boy to squish the ant? NO!

Today we are going to write a persuasive text to convince the boy to agree with our opinion.

Remember the structure of a Persuasive Text is:

- State your opinion
- Provide 3 reasons why
- Re-state your opinion

Remember to write in **full sentences** and to use **STRONG** words.

Title: <b>The Boy Should Not Squish The Ant</b>
Statement of Opinion:
Reason 1:
Reason 2:
Reason 3:
Statement of Opinion:

**172**

<b>Word form:</b>	
<b>Number before:</b>	
<b>Number after:</b>	
<b>10 before:</b>	
<b>10 after:</b>	
<b>Expanded form:</b>	$\underline{\hspace{2cm}} + \underline{\hspace{2cm}} + \underline{\hspace{2cm}} = \underline{\hspace{2cm}}$
<b>Partition the number using place value</b>	$\underline{\hspace{2cm}}$ Hundreds, $\underline{\hspace{2cm}}$ Tens, $\underline{\hspace{2cm}}$ Ones

**Extension:**

How many different ways can you show today's number?

## Capacity

Capacity is the amount a container will hold.

We are going to measure the capacity of objects using informal units.

### Example:



This cup has the capacity of 53 jelly beans.

You will need to choose a resource you have a lot of. For example: ice cubes, lollies, blocks...etc.

**What did you choose?** \_\_\_\_\_

Object to measure	Total capacity Write in full sentences. The first one is done for you.
Cup	The cup has the capacity of _____.
Bowl	
Lunch box	
Your choice: _____	

**What object has the largest capacity?** \_\_\_\_\_

**What object has the smallest capacity?** \_\_\_\_\_

## Religion

### Re-watch the story of The Prodigal Son

(<https://youtu.be/kfDfMZ6MTJs>)

Think about each of the characters. Pick two words to describe each character. Write them in the first column.

In the second column, think of a person in your life who has acted in a way similar to each character. Write or illustrate their ideas.

<b>Youngest Son</b> <ul style="list-style-type: none"><li>•</li><li>•</li></ul>	
<b>Father</b> <ul style="list-style-type: none"><li>•</li><li>•</li></ul>	
<b>Oldest Son</b> <ul style="list-style-type: none"><li>•</li><li>•</li></ul>	

**Finish this sentence.**

*The Prodigal Son teaches me*

---

---

**Tuesday 7th September, 2021**

**Sport**

## Week 9 Prep, 1 & 2 Physical Education Remote Learning

Hello Prep, Grade 1 and 2 students, parents and carers,

Here are the Week 9 activities, students can access the websites using a device. Some activities require sports equipment, use something from around the house that would do the same job as the sports equipment. You need a small space to do most of these activities, if you have outdoor space then use that.





PARENTS:

If you don't have access to a digital device or internet, go for a bike ride, walk, little jog, kick to kick with siblings or adults (if weather permits).

UPLOAD ONE OR TWO PHOTOS ON TO THE FOLDER NAMED (Week 8 PE Task)

Students and Parents, please don't hesitate to contact me for any help or support on:  
[heribert.herrera@hestalbanssth.catholic.edu.au](mailto:heribert.herrera@hestalbanssth.catholic.edu.au)

Stay Safe and take care.  
Mr. Herrera Physical Education Teacher.

<b>Warm-Up 5 Minutes</b> I'm learning to warm- up correctly. <ul style="list-style-type: none"><li>•</li></ul> <b>Learning Intention:</b> I'm learning to warm- up correctly.	<b>Equipment:</b> <ul style="list-style-type: none"><li>• Water Bottle</li><li>• Yoga mat (if you have one)</li><li>• Space to exercise</li></ul>  Warm Up Video: Link: <a href="#">Warm-Up exercises .:)</a>
<b>Activity or Skill</b> <b>Yoga Sessions</b> <b>Learning Intention:</b> <ul style="list-style-type: none"><li>• I'm learning to follow instructions and have fun.</li></ul>	<b>ACTIVITY</b> Link:  <a href="#">PAW PATROL Fitness Challenge   PE + Funny JOKES and a real DOG!</a> 
<b>Warm-Down</b> <b>Learning Intention:</b> <ul style="list-style-type: none"><li>• I'm learning to sit still during this five minute meditation.</li></ul>	<b>Warm down for 5 to 10 minutes:</b> Link: <a href="#">Be the Pond   Cosmic Kids Zen Den - Mindfulness for kids</a> 



**Music Term 3 Week 9**

**Gr. 1 & 2**

**THE ORCHESTRA - THE CONDUCTOR**

Watch some characters from Sesame Street meet a conductor!

<https://www.youtube.com/watch?v=MJ4UGtDLYc>

Now colour the conductors and draw some instruments in front of them.





# Holy Eucharist Catholic Primary School

1a Oleander Drive, St Albans South. VIC 3021

Phone: 8312 0900 Fax: 9366 8192

[www.hestalbanssth.catholic.edu.au](http://www.hestalbanssth.catholic.edu.au)



GRADES 1 and 2

**Learning Intentions:** This week we will learn to make a pop-up card on the topic-  
'Seasons'

Please watch the step-by-step video to follow the instructions.

<https://www.redtedart.com/pop-up-rainbow-card/>



## **Materials :**

You will need:

White/blue A4 paper

Coloured markers or pencils

Scissors

Glue stick

Activity for both Grade 1 and 2

- If you don't have any dark blue paper, use white paper, and stick your coloured rainbow on it.
- Make your clouds with any colour. You can draw and colour blue clouds on white piece of paper. See if the teachers might be able to help and give you a white printing paper because you are making a card.

# Chinese

Name: \_\_\_\_\_

Class: \_\_\_\_\_

Date: \_\_\_\_\_

## Activity 1: What is your favourite sport? (answer in Chinese)

\_\_\_\_\_

## Activity 2: cut and paste the images to match the Chinese words.

gǎn lǎn qiú	yóu yǒng	hé	pǎo bù
lán qiú	yùn dòng	zú qiú	pīng pāng qiú



# Digital Technology

## Digital Technology: Term 3 Week 9

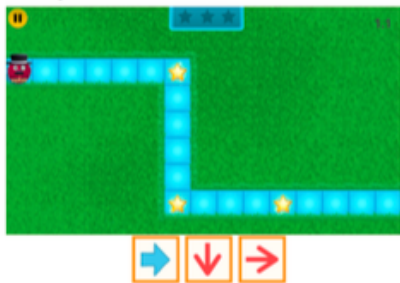
### \*UNPLUGGED CODING\*

NAME \_\_\_\_\_


GRADE \_\_\_\_\_

**Directions:** Help the Fuzz get through the maze by drawing the missing arrows to tell the fuzz which way to roll to get to the end of the maze.

**Example:**



Now you try!



**Directions:** One of the Fuzzes has the correct code to solve the maze. **Circle** the fuzz with the **correct code**!

**Example:**



Now You Try!



**Directions:** Complete the conditional statement. Then draw a picture to go along with it!

**Example:**

If you water the garden, **then**...



The flowers will grow!

**Now you try!**

**IF** it is cold outside, **THEN**...

\_\_\_\_\_

**IF** it is a holiday, **THEN**...

\_\_\_\_\_

**IF** you finish your homework, **THEN**...

\_\_\_\_\_





Now that it's **Spring** and the weather is improving, we can do more activities outside. So, it's time to make a

## **Nature Shadow Portrait.**

This is a really fun activity for people of all ages - and a great way to experiment with light and shadow. You can also keep your painted rocks in a small pouch to create a portable nature game that can be played in just about any season, as long as the sun is shining.

Here's a blog post from Mud and Bloom to show you what to do. **Check out their photos!**  
<https://www.mudandbloom.com/blog/shadow-art>



**You will need -**

Small rocks and pebbles

A small pouch to keep your pebbles in

Leaves, sticks and other nature items

Acrylic paints

Paintbrush

Varnish (optional) or clear nail polish

Sunshine!

## **What to do**

First you will need to collect your rocks and pebbles. You may already have a collection of rocks at home! Otherwise, you can collect some on a nature walk - rocks with a smooth or flat surface are easiest to work with.

Clean your rocks with water and while you wait for them to dry, you can gather your painting supplies. Acrylic paints work really well for painting on rocks. You can also use permanent textas such as sharpies to add details to your painted rocks.

Next, paint your rocks! They will be the faces of your shadows so paint eyes, noses, mouths, eyebrows, moustaches, ears, horns or whatever takes your fancy. We painted both sides of some of our flatter rocks so we had more options to choose from when creating our shadow art. If you want your rocks to last longer, you can paint them with varnish afterwards. Once the paint or varnish is dry, pop the rocks in your pouch.


Gather some leaves, sticks, petals, grass or any other nature items that you can find. One child picked some blueberries from our garden to use as eyes.

Create your shadow art! Adults should definitely join in too! One person will need to stand in the sun to cast the shadow and another person can then add features to the shadow using the painted rocks and the nature items. Have fun positioning your bodies in different ways and see what your shadows look like.

Once you've finished creating your shadow art, you can pop your rocks back in your pouch to use another day.

Wednesday 8th September, 2021

Reading

	<p><b>Step 1 - Get your brain ready for reading this book.</b> <u>What can you remember?</u></p> <ul style="list-style-type: none"><li>• What characters are in this story?</li><li>• What happens to Ellie?</li><li>• What happens to Scratch?</li></ul> <p><b>Step 2. Now listen to (and watch) this story again-</b> <a href="https://storyboxlibrary.com.au/stories/ellies-dragon">https://storyboxlibrary.com.au/stories/ellies-dragon</a> Username and password - heps3021</p>
---	--

**Step 3. What if you adopted a dragon, like Ellie did? -**

What will you name your dragon?	Draw your dragon.
What <b>adjectives</b> would you use to describe your dragon?	
What does your dragon eat?	
Where will your dragon sleep?	
What is the coolest thing about your dragon?	

## Writing

Watch the story 'What Pet Should I Get?' by Dr Seuss (<https://youtu.be/0kvrFLX7i0M>)

**Think about these questions:**

- *What types of pets do the boy and girl see in the pet shop?*
- *How many pets are the boy and the girl allowed to take home?*
- *Which pet do you think the boy chooses at the end of the story? Why do you think this?*

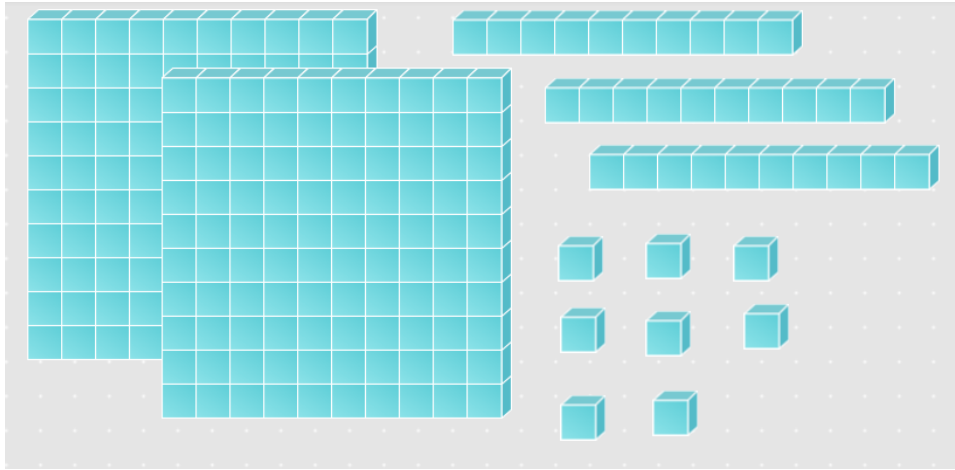
Brainstorm and record advantages for each type of pet in the table below.

Dog	Rabbit
Fish	Cat

Which pet would you choose? \_\_\_\_\_

What are your reasons?

1. \_\_\_\_\_
2. \_\_\_\_\_
3. \_\_\_\_\_



<b>Number:</b>	
<b>Word form:</b>	
<b>Number before:</b>	
<b>Number after:</b>	
<b>10 before:</b>	
<b>10 after:</b>	
<b>Expanded form:</b>	_____ + _____ + _____ = _____
<b>Partition the number using place value</b>	_____ Hundreds, _____ Tens, _____ Ones

## Extension:

How many different ways can you show today's number?



# Capacity


Capacity is the amount a container will hold.

Watch this video: <https://www.youtube.com/watch?v=hFO1l0dgmU>

## More than or Less than

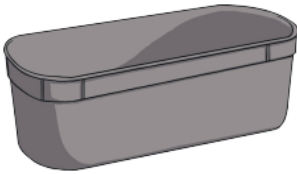
**Example:**

Which container holds more?



The ice-cream tub holds **more than** the spoon.

**Write 'more than' OR 'less than' to complete the sentences.**



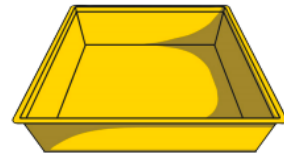
The ice cream tub holds \_\_\_\_\_



the plastic cup.



The bucket holds \_\_\_\_\_



the book tray.



The plastic cup holds \_\_\_\_\_



the water bottle.



The bowl holds \_\_\_\_\_



the pencil tin.

**Challenge:** Find your own objects to compare.

The \_\_\_\_\_ holds \_\_\_\_\_ the \_\_\_\_\_

## Inquiry

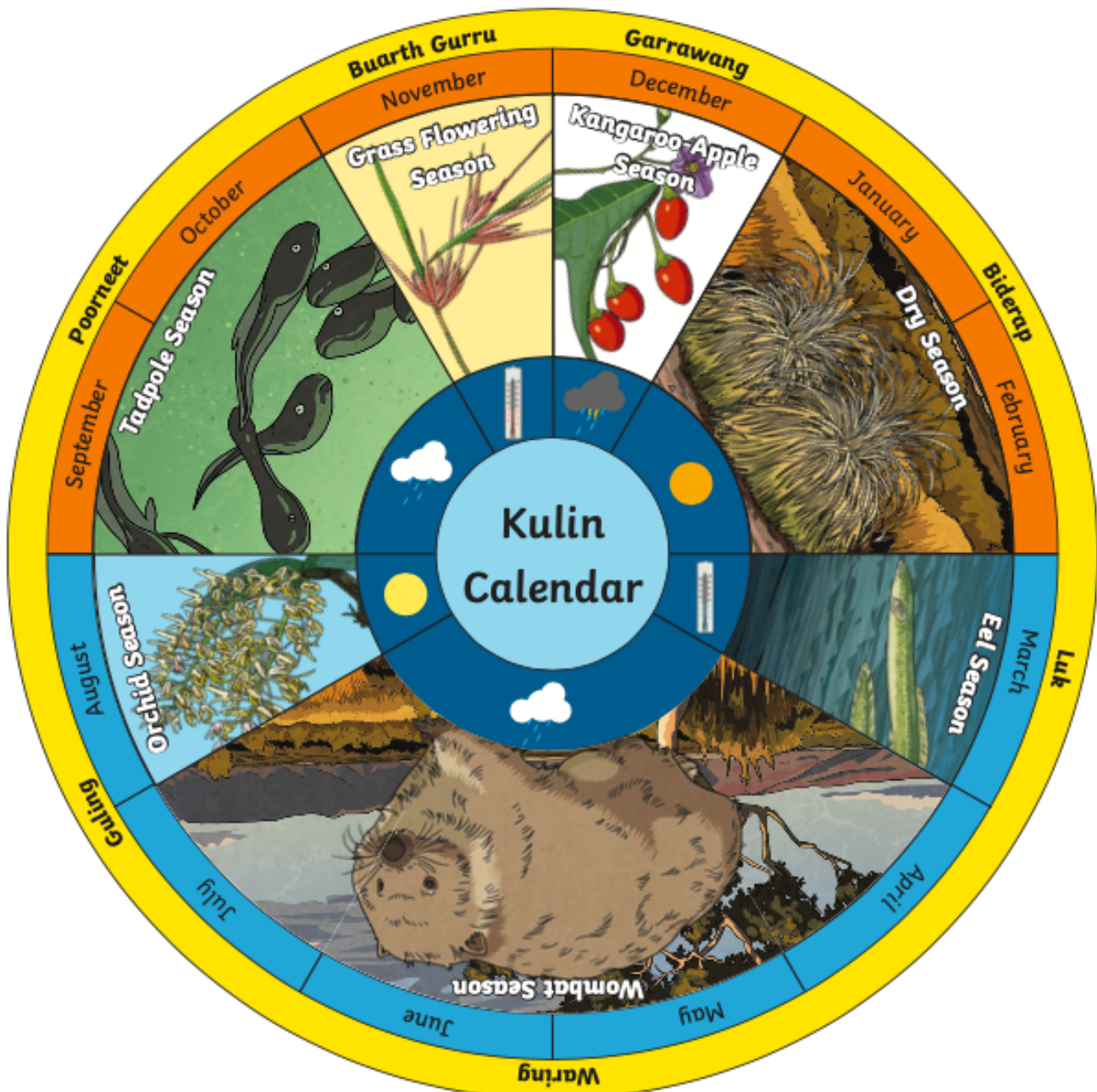
### Aboriginal Seasons

Aboriginal seasons are different to the seasons we know.

Here are the seasons for the Kulin nation:



### Kulin Seasons

The Kulin nation is a group of five Indigenous Australian language groups located in south central Victoria, Australia. The people of the Kulin nation named seasons to track the weather each year.



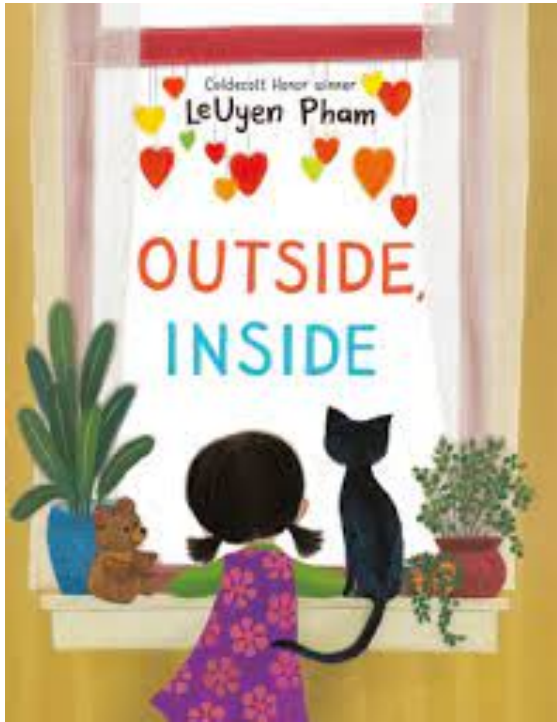
## Kulin Seasons

The Kulin calendar has seven seasons.  
Today, we will look at two: Biderap and Luk

Season	Draw a picture to represent this season
<p><b>Biderap</b></p> <p>Biderap (Dry Season) occurs from <b>January to February</b>. The temperature is high and there is less rain.</p> <p>The tussock grass (Bowat) becomes long and dry. Female Common Brown Butterflies are often seen fluttering around.</p> 	
<p><b>Luk</b></p> <p>Luk (Eel Season) occurs in <b>March</b>. The weather is becoming cooler and the hot winds are starting to die. Nights and days are now the same length.</p> <p>The Manna Gum (Binap) are in full bloom. The Eels (luk) are now big enough to be harvested.</p> 	

Thursday 9th September, 2021

## Reading



**Step 1 - Get your brain ready for reading this book.**

**Have you ever seen this book before?**

**Look at the cover -**

- What can you see?
- Why is the girl inside?
- What could the girl and the cat be looking at?
- Are those love hearts inside, or outside the window?

**Step 2. Now listen to (and watch) this story -**

Outside, Inside - a book by LeUyen Pham

[https://www.youtube.com/watch?v=odYlqOZsg\\_g](https://www.youtube.com/watch?v=odYlqOZsg_g)

**Step 3, Make Connections (to yourself, to other texts, to the world) -**

Think about what you like to do **outside**.

What do you like to do **inside**?

What things have you been doing **to keep yourself busy** during all our lockdowns?

On a blank piece of paper, or here on the next page, draw and write about the things you have been doing **Outside** and **Inside** during our many lockdowns.

## WHAT'S OUTSIDE?

What is your favorite thing to do outside? Draw it in the space below.



## WHAT'S INSIDE?

What is your favorite thing to do inside? Draw it in the space below.



## Writing

Today you are going to write a Persuasive text about the pet you think you should get. Use your ideas from yesterday to complete the writing task.

Remember the structure of a Persuasive Text is:

- State your opinion
- Provide 3 reasons why
- Re-state your opinion

Remember to write in **full sentences** and to use **STRONG** words.

Title:  <b>I Should Get a _____ as a Pet.</b>
Statement of Opinion:     
Reason 1:     
Reason 2:     
Reason 3:     
Statement of Opinion:     

Make sure you proofread and edit your work. Look for spelling and sentence punctuation errors.

**198**

<b>Word form:</b>	
<b>Number before:</b>	
<b>Number after:</b>	
<b>10 before:</b>	
<b>10 after:</b>	
<b>Expanded form:</b>	$\underline{\hspace{2cm}} + \underline{\hspace{2cm}} + \underline{\hspace{2cm}} = \underline{\hspace{2cm}}$
<b>Partition the number using place value</b>	$\underline{\hspace{2cm}}$ Hundreds, $\underline{\hspace{2cm}}$ Tens, $\underline{\hspace{2cm}}$ Ones

**Extension:**

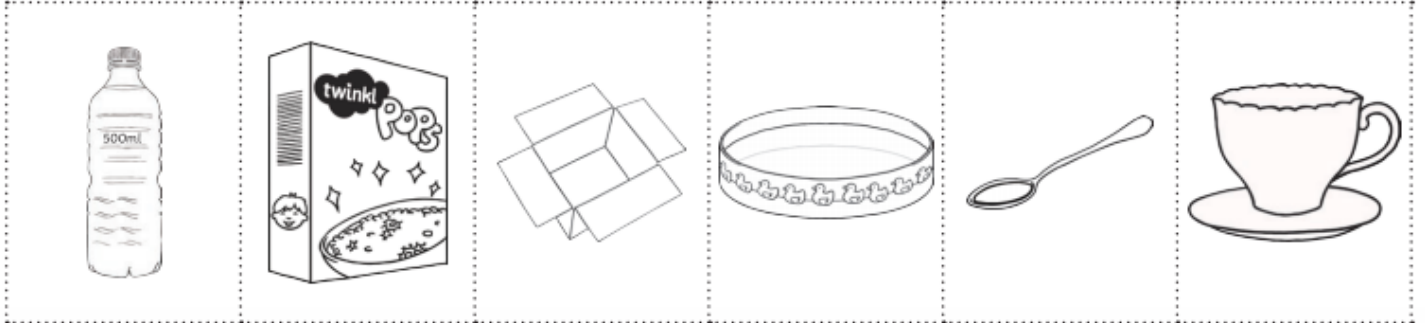
How many different ways can you show today's number?

# Capacity

Capacity is the amount a container will hold.

## Least to most capacity

Draw the object in order from holding the least amount capacity to the most amount capacity.



--	--	--	--	--

Find 5 items in your home and order them showing which would hold the least to the most. Draw the items below.

--	--	--	--	--




## Religion

*For each of these keywords, write and draw as much as possible about that word and what it means to you.*

<b>Reconciliation</b>	
<b>Love</b>	
<b>Relationship</b>	
<b>Sacrament</b>	
<b>Forgiveness</b>	

Friday 10th September, 2021

## Reading



**Step 1 - Get your brain ready for reading this book again.**  
**What can you remember about this book?**

**Look at the cover -**

- Think about this question again - Are those love hearts inside, or outside the window?

**Step 2. Now listen to (and watch) this lovely story again-**  
Outside Inside - a book by LeUyen Pham

[https://www.youtube.com/watch?v=odYlq0Zsg\\_g](https://www.youtube.com/watch?v=odYlq0Zsg_g)



## INTERVIEW SOMEONE YOU LOVE!

Is there someone you miss seeing every day?

Call them on the phone or set up a video call and interview them!

MY INTERVIEW WITH \_\_\_\_\_

HOW OLD ARE YOU? \_\_\_\_\_

WHERE DID YOU GROW UP? \_\_\_\_\_

WHAT IS YOUR FAVORITE FOOD? \_\_\_\_\_

WHAT MAKES YOU LAUGH? \_\_\_\_\_

\_\_\_\_\_

WHAT IS YOUR FAVORITE MOVIE? \_\_\_\_\_

WHAT DO YOU LOVE TO LEARN ABOUT? \_\_\_\_\_

\_\_\_\_\_

WHAT ARE YOU MOST PROUD OF? \_\_\_\_\_


\_\_\_\_\_

\_\_\_\_\_

DATE: \_\_\_\_\_



**Draw a picture of you with the person you have interviewed. Include a setting in the picture - draw the both of you together in your favourite place, doing a fun activity.**



## Writing

**This week your writing prompt is in the form of a video: <https://youtu.be/LIGqDx5yEOI>**

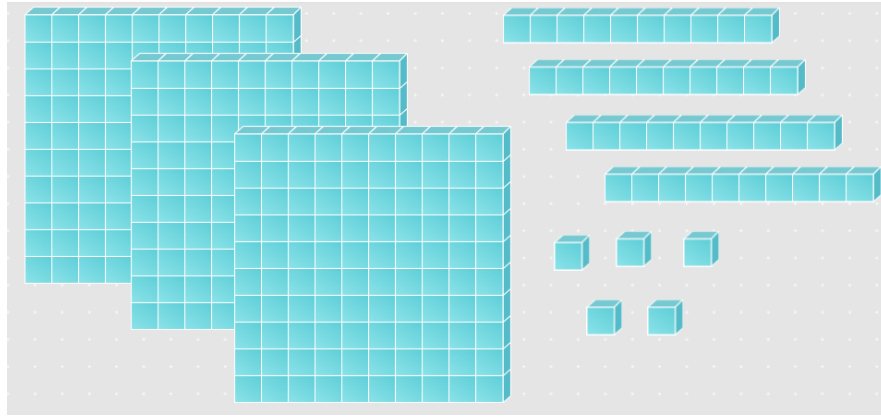
Watch it at least twice and think about all the things they tell you to think about.

Your task is to write a Journal entry about your first day at Ninja School. You should use lots of descriptive words to describe what the school looks and feels like. Also talk about what your teachers and classmates are like at your new school.

Dear Journal,

Today was \_\_\_\_\_

[illegible]



<b>Number:</b>	
<b>Word form:</b>	
<b>Number before:</b>	
<b>Number after:</b>	
<b>10 before:</b>	
<b>10 after:</b>	
<b>Expanded form:</b>	_____ + _____ + _____ = _____
<b>Partition the number using place value</b>	_____ Hundreds, _____ Tens, _____ Ones

## Extension:

How many different ways can you show today's number?

## Capacity

Capacity is the amount a container will hold.

Can you draw a line on each container to show the water level at the correct volume?



half full



nearly full



nearly empty



full

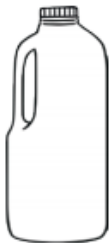
Which container has the smallest capacity? **Circle one.**



Which container has the greatest capacity? **Circle one.**



Which container has the greatest capacity? **Circle one.**



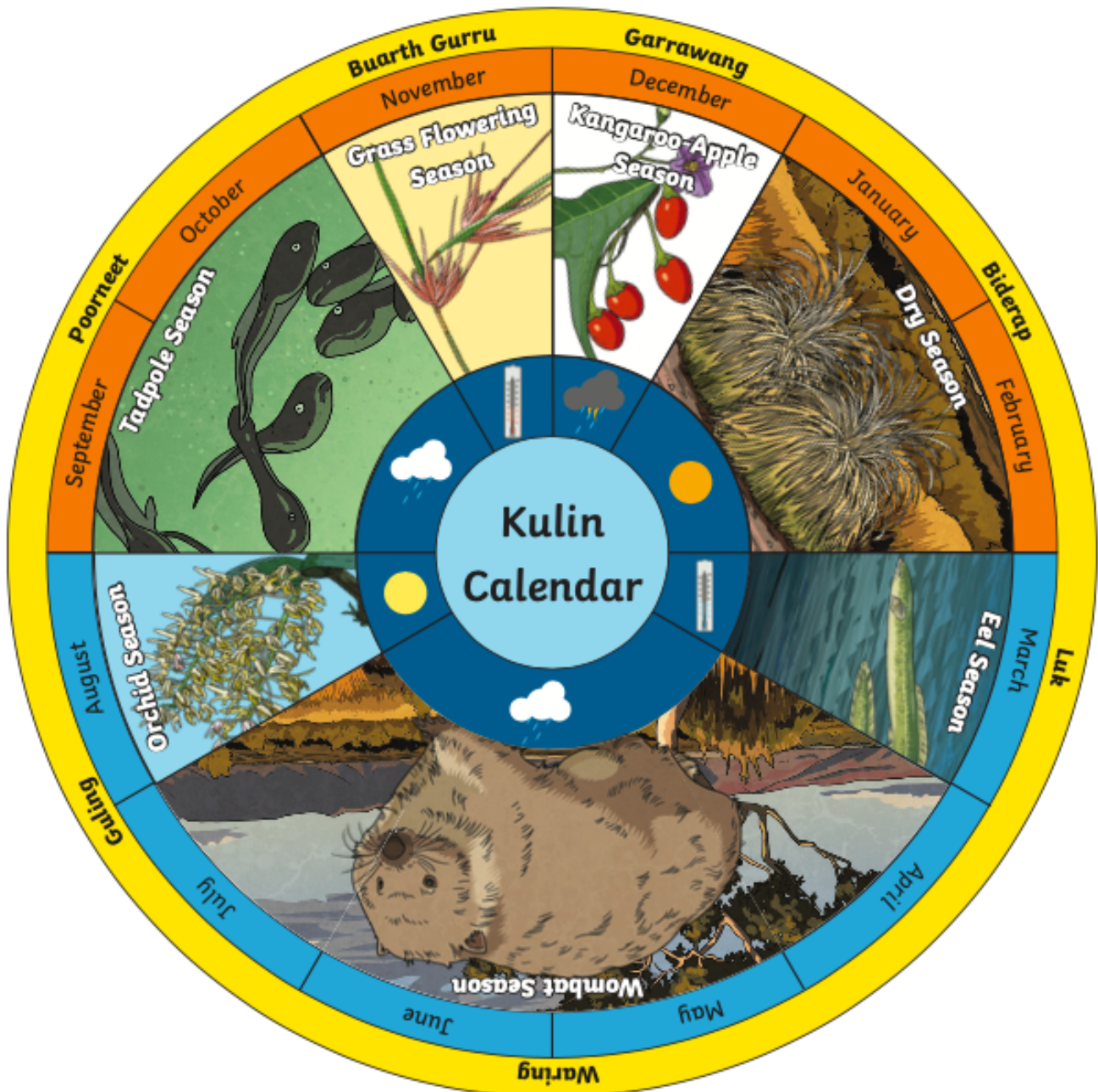
Which container has the smallest capacity? **Circle one.**



Let's look over the Kulin seasons again.


## Kulin Seasons

The Kulin nation is a group of five Indigenous Australian language groups located in south central Victoria, Australia. The people of the Kulin nation named seasons to track the weather each year.



## Kulin Seasons

The Kulin calendar has seven seasons.  
Today, we will look at two: Waring and Guling

Season	Draw a picture to represent this season
<p><b>Waring</b></p> <p>Waring (Wombat season) is the coldest and wettest season. It lasts from <b>April to July</b>.</p> <p>Wombats (Waring) come out of their burrows to graze. When no fruit is available to eat, Hearts of Kombadik (Soft Tree-ferns) are eaten instead.</p> 	
<p><b>Guling</b></p> <p>Guling (Orchid Season) happens in <b>August</b>. The chilly weather is coming to an end.</p> <p>The flowers of Orchids (Guling) and Silver Wattles (Muyan) are opening. Common Brown Butterfly Caterpillars (Ae-Noke) are eating grass. Male Koalas bellow at night in order to find mates.</p> 