



Holy Eucharist Catholic Primary School

1a Oleander Drive, St Albans South. VIC 3021

Phone: 8312 0900 Fax: 9366 8192

www.hestalbanssth.catholic.edu.au



Grade 3

Modified Remote Learning Pack

**Week Beginning - Monday 6th September
2021**

Name: _____

Grade: _____

Spelling - /e words

1) Look at the 'are/' spelling words below.

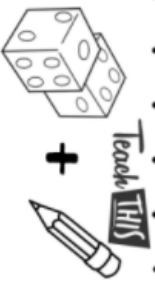
RED
square
care
rare
bare
dare
share
Sharing
shared




2) Read them out carefully a few times.

3) Complete the spelling activities below using the words.

Roll and Write

Choose 6 of your trickiest spelling words. Write them along the bottom row. Roll the dice. Write the word in the box when you land on it. Your aim is to fill the grid.



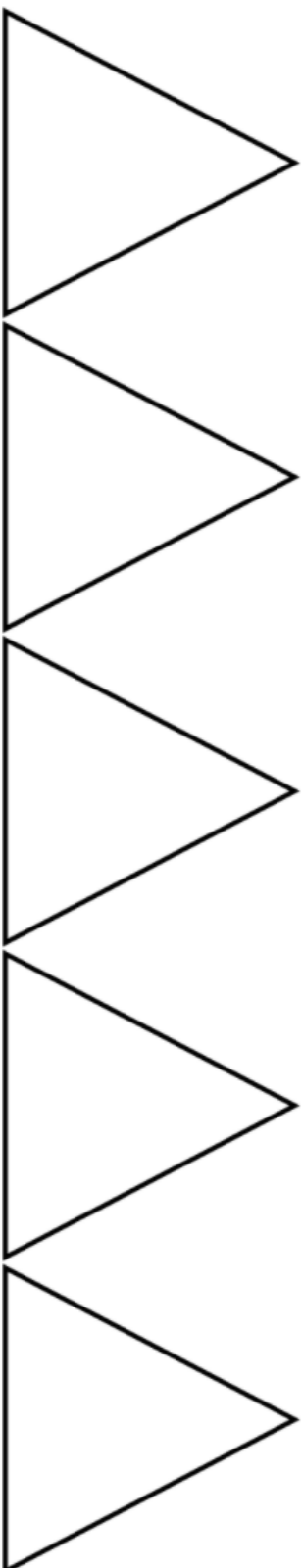
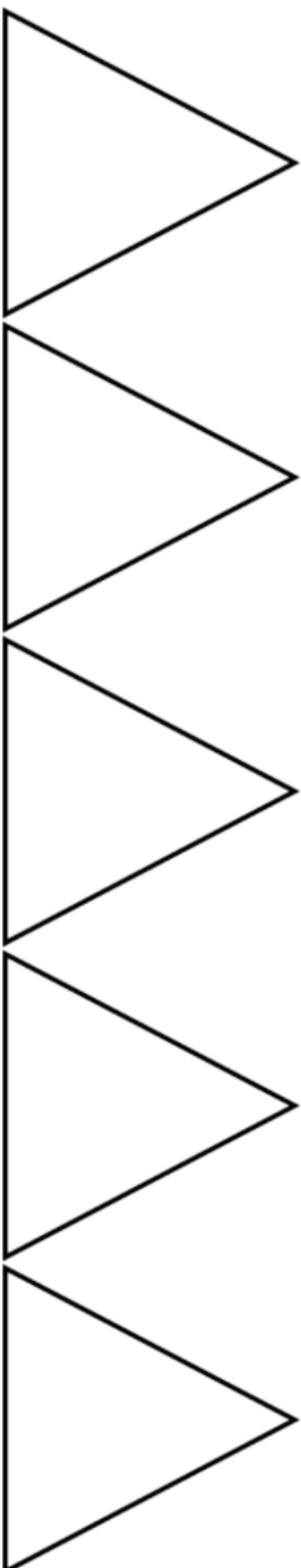
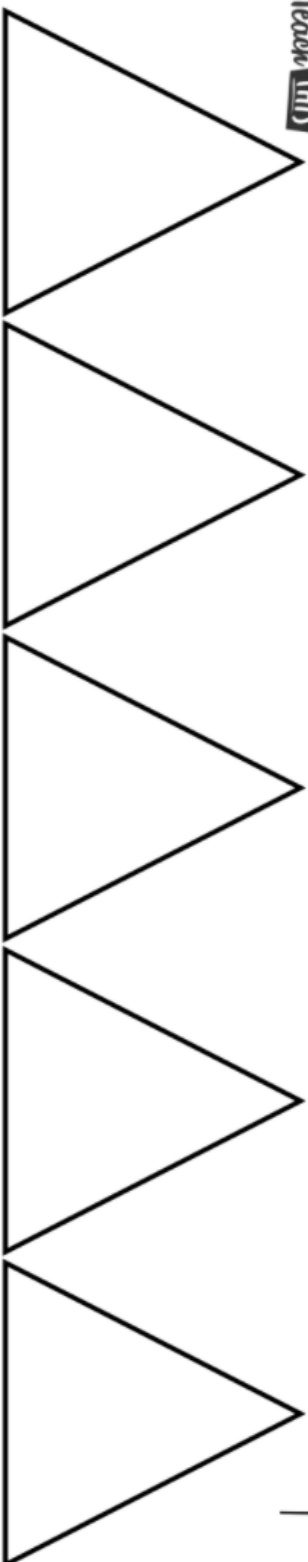



Pyramid Words

Teach THIS

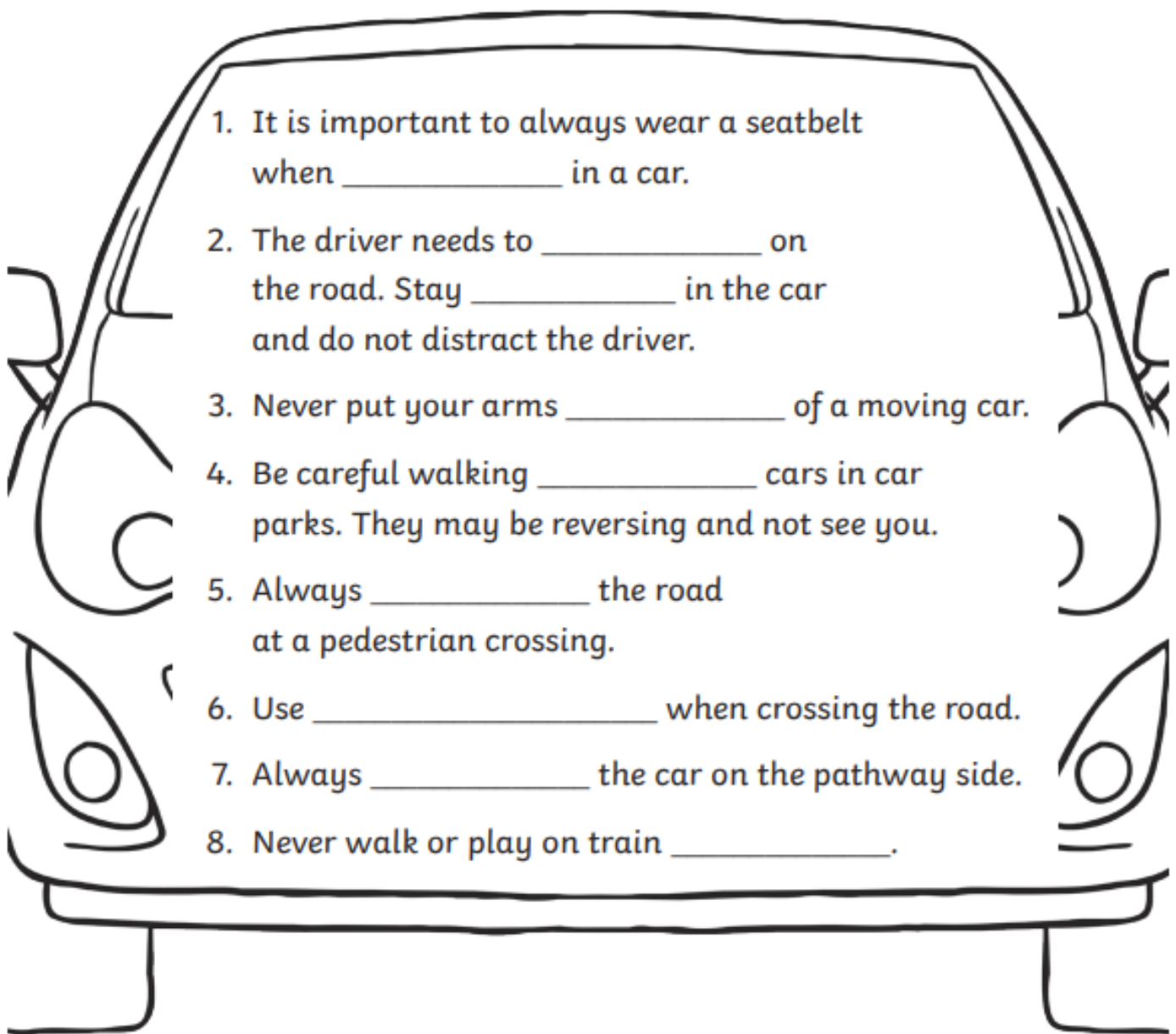
Put your spelling words into a pyramid, starting with one letter and adding a letter on each new row.

a
an
ant



Road Safety

cross	exit	quiet
outside	behind	tracks
stop, look, listen, think	concentrate	travelling



1. It is important to always wear a seatbelt when _____ in a car.
2. The driver needs to _____ on the road. Stay _____ in the car and do not distract the driver.
3. Never put your arms _____ of a moving car.
4. Be careful walking _____ cars in car parks. They may be reversing and not see you.
5. Always _____ the road at a pedestrian crossing.
6. Use _____ when crossing the road.
7. Always _____ the car on the pathway side.
8. Never walk or play on train _____.

Review: Letter groups and how they join

Trace then write.

a c d e h i k l m

Diagonal joins follow these letters.



n p q s t u x

Trace then write.

b f o r v w

Horizontal joins follow these letters.



No joins follow these letters.



Trace then write.

g j y z

Trace then write.

a c d g q

To join to these letters, lift your pencil and drop in the letter.



Review: Entries and exits

Remember
the 3 p's: posture,
pencil hold, paper
position.



Trace then write the proverbs.

Many hands make light work.

It's raining cats and dogs.

The early bird catches the

worm.



Practice makes perfect.

Handwriting: entries and exits. **Grammar:** adjectives (light, early); common nouns (hands, work, cats, dogs, bird, worm, practice). **Punctuation:** full stop; capital letter to start a sentence. **Spelling and vocabulary:** apostrophe for contraction (it's). **Literary elements:** proverbs, idiom.

Dolphins



What do dolphins look like?

A dolphin is a sea animal. They have two fins on the side and one on the back to help them to swim fast. They can be a mix of black, white and grey. Dolphins have fat under the skin to keep them warm in the cold seas. They breathe out of a nostril on the top of their head called a blowhole.




Where do dolphins live?

Dolphins live in seas and rivers. They live together in groups called 'pods'.



What do dolphins eat?

Dolphins eat fish. They wait for the fish to jump out of the sea into their mouth.



What do dolphins do?

Dolphins can jump out of the water and flip over to land on their back, belly or side. This is called 'breach'. They breach to let other dolphins know about food nearby.



Questions

1. Why do dolphins have two fins on the side and one on the back? Tick one.

- to help them to jump out the water
- so they can swim on their back
- to help them to swim fast

2. Why do dolphins have fat under the skin? Tick one.

- to keep them warm
- to make them bigger
- to help them swim down

3. What is the name of the nostril on the top of their head? Tick one.

- horn hole
- blowhole
- spray hole

4. What do dolphins eat? Tick one.

- plants
- toast
- fish

5. What is it called when dolphins jump out of the water and flip over to land on their back, belly or side? Tick one.

- breach
- splash
- spin

The Lion and the Mouse



One day, a lion was asleep in the wood. A mouse came along. The mouse didn't see the lion and ran across the lion's nose.

The lion woke up. He was cross with the mouse. "You woke me up!" he roared.

The mouse was scared. "Please let me go!" said the mouse. "If you let me go, I will repay you one day!"

"You are funny!" said the lion. "How could a mouse help a lion?"

The lion laughed and let the mouse go home.

Some days later, the lion was caught in a hunter's net. He couldn't get out.

The lion roared in anger.

The mouse heard the lion and ran to the net.

The mouse saw the lion and had an idea. She chewed on the net until it broke and the lion fell out. The lion was free.



"Even a mouse can help a lion!" said the mouse.

From that day, the mouse and the lion became friends.



A kindness is never wasted.

The Lion and the Mouse Questions

1. Who are the characters in the story? Tick two.

a mouse

a badger

a fox

a lion

2. Why did the lion wake up? Tick one.

The mouse ran across his nose.

He was hungry.

It was morning.

3. Why was the mouse scared? Tick one.

She didn't like lions.

She thought the lion would eat her.

The lion surprised her.

4. How did the mouse help the lion? Tick one.

She brought him some food.

She sang a song to cheer him up.

She chewed through the net to let him go.

5. What is the message in the story? Tick one.

Look where you are going.

A kindness is never wasted.

Listen to others.

The Pet Shop



- Look at the picture. Talk about what is going on.
- Have you ever been to this type of shop before? If you have, describe what it was like.
- What do people buy in this type of shop?
- Can you list the animals you might find in a place like this?
- Why are these types of animals kept as pets by people?
- What is the difference between a pet and a wild animal? Explain your answer.
- Have you got a pet at home? If you don't, would you like one?
- Can you describe your pet or your ideal pet, using lots of detail?
- What do people have to do to keep their pets healthy and happy?
- Where do different types of pets live in people's homes?
- Can you make some of the sounds you might hear in a pet shop? Who or what might make these sounds?
- What might the following animals feel like if you were to touch them? A hamster, a fish, a snake and a kitten.

Full Stops and Capital Letters

Remember

- Sentences start with a capital letter. • Sentences end with a full stop.
- Names start with a capital letter.

Read these sentences. Write each one yourself with a full stop and capital letters in the right places.

1. paul eats peas with his meat

2. kay must pay for her new bike

3. we can bake a pie today

4. the boys shout as they play outside

5. they saw that the dog had hurt its paw

6. children like the seaside

7. loud sounds can be annoying

8. mum gave us a few grapes as a treat

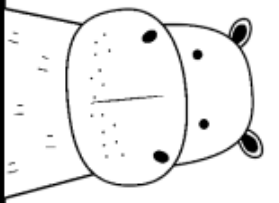

Maths About Me

Colour in the hundreds chart according to your answers to the questions below.

1	2	3	4	5	6	7	8	9	10
11	12	13	14	15	16	17	18	19	20
21	22	23	24	25	26	27	28	29	30
31	32	33	34	35	36	37	38	39	40
41	42	43	44	45	46	47	48	49	50
51	52	53	54	55	56	57	58	59	60
61	62	63	64	65	66	67	68	69	70
71	72	73	74	75	76	77	78	79	80
81	82	83	84	85	86	87	88	89	90
91	92	93	94	95	96	97	98	99	100

- 1) Colour the number of people in your family **blue**. Now add five.
What number did you land on? _____
- 2) Colour your age **red**. Now add ten.
What number did you land on? _____
- 3) Colour the number of pets you have at home **green**. Now add 3.
What number did you land on? _____
- 4) Colour your birthday (date in the month) **yellow**. Now subtract 4.
What number did you land on? _____
- 5) Colour the number of people in your classroom **orange**. Now subtract 10.
What number did you land on? _____



3	6	4	9	8	10	2	12	8	11	4	7
4	7	11			3	11	6	9	4	5	2
2	10	5			4	9	6	9	8	3	
12	3	7	11	6	12	5	ROLL 2		10	5	
10	6	2	9	10	3	8	5	12	6	9	2
8			7	3	12	2	7	4	10	11	8
5			9	6	10	5	11	3	2	6	12
4	12	11	5	7	9	6	4	8	7	3	9






THE
Add &
Colour

For 2 players. Roll 2 dice. Find the total. Find the number and colour it.

Using Arrays- 2x

Name: _____

Instructions: Use the following arrays to write the correct number sentences for your 2s **multiplication** facts. The first one has been done for you.

Array	Addition Sentence (repeated addition)	Skip Counting	Multiplication Sentence
	$2 + 2 + 2 + 2 + 2 = 10$	2, 4, 6, 8, 10	$2 \times 5 = 10$
	$5 + 5 = 10$	5, 10	$5 \times 2 = 10$
			
			
			
			

Fast Finisher: Do your own example on the back of this page.

Take Ten

Name: _____



Take Ten from each of the following numbers.
Use the **100 board** to help you solve the problems.

Remember: When we **- 10** we just go one square up on the hundred board.


1	2	3	4	5	6	7	8	9	10
11	12	13	14	15	16	17	18	19	20
21	22	23	24	25	26	27	28	29	30
31	32	33	34	35	36	37	38	39	40
41	42	43	44	45	46	47	48	49	50
51	52	53	54	55	56	57	58	59	60
61	62	63	64	65	66	67	68	69	70
71	72	73	74	75	76	77	78	79	80
81	82	83	84	85	86	87	88	89	90
91	92	93	94	95	96	97	98	99	100

1. $13 - 10 = 3$ 6. $31 - 10 = \underline{\quad}$ 11. $51 - 10 = \underline{\quad}$ 16. $68 - 10 = \underline{\quad}$
2. $17 - 10 = \underline{\quad}$ 7. $33 - 10 = \underline{\quad}$ 12. $52 - 10 = \underline{\quad}$ 17. $69 - 10 = \underline{\quad}$
3. $19 - 10 = \underline{\quad}$ 8. $38 - 10 = \underline{\quad}$ 13. $55 - 10 = \underline{\quad}$ 18. $74 - 10 = \underline{\quad}$
4. $22 - 10 = \underline{\quad}$ 9. $44 - 10 = \underline{\quad}$ 14. $60 - 10 = \underline{\quad}$ 19. $81 - 10 = \underline{\quad}$
5. $27 - 10 = \underline{\quad}$ 10. $49 - 10 = \underline{\quad}$ 15. $64 - 10 = \underline{\quad}$ 20. $83 - 10 = \underline{\quad}$

Let's Make Ten

Teach 

Name: _____



$$\boxed{0} + \boxed{} = 10$$

$$\boxed{5} + \boxed{} = 10$$

$$\boxed{} + \boxed{9} = 10$$

$$\boxed{} + \boxed{4} = 10$$

$$\boxed{2} + \boxed{} = 10$$

$$\boxed{7} + \boxed{} = 10$$

$$\boxed{} + \boxed{7} = 10$$

$$\boxed{} + \boxed{2} = 10$$

$$\boxed{4} + \boxed{} = 10$$

$$\boxed{9} + \boxed{} = 10$$

$$\boxed{} + \boxed{5} = 10$$

$$\boxed{} + \boxed{0} = 10$$

o'clock Assessment

Read the time, then draw it on the clock face and the digital clock:



four o'clock



twelve o'clock



nine o'clock



ten o'clock



six o'clock



one o'clock

Teach **1005**



Draw a line to match the clock face to the digital time.



8:00



2:00


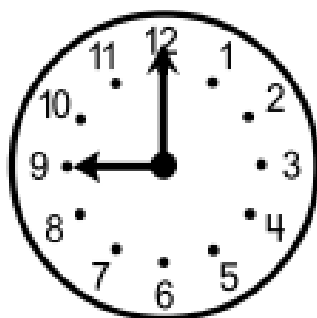



5:00






11:00

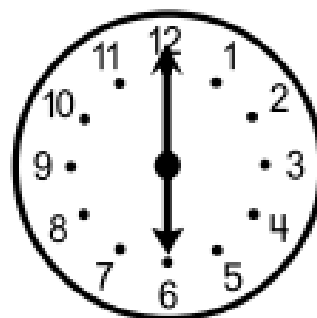
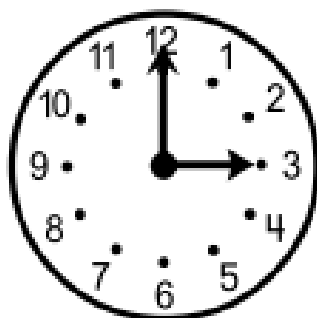
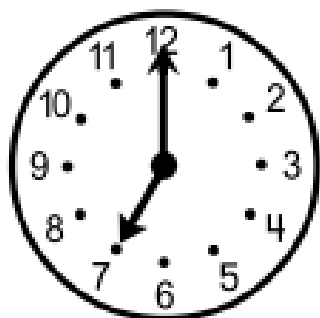
What's the time?



It is ___ o'clock. It is ___ o'clock. It is ___ o'clock.



It is ___ o'clock. It is ___ o'clock. It is ___ o'clock.



It is ___ o'clock. It is ___ o'clock. It is ___ o'clock.

Websites You Can Use

Sunshine Online

<https://library.sunshineonline.com.au/login/student>

Username: heps3021

Password: heps3021

Epic Reading

<https://www.getepic.com/sign-in/educator>

3TN Class Code: etj8738

Mfacts 121

<https://mfacts121.com/login/>

Essential Assessment

<https://www.essentialassessment.com.au/student/>