



**Holy Eucharist Catholic Primary School**

**1a Oleander Drive, St Albans South. VIC 3021**

**Phone: 8312 0900 Fax: 9366 8192**

**[www.hestalbanssth.catholic.edu.au](http://www.hestalbanssth.catholic.edu.au)**



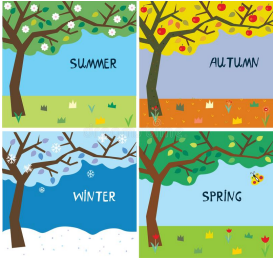


# **Grade Prep**

## **Remote Learning**

### **Pack**

Week Beginning - Monday 6th  
September 2021



	<p><b>WRITING</b></p> <p>Write a recount about something you did yesterday or last night. Remember to include, where, who and what happened.</p> <p>E.g. Last night I read a book with my Mum and Dad in bed.</p>	<p><b>WRITING</b></p> <p>Creative Writing</p> <p>Draw and write about what your favourite season is and why using the sentence starter.</p>  <p><i>"My favourite season is... because..."</i></p> <p><b>You are encouraged to write more than one sentence if you can!</b></p>	<p><b>WRITING</b></p> <p>Creative Writing</p> <p>Draw and write about what animal you would get if you could have any animal as a pet and why.</p>  <p><i>"If I could get any animal, I would get..."</i></p> <p><b>You are encouraged to write more than one sentence if you can!</b></p>	<p><b>WRITING</b></p> <p>Creative Writing</p> <p>Draw and write about what you would do if you were at a theme park.</p>  <p><i>"At the theme park..."</i></p> <p><b>You are encouraged to write more than one sentence if you can!</b></p>
<p><b>Parents please let your child attempt to spell the words on their own. We encourage children to have a go and learn from their mistakes. Please do not tell them how to spell the words, only prompt them to stretch out the word and write the letters/sounds they can hear. Making mistakes is OK! It is how we learn.</b></p>				
<p>Break</p>				

## CHINESE AND MUSIC

Complete the activities posted by Miss Sun and Mr O'Bree.

Term 3 Week 9 Name \_\_\_\_\_ Class \_\_\_\_\_ Date \_\_\_\_\_

Activity 1: Connect the dots in the correct order!

Activity 2: cut and paste the pictures in to the correct boxes.

I like dogs. I don't like cake.  
I like milk. I don't like chicken.  
I like cats. I don't like snakes.

bù xǐ huān

xǐ huān

### Music Term 3 Week 9 PREP

#### THE ORCHESTRA - THE CONDUCTOR

Watch some characters from Sesame Street meet a conductor!  
<https://www.youtube.com/watch?v=ML4UG5DLYc>

Now colour in the conductor and draw some tu's ♪ and ti-ti's ♪ around him!



## MATHS

Watch:

▶ Kindergarten Subtraction

Choose a subtraction activity from this site..

[Subtraction Games for Kids Online](#)

## MATHS

Watch:

▶ When You Subtract with...

Complete the worksheet using the number line to help work out the answer.

### Number Line Subtraction

Example

$9 - 3 = 6$

$10 - 5 =$

$8 - 6 =$

$9 - 4 =$

$10 - 3 =$

Page 1 of 2

## MATHS

Watch:

▶ Rock and Tell the Time o...

### Worksheet - "What's the Time?"

Write the missing number (where the short hand is pointing) to show the time on the clock. Trace the word o'clock.

— o — o — o — o — o —

### What's the time?



It is \_\_\_ o'clock. It is \_\_\_ o'clock. It is \_\_\_ o'clock.



It is \_\_\_ o'clock. It is \_\_\_ o'clock. It is \_\_\_ o'clock.



It is \_\_\_ o'clock. It is \_\_\_ o'clock. It is \_\_\_ o'clock.

— o — o — o — o — o —

## MATHS

Have some fun with Maths! Choose a Maths site from below and do the activities.

[Count the Yeti 1 - 10](#)

[Ladybird Spots - Counting, Matching and Ordering](#)

[Caterpillar Ordering and Sequencing](#)

[Addition To 10](#)

[Robot Addition More or Less](#)


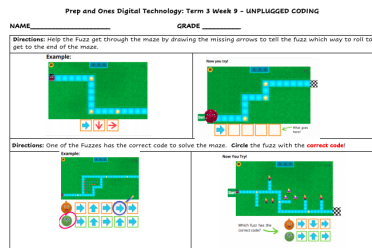
[Let's Compare](#)

Break



## DIGITAL TECHNOLOGY

Complete the activity posted by Ms Faraj.



## RELIGION


Watch:

▶ When God Made You  
**Worksheet - God Made me Special**

God made us special and different as part of his creation. We all look and sound different and like different things. Being different makes us special.

Talk to an adult about what is special about you?

Trace the writing and colour in the picture of you on the worksheet.




## INQUIRY

Watch:

▶ Four Seasons in the Sout...

**Worksheet - Match Months to Seasons**

Cut and paste the months to the correct season.



## RELIGION


Watch:

▶ Creation (Genesis 1-2)

Go for a nature walk around your backyard or a local park.

See if you can find the following things as you explore God's wonderful creation.

Send a photo of your scavenger hunt findings to your teacher on Class Dojo.



## INQUIRY

Watch:

▶ Four Seasons in the So...

We are now in the season of Spring!

Spring brings us sunshine, baby animals, beautiful flowers and plants.

To celebrate the beginning of spring, decorate, cut out and make the flower using the template.



Example:





# Holy Eucharist Catholic Primary School

1a Oleander Drive, St Albans South. VIC 3021

Phone: 8312 0900 Fax: 9366 8192

[www.hestalbanssth.catholic.edu.au](http://www.hestalbanssth.catholic.edu.au)




## Grade Prep Week 9

**Learning intention:** This week we are going to learn how to do wax crayon resist painting using a leaf.

**You will need:**

a white piece of paper crayons or a candle food dye or paint Brush

**\*If you don't have materials, draw leaves you have collected with crayons**



**Method:**

**Get a big leaf fallen off a tree or a plant.**

**Trace around the leaf with a pencil.**

**Now take a crayon or candle and go over the pencil marks, including the veins or lines in the middle of the leaf.**

**Mix very little food colouring or paint and wash over the leaf you have drawn with the crayon.**

**See the magic as you paint the leaf picture**

**The watery paint does not go over the leaf drawn with a crayon or candle wax, but paints the rest of the picture, and this is called wax resist art**

**ENJOY**



# HOLY EUCHARIST SCHOOL

1A Oleander Drive St Albans South

Ph: 8312-0900



## Week 9 Prep, 1 & 2 Physical Education Remote Learning

Hello Prep, Grade 1 and 2 students, parents and carers,

Here are the Week 9 activities, students can access the websites using a device. Some activities require sports equipment, use something from around the house that would do the same job as the sports equipment. You need a small space to do most of these activities, if you have outdoor space then use that.

### PARENTS:

If you don't have access to a digital device or internet, go for a bike ride, walk, little jog, kick to kick with siblings or adults (if weather permits).




UPLOAD ONE OR TWO PHOTOS ON TO THE FOLDER NAMED (Week 8 PE Task)

Students and Parents, please don't hesitate to contact me for any help or support on:  
[heribert.herrera@hestalbanssth.catholic.edu.au](mailto:heribert.herrera@hestalbanssth.catholic.edu.au)

Stay Safe and take care.

Mr. Herrera Physical Education Teacher.

<p><b>Warm-Up 5 Minutes</b> I'm learning to warm-up correctly.</p> <ul style="list-style-type: none"><li>•</li></ul> <p><b>Learning Intention:</b> I'm learning to warm-up correctly.</p>	<p><b>Equipment:</b></p> <ul style="list-style-type: none"><li>• Water Bottle</li><li>• Yoga mat (if you have one)</li><li>• Space to exercise</li></ul> <p>Warm Up Video: Link: <a href="#">Warm-Up exercises :)</a></p> 
<p><b>Activity or Skill</b> Yoga Sessions</p>	<p><b>ACTIVITY</b> Link: <a href="#">PAW PATROL Fitness Challenge   PE + Funny JOKES and a real DOG!</a></p>

**Learning Intention:**

- I'm learning to follow instructions and have fun.


**Warm-Down****Learning Intention:**

- I'm learning to sit still during this five minute meditation.

**Warm down for 5 to 10 minutes:**

Link: [Be the Pond | Cosmic Kids Zen Den - Mindfulness for kids](#)



Activity 1: Connect the dots in the correct order!Activity 2: cut and paste the pictures in to the correct boxes.

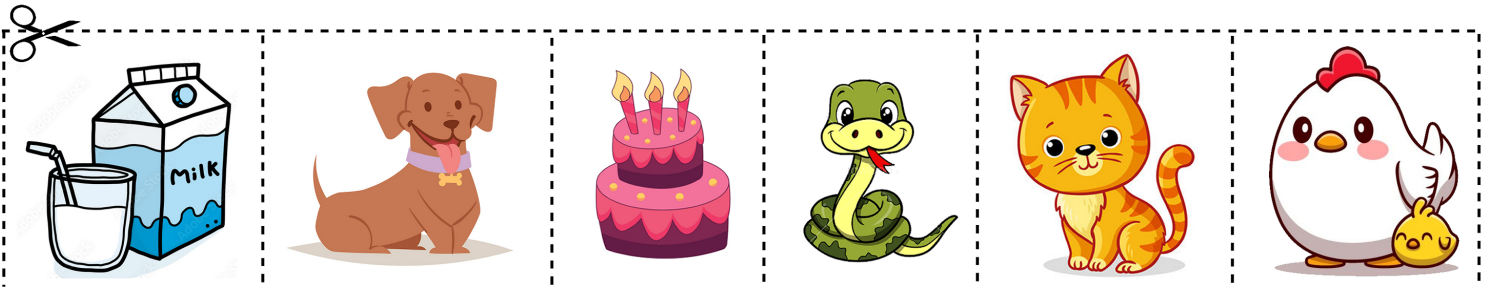
I like dogs. I don't like cake.

I like milk. I don't like chicken.

I like cats. I don't like snakes.

bù xǐ huān

xǐ huān





## Music Term 3 Week 9

### PREP

## THE ORCHESTRA - THE CONDUCTOR

Watch some characters from Sesame Street meet a conductor!

<https://www.youtube.com/watch?v=MJ4UGtDLLYc>

Now colour in the conductor and draw some ta's  and ti-ti's   
around him !







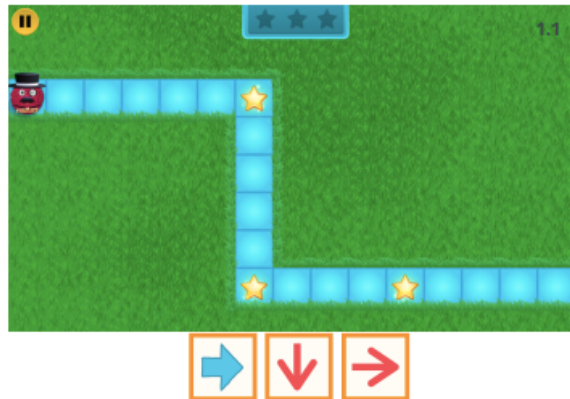
# Prep and Ones Digital Technology: Term 3 Week 9 - UNPLUGGED CODING

NAME \_\_\_\_\_

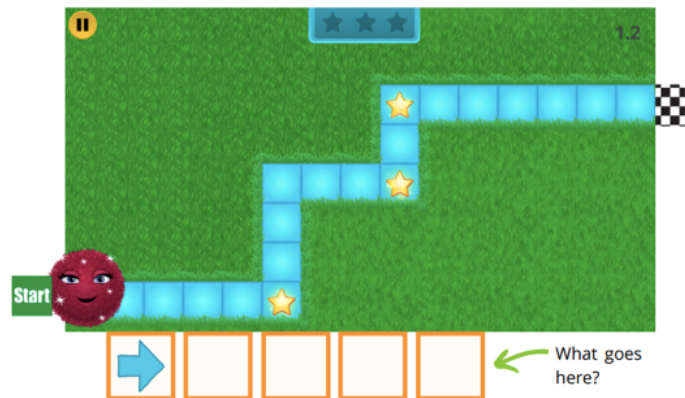
GRADE \_\_\_\_\_

**Directions:** Help the Fuzz get through the maze by drawing the missing arrows to tell the fuzz which way to roll to get to the end of the maze.

**Example:**

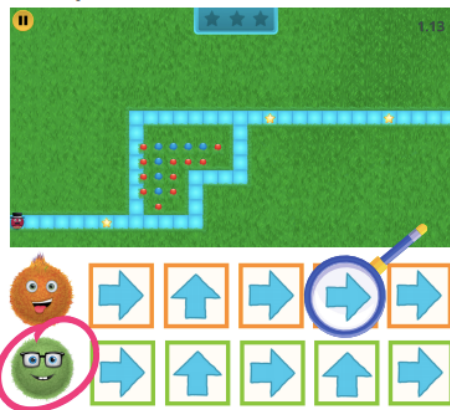


**Now you try!**

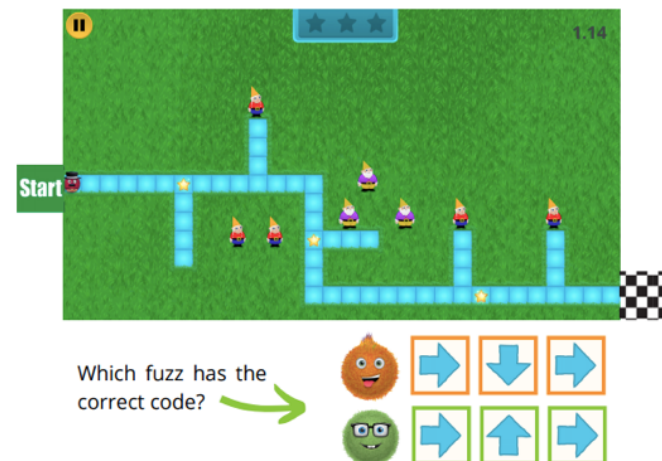


**Directions:** One of the Fuzzes has the correct code to solve the maze. **Circle** the fuzz with the **correct code**!

**Example:**



**Now You Try!**



# If this, then that


## Directions:

Draw a line from the condition on the left to the matching conclusion on the right!

If this...


then that.





God Made Me

Special



God Made Me









Special

Name: \_\_\_\_\_

Date: \_\_\_\_\_

# Picture Sentence Matching

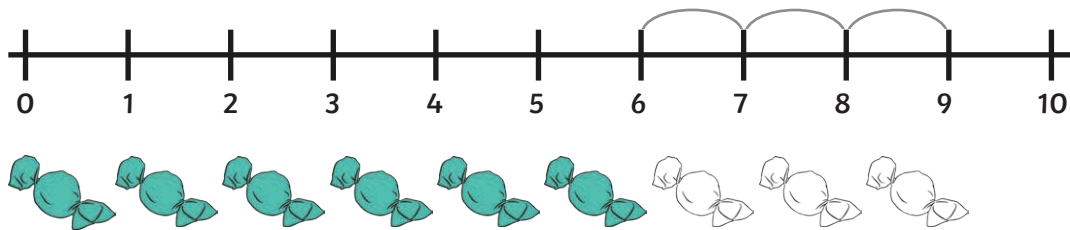
Directions: Match the picture with the correct sentence.

	<p>The girl is on her computer. <input type="checkbox"/></p> <p>He is playing outside. <input type="checkbox"/></p> <p>She is eating. <input type="checkbox"/></p>		<p>That kid is reading a book. <input type="checkbox"/></p> <p>They are playing. <input type="checkbox"/></p> <p>I can be loud. <input type="checkbox"/></p>
	<p>She is playing. <input type="checkbox"/></p> <p>He is in the car. <input type="checkbox"/></p> <p>The kids are outside. <input type="checkbox"/></p>		<p>She is running. <input type="checkbox"/></p> <p>The kids are cleaning up the toys. <input type="checkbox"/></p> <p>They are in line. <input type="checkbox"/></p>
	<p>He is sleeping on a bed. <input type="checkbox"/></p> <p>She is yelling. <input type="checkbox"/></p> <p>I see her washing the dishes. <input type="checkbox"/></p>		<p>They are standing in a line. <input type="checkbox"/></p> <p>He is putting an apple into his lunch. <input type="checkbox"/></p> <p>She is sleeping. <input type="checkbox"/></p>
	<p>The two kids are talking. <input type="checkbox"/></p> <p>He is washing his hands. <input type="checkbox"/></p> <p>He is eating lunch. <input type="checkbox"/></p>		<p>She is helping pick up the books. <input type="checkbox"/></p> <p>They are playing outside. <input type="checkbox"/></p> <p>She is holding the leaves. <input type="checkbox"/></p>

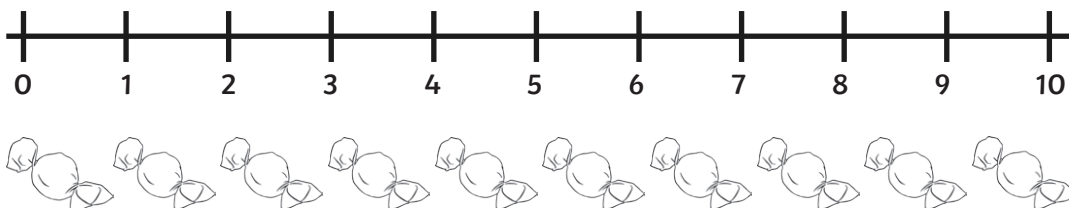
# Number Line Subtraction

Example

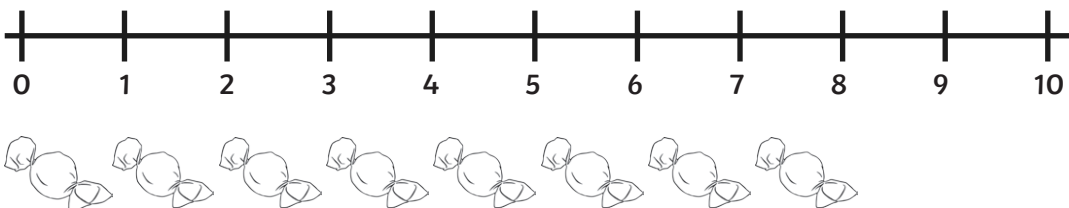
$$9 - 3 = \textcircled{6}$$



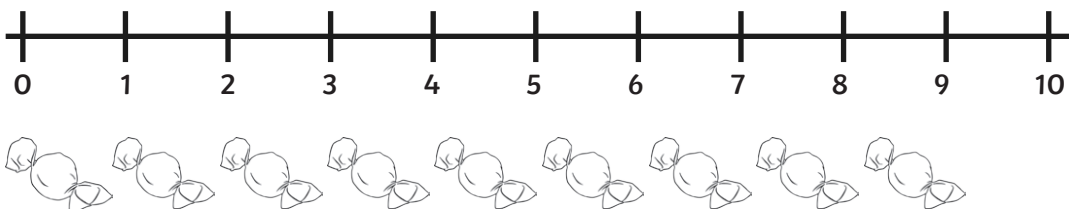
$$10 - 5 =$$



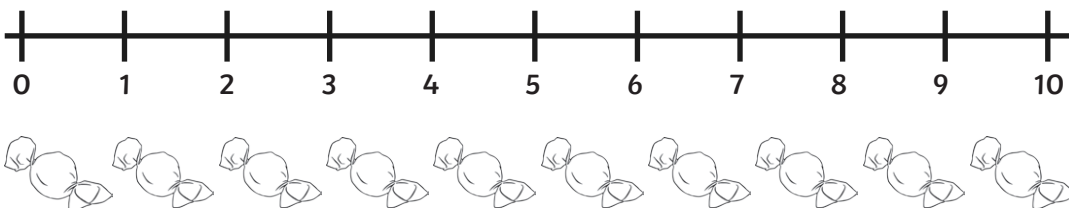
$$8 - 6 =$$

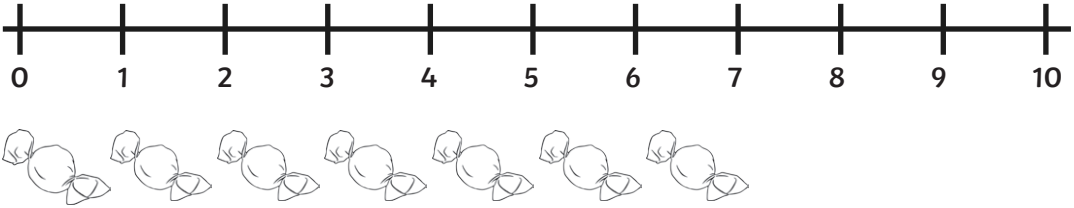
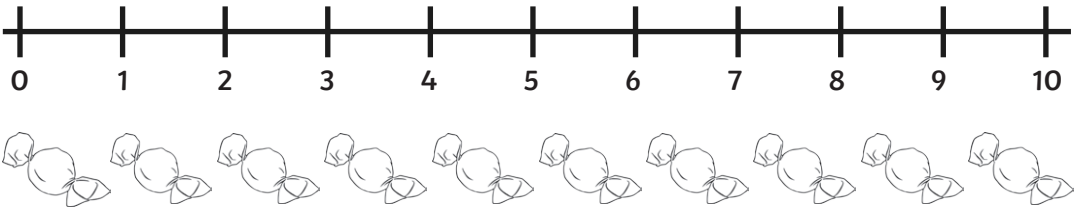
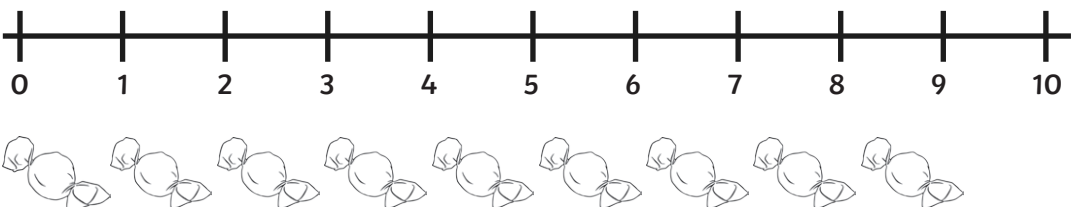
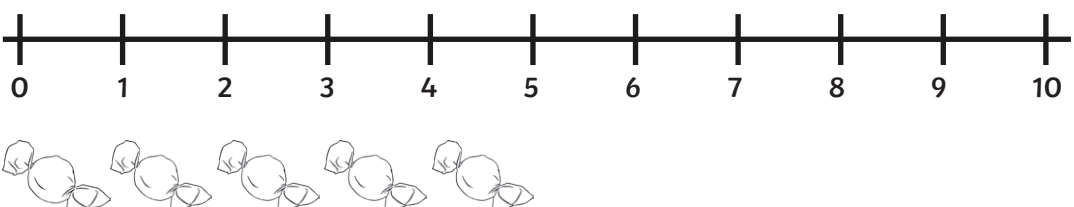
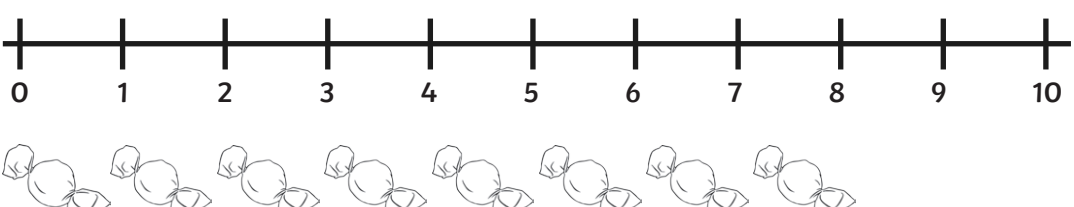
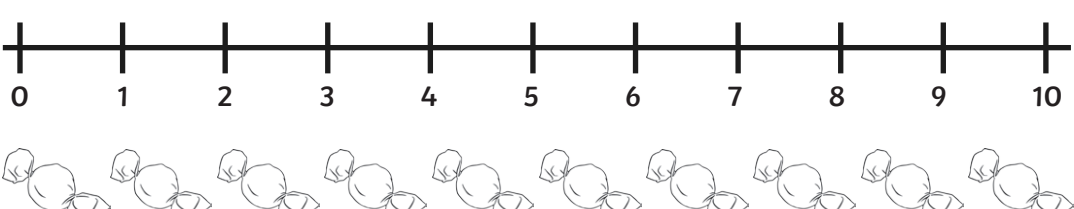


$$9 - 4 =$$



$$10 - 3 =$$







$7 - 4 =$	
$10 - 6 =$	
$9 - 2 =$	
$5 - 3 =$	
$8 - 5 =$	
$10 - 9 =$	



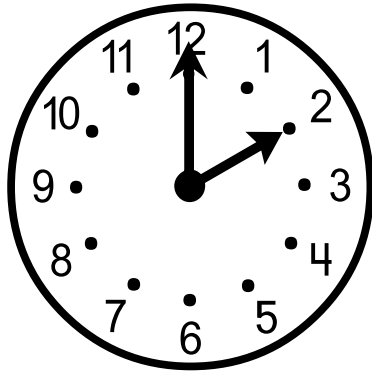
Name: \_\_\_\_\_

Cut and paste the months to the correct season.


 <p>Summer</p>	 <p>Autumn</p>	 <p>Winter</p>	 <p>Spring</p>
<p>December</p>	<p>March</p>	<p>June</p>	<p>September</p>

<p>November</p>	<p>April</p>	<p>May</p>	<p>August</p>
<p>January</p>	<p>February</p>	<p>October</p>	<p>July</p>


# What's the time?




It is \_\_\_\_ o'clock.




It is \_\_\_\_ o'clock.




It is \_\_\_\_ o'clock.




It is \_\_\_\_ o'clock.




It is \_\_\_\_ o'clock.




It is \_\_\_\_ o'clock.



It is \_\_\_\_ o'clock.



It is \_\_\_\_ o'clock.




It is \_\_\_\_ o'clock.


# Nature Walk Scavenger Hunt



1 animal track



2 butterflies



3 clouds



4 flowers



5 leaves

"In the beginning God created the heavens and the earth." -Genesis 1:1

# Design Your Own

## Make a Flower

