



Holy Eucharist Catholic Primary School

1a Oleander Drive, St Albans South. VIC 3021

Phone: 8312 0900 Fax: 9366 8192

www.hestalbanssth.catholic.edu.au



Grade 1





Remote Learning Pack

Week Beginning - Monday 13th September 2021

Grade 1 - Term 3 Week 10 Remote Learning

Name: _____ Grade 1 _____

****Zoom session at 1pm daily unless your teacher is on-site. Check if your teacher has posted a Zoom link on your Class Story on ClassDojo.**

Term 3 Week 10	Literacy (45-60 minutes)	Numeracy (30-45 minutes)	Additional Learning Areas (30-45 minutes)
<p>Monday 13/09/2021</p>	<p style="text-align: center;"><u>Reading</u></p> <p>Log on and select a book on Story Box Library</p>  <p>https://storyboxlibrary.com.au/</p> <p><u>Log in details:</u> <u>Username:</u> heps3021 <u>Password:</u> heps3021</p> <p>Log on to PM eCollection using your individual login details (provided by your teacher) and select a book to read</p>  <p>https://app.pmeollection.com.au/</p> <p>**Today you are to write a Book Review about the book you have read.</p> <p>(**Refer to page 1)</p>  <p>***You may be asked by your teacher later this week to share your book response on a Zoom session :-)</p>	<p style="text-align: center;"><u>Number</u></p> <p>Hundreds Board Mystery Picture 11</p> <p>**<i>(Refer to page 2)</i></p> <p>Colour in the number squares the correct colour based on the instructions above the chart.</p> <p>What mystery picture did you make?</p>	<p style="text-align: center;"><u>Well-Being</u></p> <p style="text-align: center;">Kindness & Connections</p> <p>Watch this short clip from ClassDojo (4:48).</p>  <p>Click the YouTube link (Empathy for Students 1/3): https://www.youtube.com/watch?v=ENIB2H3S_oQ</p> <p>When Mojo gets worried, he yells at his friends and they get upset.</p> <p>Answer the questions in full sentences using the sentence starters. Write your responses on a piece of paper or in an exercise book.</p> <ol style="list-style-type: none"> Why was Mojo worried? <p>Mojo was worried because....</p> <ol style="list-style-type: none"> Do you think his friends were worried? Yes or No ? Write something kind that Mojo could have said instead. When you get worried about something, how can you practice being kind as well?

Writing

Complete the Sentences

Read the beginning of each sentence and add to it to make it interesting.

For example: We could not play soccer because it rained and there were lots of puddles on the field.


1. Once upon a time there lived...
2. On the way home from school yesterday....
3. Last night a strange thing happened.....

** Draw a picture to go with your sentences.

Fractions ASSESSMENT

Model One Half (ASSESSMENT VIA ZOOM)

(Refer to page 3)**



PARENTS-- PLEASE REFRAIN FROM ASSISTING YOUR CHILD WITH THIS TASK. IT IS AN ASSESSMENT PIECE AND SHOULD BE COMPLETED BY THE STUDENTS INDEPENDENTLY.

This activity will be completed while online during our Zoom meeting scheduled for 1:00pm Monday the 13th of September. Please do not complete the activity before this time.

Have the activity (preferably printed out) and a pencil/eraser ready before the meeting starts.

Keep your camera on so your teacher can supervise you completing the activity independently.

Once you have finished, take a photo of your completed work and upload it into your Portfolio or send it to your teacher AS SOON AS POSSIBLE.

Thank you for your cooperation :-)

Reading

Log on and select a book on Story Box Library



<https://storyboxlibrary.com.au/>

Log in details:

Username: heps3021

Password: heps3021

Number

Hundreds Board Mystery Picture 12

**** (Refer to page 4)**

Colour in the number squares the correct colour based on the instructions above the chart.

What mystery picture did you make?

Specialists

Complete your Specialist Activities for:

Art
LOTE (Chinese)
Sport
Music
Digital Technology

**** (Refer to pages 5-10).**

Tuesday
14/09/2021

Log on to PM eCollection using your individual login details (provided by your teacher) and select a book to read



<https://app.pmeollection.com.au/>

****Talk to a family member about what you have read today.**

Wednesday
15/09/2021

Reading

Log on and select a book on Story Box Library



<https://storyboxlibrary.com.au/>

Log in details:

Username: heps3021

Password: heps3021

Log on to PM eCollection using your individual login details (provided by your teacher) and select a book to read



<https://app.pmeollection.com.au/>

****Talk to a family member about what you have read today.**

Writing

Planning your own story!

**** (Refer to page 11)**

Refer to the table and choose a setting, 2-3 characters, a problem and then a resolution or come up with your own to plan your own story.

Write or draw your chosen setting, characters, problem and resolution

Number

Hundreds Board Mystery Picture 13

**** (Refer to page 12)**

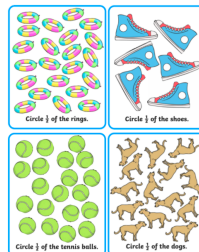
Colour in the number squares the correct colour based on the instructions above the chart.

What mystery picture did you make?

Fractions

Finding Half (1/2) of Collections

**** (Refer to page 13)**



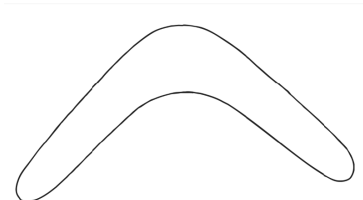

Circle one half of each collection.

Inquiry

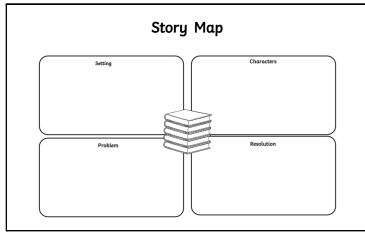
Indigenous 'ART' Boomerang
**** (Refer to page 14)**

Today you get to create your own Indigenous Boomerang. You may choose some (or all) of the different Indigenous Art Symbols below.

**** (Refer to page 15)**



on the 'Story Map' underneath the table.



Ensure that each collection has the equal amount of objects in each.

Extension: Make your own collections now using objects around your house to show equal groups of two.

Thursday
16/09/2021

Reading

Log on and select a book on Story Box Library



<https://storyboxlibrary.com.au/>

Log in details:

Username: heps3021

Password: heps3021

Log on to PM eCollection using your individual login details (provided by your teacher) and select a book to read



<https://app.pmeollection.com.au/>

****Talk to a family member about what you have read today.**

Number

Hundreds Board Mystery Picture 14

**** (Refer to page 17)**

Colour in the number squares the correct colour based on the instructions above the chart.

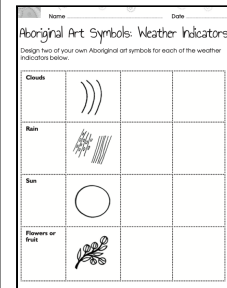
What mystery picture did you make?

Inquiry

Activity 1: Aboriginal Art Symbols: Weather Indications

**** (Refer to page 19)**

Design two of your Aboriginal art symbols for each of the weather indicators below.



Activity 2: Weather Seasons Wheel

**** (Refer to page 20)**

Add the Aboriginal weather symbols to the weather seasons wheel to show the weather changes during the seasons where you live.

Writing

Write your story!

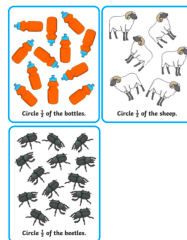
Using your Story Map from Wednesday, you will be writing your story which will include your chosen setting, characters, problem and resolution. Include a title for your story as well.

Edit your work by making sure you have used capital letters for names and the start of sentences, checking for any spelling mistakes, finger spaces in between your

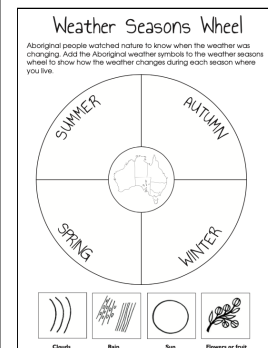
Fractions




Finding Half (1/2) of Collections

**** (Refer to page 18)**

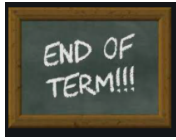


Circle one half of each collection. Ensure that each collection has the equal amount of objects in each.



	<p>words and full stops or exclamation marks at the end of sentences. You can write a good copy after editing your work.</p> <p>Draw a picture to match your story.</p> <p style="text-align: center;"><u>Handwriting</u></p> <p style="text-align: center;">**<i>(Refer to page 16)</i></p> <p>Complete the handwriting page. You will need to complete the last sentence.</p>	<p><u>Extension:</u> Make your own collections now using objects around your house to show equal groups of two.</p>	
<p style="text-align: center;">Friday 17/09/2021</p>	<p style="text-align: center;"><u>Reading</u></p> <p>Log on and select a book on Story Box Library</p> <div style="text-align: center;">  </div> <p>https://storyboxlibrary.com.au/</p> <p><u>Log in details:</u> <u>Username:</u> heps3021 <u>Password:</u> heps3021</p> <p>Log on to PM eCollection using your individual login details (provided by your teacher) and select a book to read</p> <div style="text-align: center;">  </div> <p>https://app.pmecollection.com.au/</p> <p>**Talk to a family member about what you have read today.</p>	<p style="text-align: center;"><u>Number</u></p> <p>Hundreds Board Mystery Picture 15</p> <p>**<i>(Refer to page 22)</i></p> <p>Colour in the number squares the correct colour based on the instructions above the chart.</p> <p>What mystery picture did you make?</p>	<p style="text-align: center;"><u>Online dance party with all the Grade 1 classes!</u></p> <div style="text-align: center;">  </div> <p>Click on the Zoomlink (provided by your teacher on Class Story) at 1pm Students dress up in their fun costumes or best dance outfits.</p> <p><u>Best Dancer Competition!! - Dojo points to be WON!!</u></p>

End of Term Reflection



Grade 1's we have reached the End of Term 3!!

End of Term Reflection

**** (Refer to page 21)**

The End of Term is a great time for you to reflect.

Although it has been a term to remember, there have been some memories we have made and things we have learnt.....

***** Complete the End of Term Reflection.**

Top 3 Memories

My End of Term Reflection

I Learned...

My Favourite Activities

FUN INTERACTIVE MATHS GAMES

Have a play on some of these Maths websites:

Explore Math Learning Center for fun activities.

<https://mathathome.mathlearningcenter.org/grade/1>

Practise your skip counting and play around with all of the puzzles.

<https://www.topmarks.co.uk/>


Practise solving Maths equations on the Number Worms game.

<https://au.mathgames.com/play/number-worms.html>

Name: _____

Date: _____

BOOK REVIEW



The book I am reviewing is: _____

The author of this book is: _____

The illustrator of this book is: _____

Rate the book by colouring in stars to show how much you liked it:



Why did you choose this rating?

Write one sentence to tell what the book is about:

Draw a picture of your favourite part of the story:



Mystery Picture 11

Black: 33, 38

Pink: 54, 55, 56, 57, 65, 66, 93, 94, 97, 98

Purple: 2, 9, 12, 13, 14, 17, 18, 19, 21, 25, 26, 30, 31,
35, 36, 40, 41, 45, 46, 50, 51, 52, 53, 58, 59, 60,
62, 63, 64, 67, 68, 69, 73, 74, 75, 76, 77, 78, 84,
85, 86, 87

1	2	3	4	5	6	7	8	9	10
11	12	13	14	15	16	17	18	19	20
21	22	23	24	25	26	27	28	29	30
31	32	33	34	35	36	37	38	39	40
41	42	43	44	45	46	47	48	49	50
51	52	53	54	55	56	57	58	59	60
61	62	63	64	65	66	67	68	69	70
71	72	73	74	75	76	77	78	79	80
81	82	83	84	85	86	87	88	89	90
91	92	93	94	95	96	97	98	99	100

Fractions Assessment

Model One Half

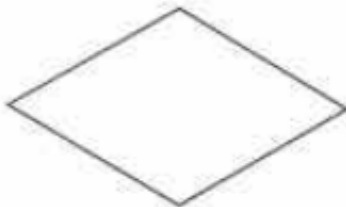
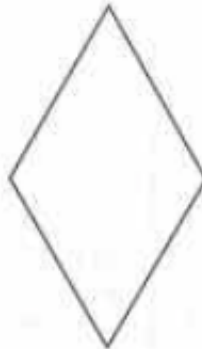
Investigations 1.1



Name _____

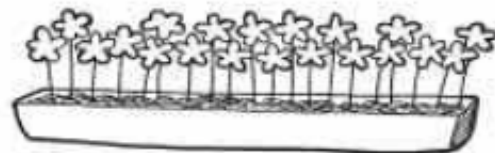
Date _____

- 1 Make up as many ways as you can to show how to model and colour one half of an object or a group. Try something different every time.



Choose one and explain why the half is shown correctly.

2



Choose one and explain why your model of one half is correct.

Mystery Picture 12

Red: 11, 12, 21, 22, 23, 33, 34, 44

Blue: 41, 42, 51, 52, 61, 62, 71, 72

Yellow: 73

Green: 1, 2, 3, 4, 5, 6, 7, 8, 9, 10, 13, 14, 15, 16, 17, 18, 19, 20,
24, 27, 28, 31, 32, 35, 40, 45, 50, 60, 70, 76, 77, 78, 79, 80,
82, 83, 84, 85, 87, 88, 89, 90, 91, 92, 93, 94, 95, 96, 97,
98, 99, 100

Pink: 25, 26, 29, 30, 36, 37, 38, 39, 46, 49, 54, 55, 56, 57,
58, 59, 64, 65, 66, 67, 68, 69, 74, 75, 81, 86

Black: 43, 53, 63

Black circle: 47, 48

1	2	3	4	5	6	7	8	9	10
11	12	13	14	15	16	17	18	19	20
21	22	23	24	25	26	27	28	29	30
31	32	33	34	35	36	37	38	39	40
41	42	43	44	45	46	47	48	49	50
51	52	53	54	55	56	57	58	59	60
61	62	63	64	65	66	67	68	69	70
71	72	73	74	75	76	77	78	79	80
81	82	83	84	85	86	87	88	89	90
91	92	93	94	95	96	97	98	99	100



GRADE 1 and 2 Visual Arts Term 3 Week 10

Learning Intentions:

This week we are learning to make a cloud and wrap wool or string around to create a pattern and texture for the winter season.

<https://www.youtube.com/watch?v=1n-v0Kq10aI>

Follow the video to create a bubble cloud made with a piece of cardboard.

For people who don't have cardboard, use a paper plate. If you don't have a plate, just draw the cloud. You will need a thin cardboard, scissors wool or string. Grade 2's Wrap wool around your 3 fingers 8 times, then tie a knot in the centre. Cut through the loops, bring the two ends together, trim, fluff and hang pom poms from the cloud. (Optional)



Activity 1: Fill in the characters!

中 秋 节 快 乐 !
zhōng qiū jié kuài lè

Happy Mid-Autumn Festival!

Activity 2: colour in the pictures and the characters!

yuè bǐng

月 饼

mooncake



yù tù

玉 兔

Jade rabbit





HOLY EUCHARIST SCHOOL

1A Oleander Drive St Albans South

Ph: 8312-0900



Week 10 Prep, 1 & 2 Physical Education Remote Learning

Hello Prep, Grade 1 and 2 students, parents and carers,

Here are the Week 10 activities, students can access the websites using a device. Some activities require sports equipment, use something from around the house that would do the same job as the sports equipment. You need a small space to do most of these activities, if you have outdoor space then use that.

PARENTS:

If you don't have access to a digital device or internet, go for a bike ride, walk, little jog, kick to kick with siblings or adults (if weather permits).



UPLOAD ONE OR TWO PHOTOS ON TO THE FOLDER NAMED (Week 8 PE Task)

Students and Parents, please don't hesitate to contact me for any help or support on: heribert.herrera@hestalbanssth.catholic.edu.au

Stay Safe and take care.

Mr. Herrera Physical Education Teacher.

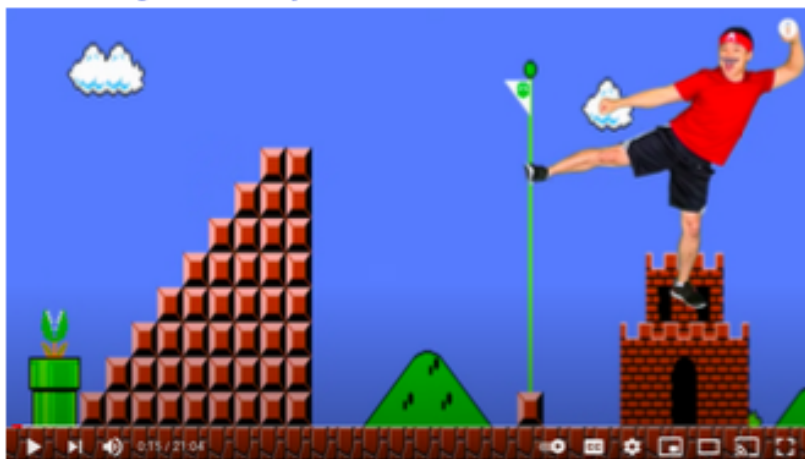
<p>Warm-Up 5 Minutes I'm learning to warm-up correctly.</p> <ul style="list-style-type: none"> • <p>Learning Intention: I'm learning to warm-up correctly.</p>	<p>Equipment:</p> <ul style="list-style-type: none"> • Water Bottle • Yoga mat (if you have one) • Space to exercise <p>Warm Up Video: Link: Warm Up with Mr.H</p> <div data-bbox="470 1563 1252 1953" style="background-color: black; color: white; text-align: center; padding: 20px;"> <p>WARM UP WITH MR. HERRERA</p> </div>
---	---

Activity or Skill
Yoga Sessions

Learning Intention:

- I'm learning to follow instructions and have fun.

ACTIVITY Link: [☆☆ SUPER MARIO Video Game Workout 2! Virtual Gym Class | Bobo PE](#)




Warm-Down

Learning Intention:

- I'm learning to sit still during this five minute meditation.

Warm down:

Link: [Bobo PE | STRETCHING Exercises For Kids 2 | PUN Workout](#)



Music Term 3 Week 10

Gr. 1 & 2

IT'S THE END OF THE TERM! YAY!
IT'S TIME FOR A MUSIC QUIZ!


Today, you are going to watch this video.

Can you guess the 5 instruments?

<https://www.youtube.com/watch?v=etEwGnD0-6c>

- 1.
- 2.
- 3.
- 4.
- 5.

Now colour in this cartoon orchestra!





Term 3 Weeks 10: Grades Prep - Two DIGITAL TECHNOLOGY/S.T.E.A.M.

Use any items you have around the house to make a robot!

Here are some images that might inspire you.



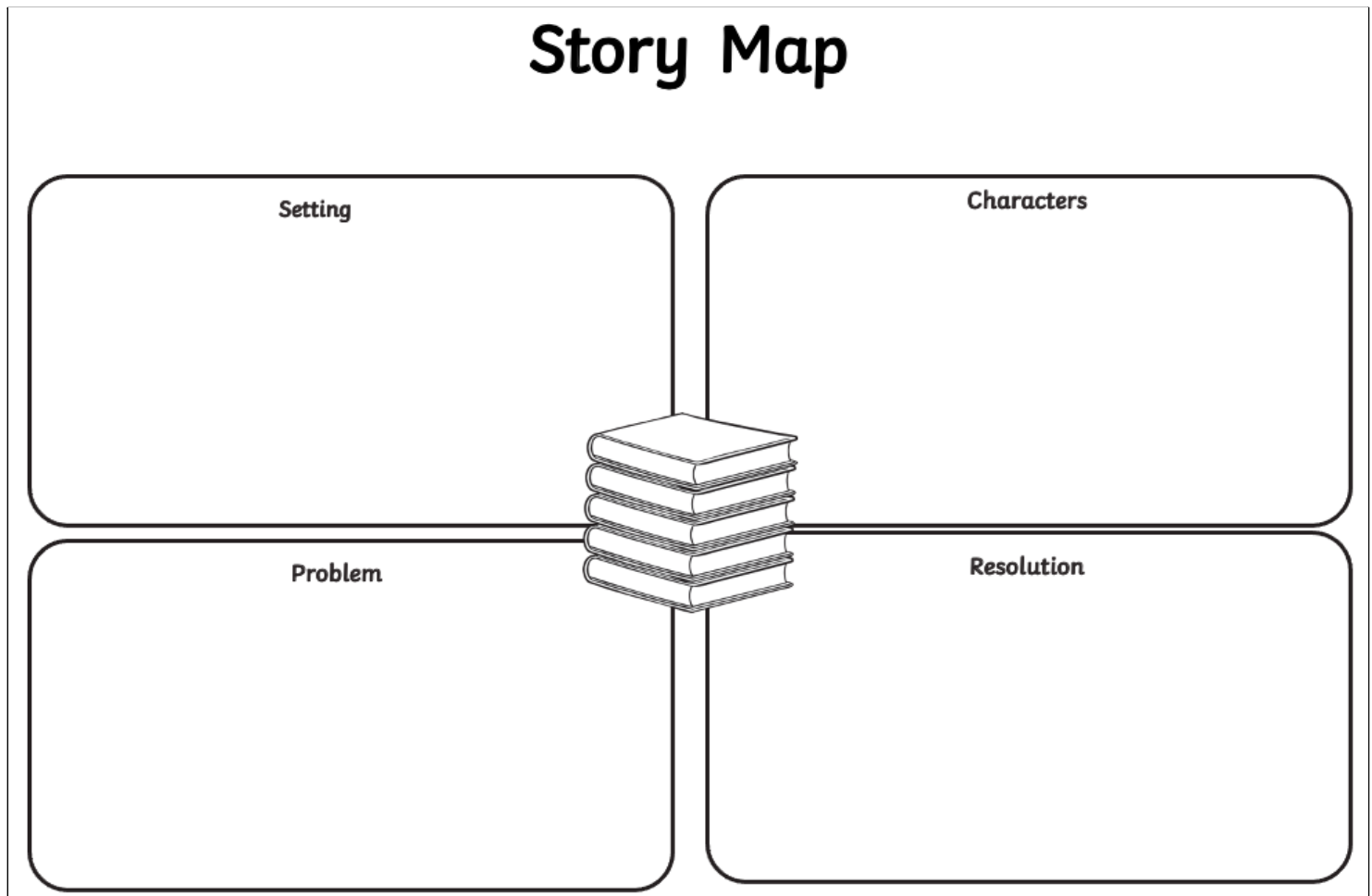
Rules:

- *DO NOT* buy anything. Use what you have in your house or garden
- You *MUST* use recycled materials (things you would have thrown away like milk cartons, cereal boxes, water bottles etc)
- Be creative
- Give your robot a name
- **YOU MUST HAVE FUN**

When you make your robot, take a photo and upload it to your portfolio on DQJO.

ALWAYS include your name and grade on your work.

Setting	Characters	Problem	Resolution
<ul style="list-style-type: none"> ● A castle ● The beach ● At school ● A forest ● The desert ● A cottage 	<ul style="list-style-type: none"> ● A dragon ● A fairy ● A wizard ● A dog ● A cat ● A witch ● A teacher ● A friend ● A sibling ● Any animal ● A princess ● A prince 	<ul style="list-style-type: none"> ● Someone is missing ● Something is lost ● The characters are fighting one another ● A crime is committed! 	<ul style="list-style-type: none"> ● The missing person is found ● The missing object is found ● The characters find a way to make peace again ● The criminal is brought to justice



Mystery Picture 13

Orange: 1, 4, 7, 10, 12, 19, 31, 40, 61, 70, 82, 89, 91, 94, 97, 100

Black: 33, 34, 37, 38, 42, 43, 44, 45, 46, 47, 48, 49, 53, 54, 57, 58

Yellow: 14, 15, 16, 17, 23, 24, 25, 26, 27, 28, 32, 35, 36, 39, 52, 55, 56, 59, 62, 63, 64, 65, 66, 67, 68, 69, 73, 74, 75, 76, 77, 78, 84, 85, 86, 87

Add a smile to the picture.

1	2	3	4	5	6	7	8	9	10
11	12	13	14	15	16	17	18	19	20
21	22	23	24	25	26	27	28	29	30
31	32	33	34	35	36	37	38	39	40
41	42	43	44	45	46	47	48	49	50
51	52	53	54	55	56	57	58	59	60
61	62	63	64	65	66	67	68	69	70
71	72	73	74	75	76	77	78	79	80
81	82	83	84	85	86	87	88	89	90
91	92	93	94	95	96	97	98	99	100

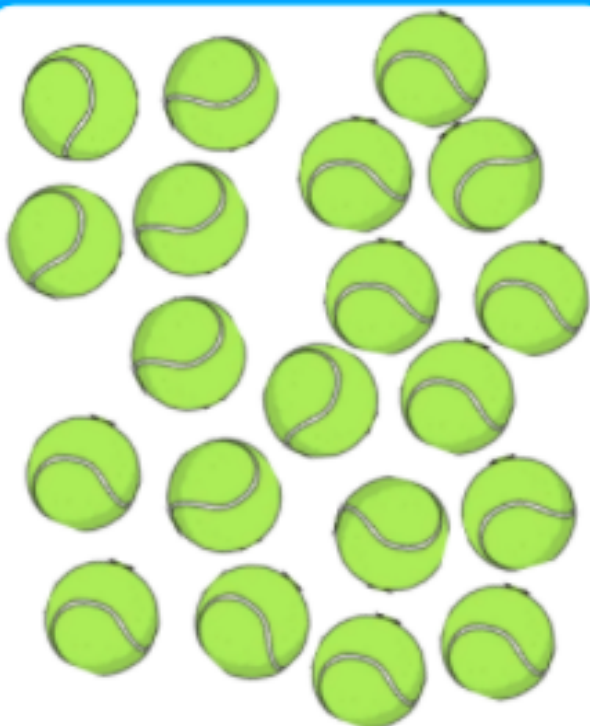
Finding Half of Collections




Circle $\frac{1}{2}$ of the rings.




Circle $\frac{1}{2}$ of the shoes.

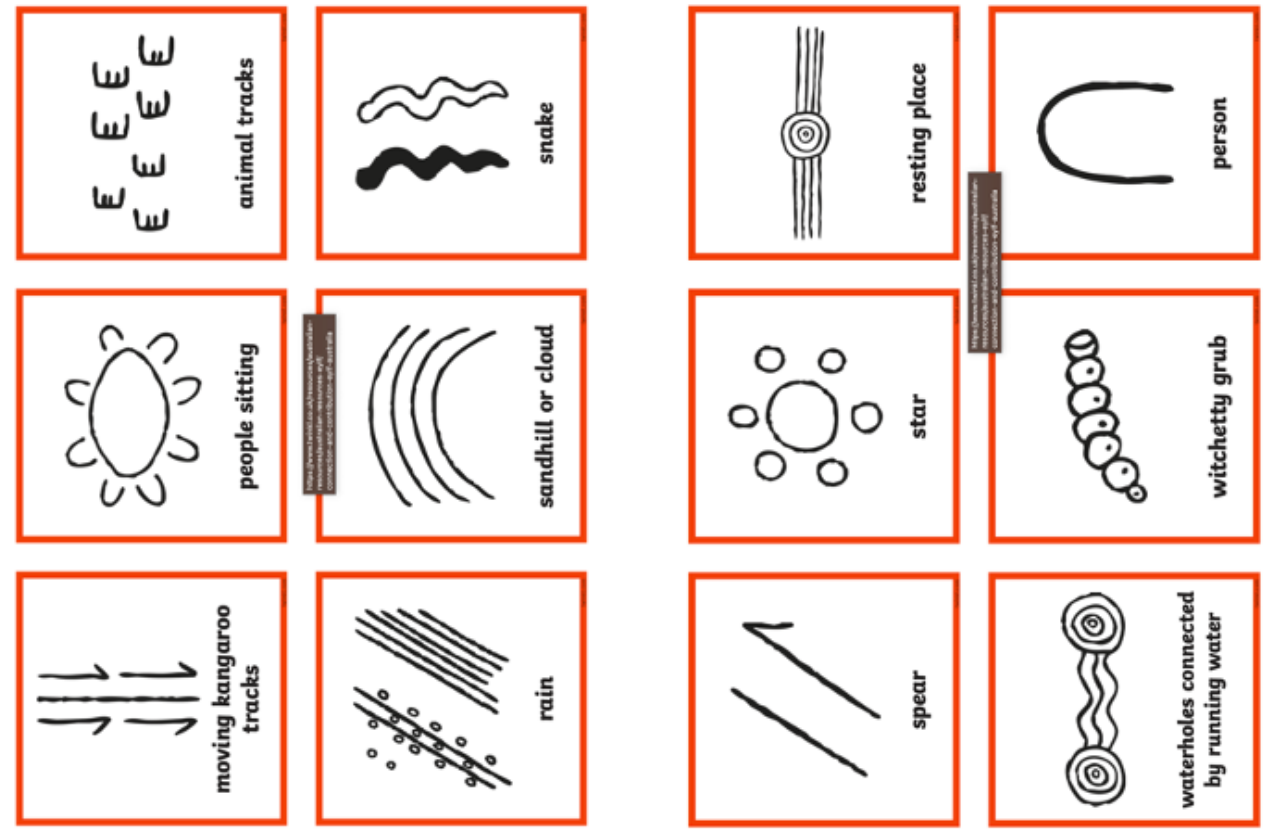
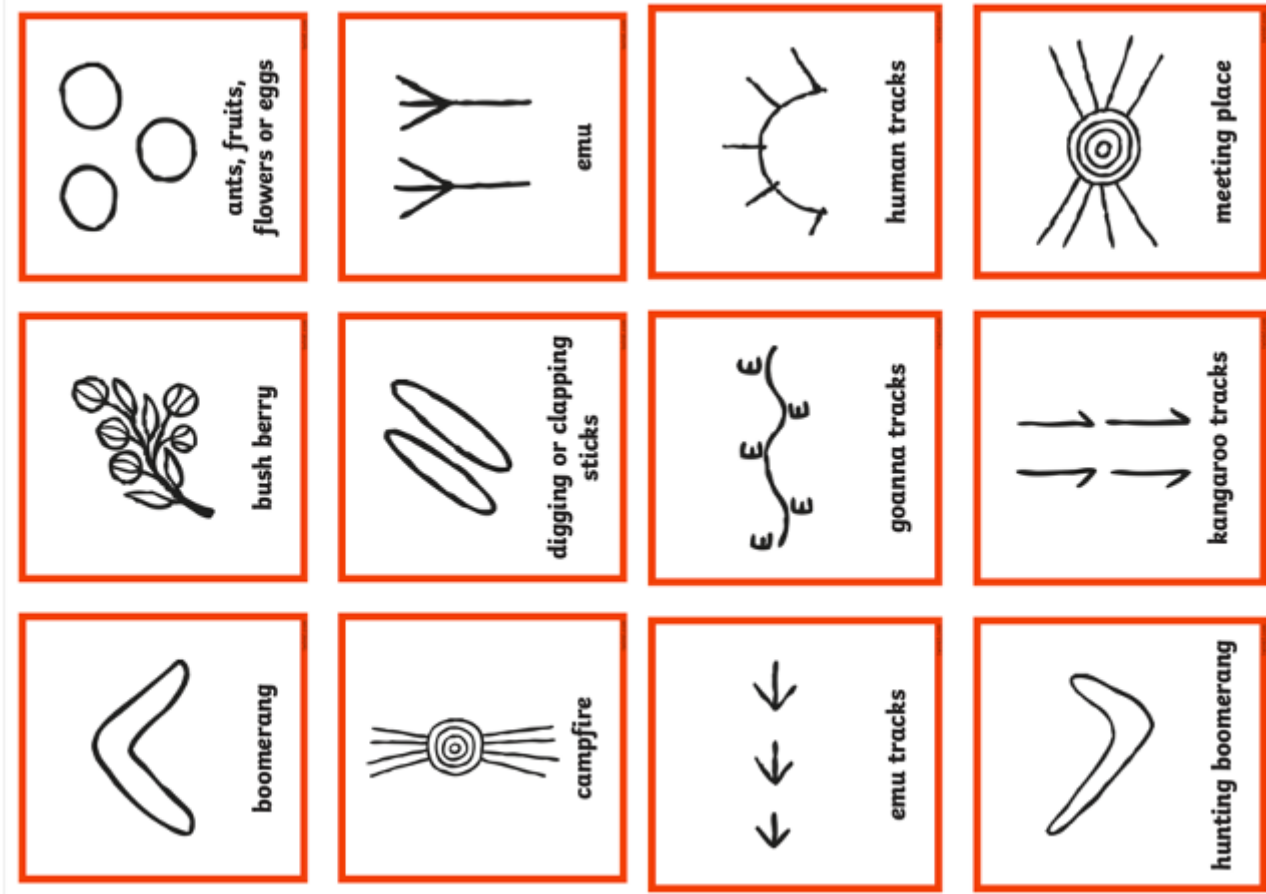


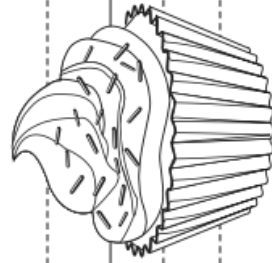
Circle $\frac{1}{2}$ of the tennis balls.



Circle $\frac{1}{2}$ of the dogs.







cupcake

cupcake

cupcake

cupcake

Mystery Picture 14

Red: 5, 16, 24, 25, 33, 37, 44, 48, 56, 83

Brown: 65, 66, 75, 76, 85, 86, 95, 96

Yellow: 15, 17, 23, 27, 32, 35, 38, 43, 46, 55, 71, 88

Green: 72, 73, 74, 77, 78, 80, 81, 82, 84, 87, 89, 90, 91, 92, 93, 94, 97, 98, 99, 100

Orange: 6, 14, 26, 28, 34, 36, 39, 45, 47, 54, 57, 79


Blue: 1, 2, 3, 4, 7, 8, 9, 10, 11, 12, 13, 18, 19, 20, 21, 22, 29, 30, 31, 40, 41, 42, 49, 50, 51, 52, 53, 58, 59, 60, 61, 62, 63, 64, 67, 68, 69, 70

1	2	3	4	5	6	7	8	9	10
11	12	13	14	15	16	17	18	19	20
21	22	23	24	25	26	27	28	29	30
31	32	33	34	35	36	37	38	39	40
41	42	43	44	45	46	47	48	49	50
51	52	53	54	55	56	57	58	59	60
61	62	63	64	65	66	67	68	69	70
71	72	73	74	75	76	77	78	79	80
81	82	83	84	85	86	87	88	89	90
91	92	93	94	95	96	97	98	99	100

Finding Half of Collections



Circle $\frac{1}{2}$ of the bottles.



Circle $\frac{1}{2}$ of the sheep.







Circle $\frac{1}{2}$ of the beetles.

Name

Date

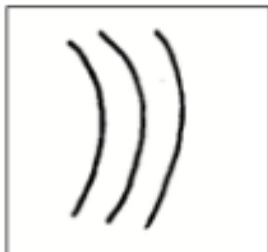
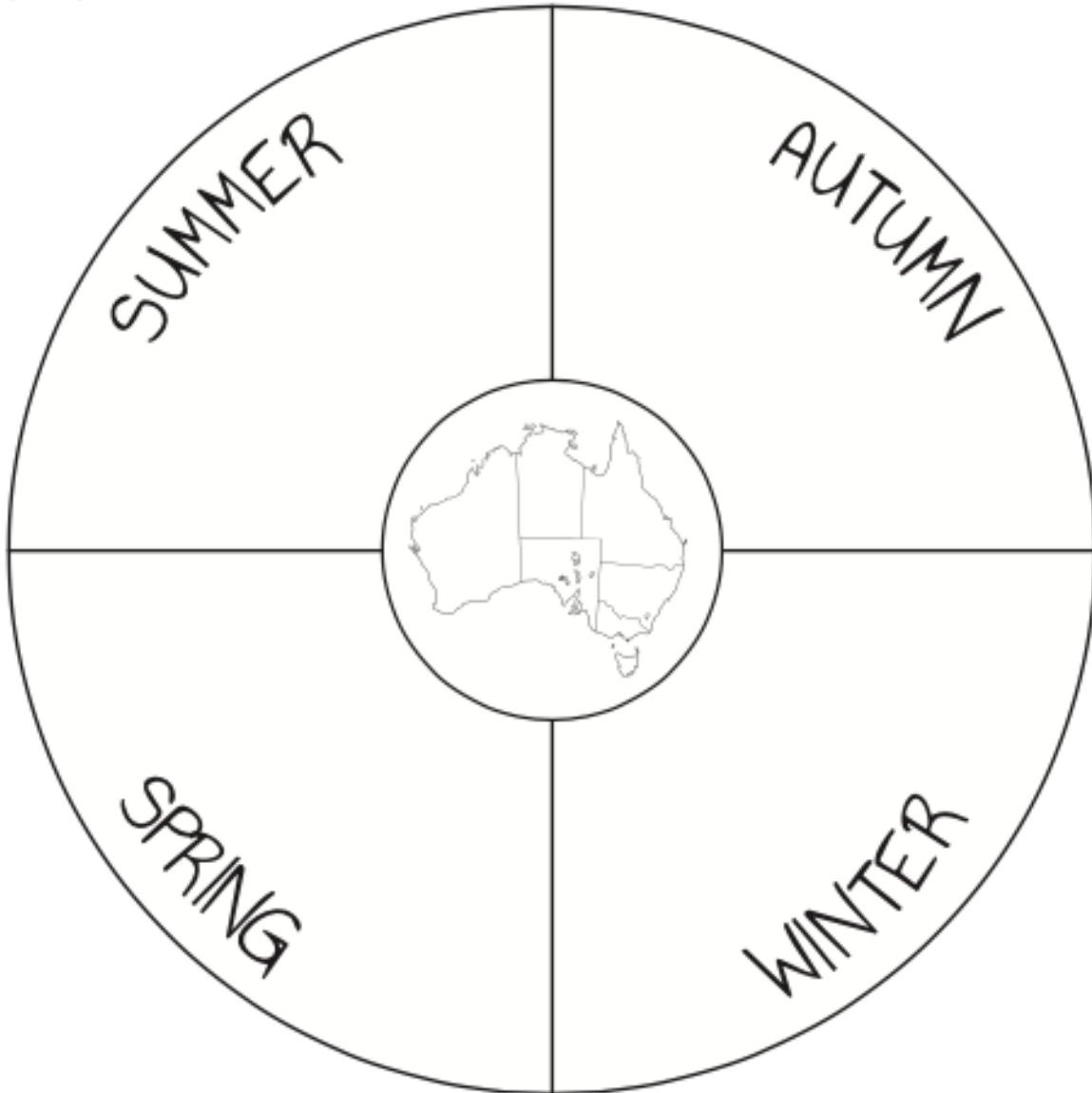
Aboriginal Art Symbols: Weather Indicators

Design two of your own Aboriginal art symbols for each of the weather indicators below.

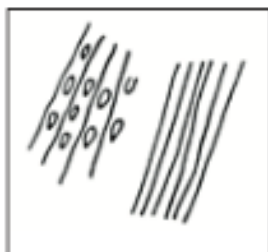
Clouds			
Rain			
Sun			
Flowers or fruit			

Weather Seasons Wheel

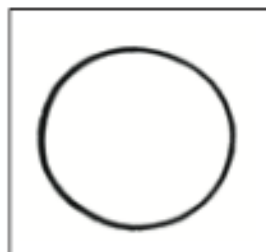
Aboriginal people watched nature to know when the weather was changing. Add the Aboriginal weather symbols to the weather seasons wheel to show how the weather changes during each season where you live.




Clouds



Rain




Sun



Flowers or fruit

Top 3
Memories



_____ 's End of Term
Reflection



I Learned...



NEXT TERM
I AM LOOKING
FORWARD TO...

My Favourite Activities



Mystery Picture 15

Yellow: 8, 9, 10, 19, 20

Orange: 71, 72, 78, 81, 82, 84, 85, 87, 88, 91, 92, 95, 98, 99, 100

Blue: 1, 4, 5, 6, 7, 15, 16, 17, 18, 21, 23, 24, 25, 26, 27, 28, 29, 30, 31, 32, 33, 37, 38, 39, 40, 41, 42, 49, 50, 59, 60

Green: 44, 45, 46, 53, 54, 55, 56, 57, 58, 61, 62, 63, 64, 65, 66, 67, 68, 69, 70, 73, 74, 75, 76, 77, 79, 80, 83, 86, 89, 90, 93, 94, 96, 97

Red triangle (pointing upwards): 34, 35, 36, 43, 47, 48, 51, 52

Colour blue around the triangles. Add an eye and a mouth to the picture.

1	2	3	4	5	6	7	8	9	10
11	12	13	14	15	16	17	18	19	20
21	22	23	24	25	26	27	28	29	30
31	32	33	34	35	36	37	38	39	40
41	42	43	44	45	46	47	48	49	50
51	52	53	54	55	56	57	58	59	60
61	62	63	64	65	66	67	68	69	70
71	72	73	74	75	76	77	78	79	80
81	82	83	84	85	86	87	88	89	90
91	92	93	94	95	96	97	98	99	100