



Holy Eucharist Catholic Primary School

1a Oleander Drive, St Albans South. VIC 3021

Phone: 8312 0900 Fax: 9366 8192

www.hestalbanssth.catholic.edu.au



Grade 2

Remote Learning Pack

(ADJUSTED)

Week beginning - Monday 13th September 2021

It is recommended that each day consists of:

- 45-60 minutes of literacy activities (reading and writing)
- 30-45 minutes of numeracy activities
- 30-45 minutes Additional learning areas, play-based learning and physical activity

Contact Emails:

2JK Miss Jess Kerlin

Jessica.Kerlin@hestalbanssth.catholic.edu.au

2JM Miss Julie Murnane

Julie.Murnane@hestalbanssth.catholic.edu.au

2TT Miss Thy Tran

Thy.Tran@hestalbanssth.catholic.edu.au

Term 3 Week 10

Name: _____

Grade: 2____


When you have completed all your work, here are some fun things to do at home.

HOME LEARNING CHOICE BOARD

| | | |
|---|--|---|
| <p>Investigate</p> <p>record five facts you have learned. Ring someone and share your facts.</p> | <p>Weed a section of your garden at home. What weed has the longest roots?</p> | <p>Collect items for a time capsule.</p> <p>Items could include a current newspaper article, a letter to your future self, a photo of your family, your current height.</p> |
| <p>Write 3 things that you are grateful for today.</p> | <p>Draw the floor plan of your house. Work out the perimeter and area of each room, then the perimeter and area of your whole house.</p> | |
| <p>Dust off instruments (or make your own) and teach yourself how to play through a YouTube tutorial.</p> | <p>Learn a new skill and log your journey e.g. knitting, juggling, doing the splits. Kia kahal</p> | <p>Singing: download SMULE (a free app) and sing your favourite song. Practice lots. Share with your friends and family.</p> |
| <p>Write to ER nurses and doctors on the frontlines and thank them for their service.</p> | <p>Make breakfast in bed for your parent or caregiver.</p> | <p>Tidy your bedroom and email a photo to your proud teacher.</p> |

Monday 13th September, 2021

Reading


| | |
|--|---|
|  <p>Not cute. PHILIP BUNTING</p> | <p>Step 1 - Get your brain ready for reading this book. <u>Look at the cover, read the title. Let's make a prediction.</u></p> <ul style="list-style-type: none">• What is this animal on the cover?• What animal is it dressing up as?• Is this animal cute or not cute?• What does "cute" mean? <p>Step 2. Now you can listen to (and watch) this story - https://storyboxlibrary.com.au/stories/not-cute Username and password - heps3021</p> |
|--|---|

Step 3. Complete this comprehension activity. Draw and write your answers -

Name: _____

Not cute.

Quokka wants to be a dingo, a lizard, an eagle, a redback, a croc and a snake. What other dangerous animals could Quokka try to be? Design a new page for the story where Quokka meets another dangerous animal. Use speech bubbles to show what the animals are saying to each other.



Writing

Watch the narrative text, Eat Your Peas by Kes Grey (<https://www.youtube.com/watch?v=Rab3lw0qT1U>).

Think about these questions:

- What is Daisy's mother trying to convince her to do?
- What is Daisy's opinion about the situation?
- At the end of the story, does Daisy end up doing what her mother wanted?

This week we are going to write a persuasive text called 'Children Should Eat Their Vegetables.'

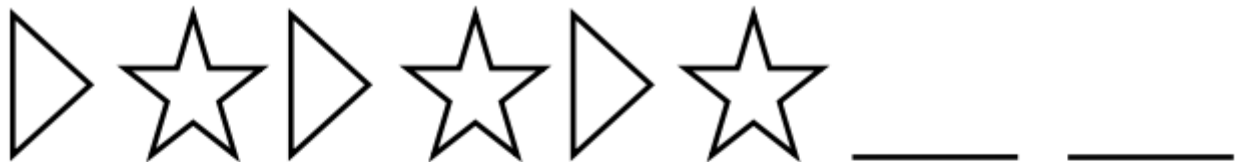

In the box below, write down all the reasons why children should eat their vegetables. See how many reasons you can come up with!

When you have finished, choose the THREE most convincing reasons and you will use them in your writing tomorrow.

Maths

Warm up

Complete the patterns:



Maths

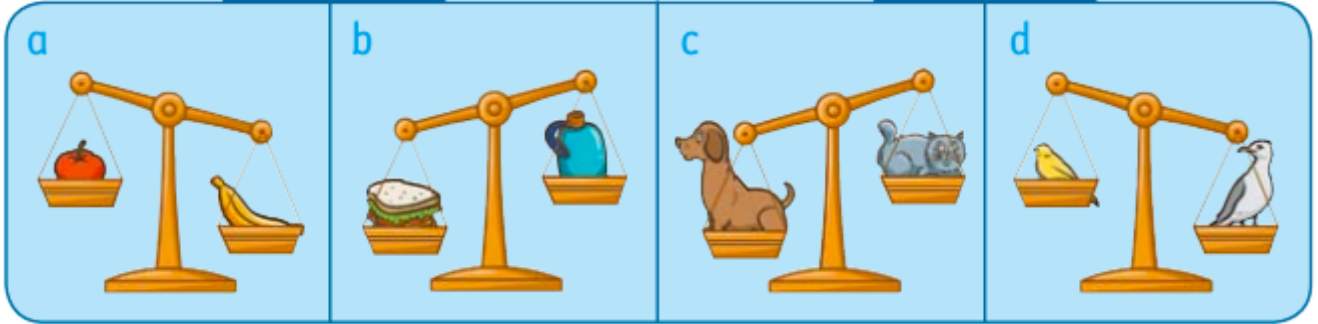
Mass

Lighter and Heavier

1 Circle the:

heavier


lighter



2 Circle the heavier one.



3 Circle the lighter one.

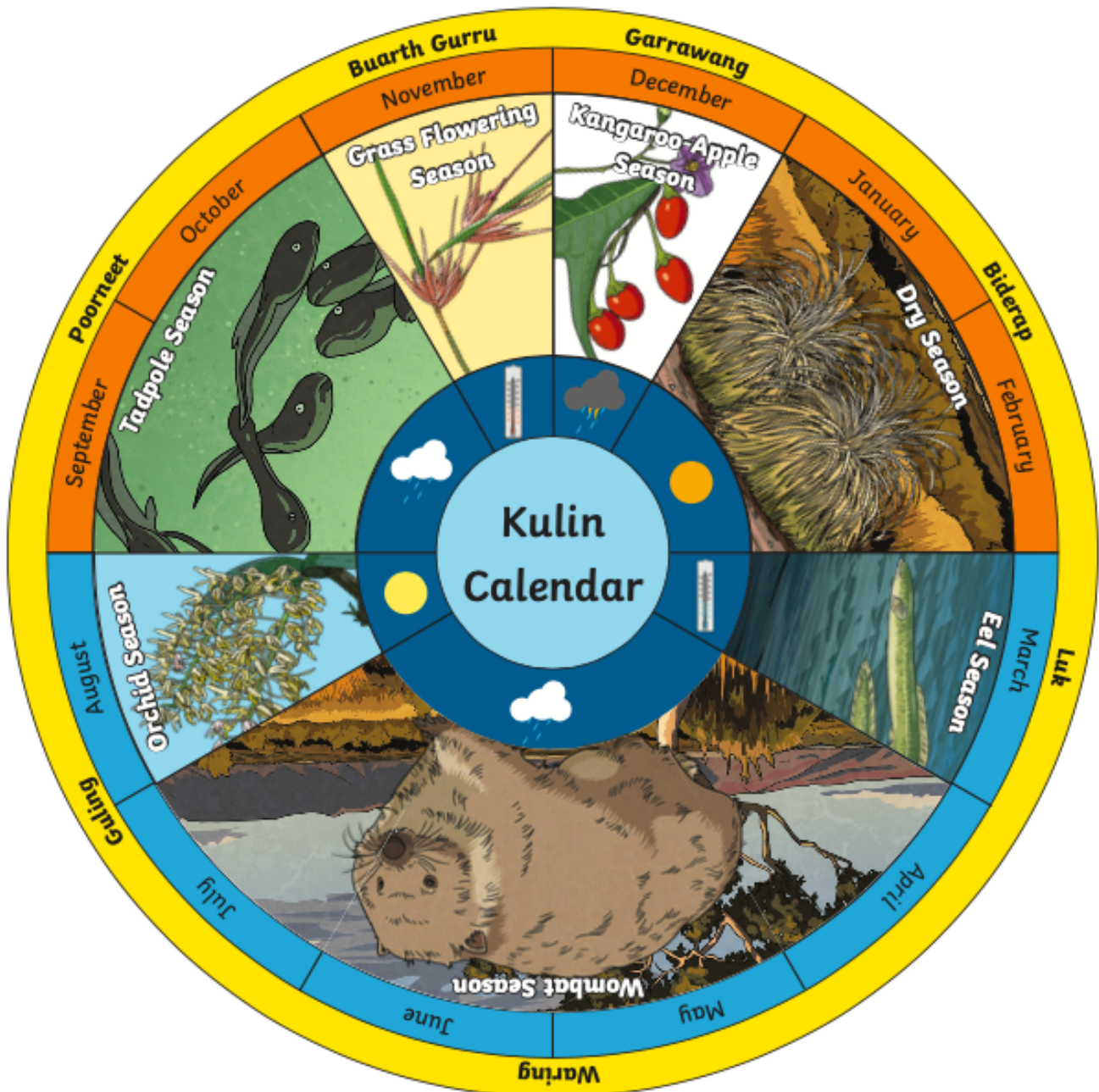


Inquiry

Let's look over the Kulin seasons again.

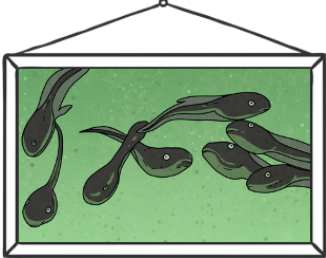
Kulin Seasons

The Kulin nation is a group of five Indigenous Australian language groups located in south central Victoria, Australia. The people of the Kulin nation named seasons to track the weather each year.



Kulin Seasons

The Kulin calendar has seven seasons.
Today, we will look at Poorneet and Buarth Gurru

| Season | Draw a picture to represent this season |
|--|---|
| <p data-bbox="316 405 481 443">Poorneet</p> <p data-bbox="92 450 708 611">Poorneet (Tadpole Season) occurs from September to October. The rain continues but the temperature is starting to rise again.</p> <p data-bbox="116 658 684 739">Tadpoles (Poorneet) hatch from their eggs along reedy banks.</p>  | |
| <p data-bbox="280 1088 518 1126">Buarth Gurru</p> <p data-bbox="92 1133 708 1254">Buarth Gurru (Grass Flowering Season) happens in November. It is often raining and the weather is quite warm.</p> <p data-bbox="116 1301 684 1422">The Victorian Christmas Bush (Coranderrk) and Kangaroo Grass is starting to bloom.</p> | |

Tuesday 14th September, 2021

Reading

This is an Assessment Task - Watch the video again of “Not Cute” by Philip Bunting.

<https://storyboxlibrary.com.au/stories/not-cute> Username and password - heps3021

Write and draw what happened at the beginning of the story, the middle, and then the shocking end of the story

| Not cute. by Philip Bunting | | |
|---------------------------------------|--------|-----|
| Beginning | Middle | End |
| | | |

Writing

Today you are going to write a Persuasive text to convince children to eat their vegetables. Use your ideas from yesterday to complete the writing task.

Remember the structure of a Persuasive Text is:

- State your opinion
- Provide 3 reasons why
- Re-state your opinion

Remember to write in **full sentences** and to use **STRONG** words.

| |
|---|
| Title: Children Should Eat Their Vegetables |
| Statement of Opinion: I believe that children should eat their vegetables. |
| Reason 1: |
| Reason 2: |
| Reason 3: |
| Statement of Opinion: This is why all children should eat their vegetables. |

Make sure you proofread and edit your work. Look for spelling and sentence punctuation errors.

Maths

Warm up

Complete the patterns:






Make your own patterns.

Maths

Mass

Lighter and Heavier

| Draw what's heavier | | Draw what's lighter |
|---------------------|---|---------------------|
| |  <p data-bbox="703 745 884 797">Scissors</p> | |
| |  <p data-bbox="740 1178 853 1229">Book</p> | |
| |  <p data-bbox="804 1498 887 1550">You</p> | |

Which objects are **heavier** or **lighter**?

| | |
|---|--|
| Is a pencil heavier or lighter than an eraser? | |
| Is your table heavier or lighter than your chair? | |

Religion

Watch this video: <https://loom.com/share/fd07fc86021d4bbcae1d84da40cb3dbf>

You will need it to complete this activity.

Put a number (1-12) in each box to show the order of events for the Sacrament of Penance. Some have been done for you.

| | |
|-----------|---|
| 1 | We pray together |
| | Talk about the choices I have made |
| | The priest holds his hand over my head and says a prayer. |
| 11 | I say, "Amen" |
| | I say sorry to God |
| 6 | Make the Sign of the Cross |
| 2 | Read a story from the bible |
| | The priest gives me ideas and a prayer or action to help me start again |
| | Meet with the priest |
| | Think about times we have not made the best choices. |
| | Pray the Our Father |
| 12 | The priest says, "Go in peace!" |

Wednesday 15th September, 2021

Reading



Not cute.

PHILIP BUNTING

I wonder if you have recognised Philip Bunting's work from his other books and stories... Take a look - which ones have you read? -

<https://philipbunting.com/>

Step 1 - Get your brain ready for reading this book.

Look at the cover, read the title.

- Can you think of some animals that are cute?
- Which animals are NOT CUTE animals

Step 2. Now you can listen to (and watch) this story -


<https://storyboxlibrary.com.au/stories/not-cute>

Username and password - heps3021

Name: _____

Not cute.

Complete the Venn diagram to show what makes an animal cute or not cute.



cute

not cute

Writing

Today you are going to write a Persuasive text about which is the best season - Summer, Autumn, Winter, or Spring.

Remember the structure of a Persuasive Text is:

- State your opinion
- Provide 3 reasons why
- Re-state your opinion

Remember to write in **full sentences** and to use **STRONG** words.

| |
|---|
| Title: _____ is the best season. |
| Statement of Opinion: I believe that _____ is the best season. |
| Reason 1: |
| Reason 2: |
| Reason 3: |
| Statement of Opinion: This is why _____ is the best season. |

Make sure you proofread and edit your work. Look for spelling and sentence punctuation errors.

Assessment




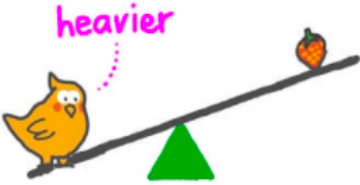
You need to record 4 videos and upload them onto your student portfolio.

You are going to record yourself calculating the **length, area, capacity and mass**.
Your teacher will post an example video showing you what to do and say during your video.

Before you start recording, get your materials ready:

You will need:

- A paper with your foot traced on it.
- Resources to measure with (this could be anything you have a lot of like cotton wool, pasta shells, blocks... etc).
- A cup

| | |
|---|--|
| <p>First video: Record yourself calculating the LENGTH of your foot. Record yourself placing the resources onto the foot, counting each resource used and saying the total length.</p> |  <p>The length of the ruler is 4 playing cards long.</p> |
| <p>Second video: Record yourself calculating the AREA of your foot. Record yourself placing the resources onto the foot, counting each resource used and saying the total area.</p> |  <p>The area of this leaf is 5 blocks.</p> |
| <p>Third video: Record yourself calculating the CAPACITY of a cup. Record yourself placing the resources into the cup, counting each resource used and saying the total capacity.</p> |  <p>This cup has the capacity of 53 jelly beans.</p> |
| <p>Fourth video: Record yourself holding two objects and saying which one is lighter and which one is heavier.</p> |  <p>The bird is heavier than the strawberry</p> |

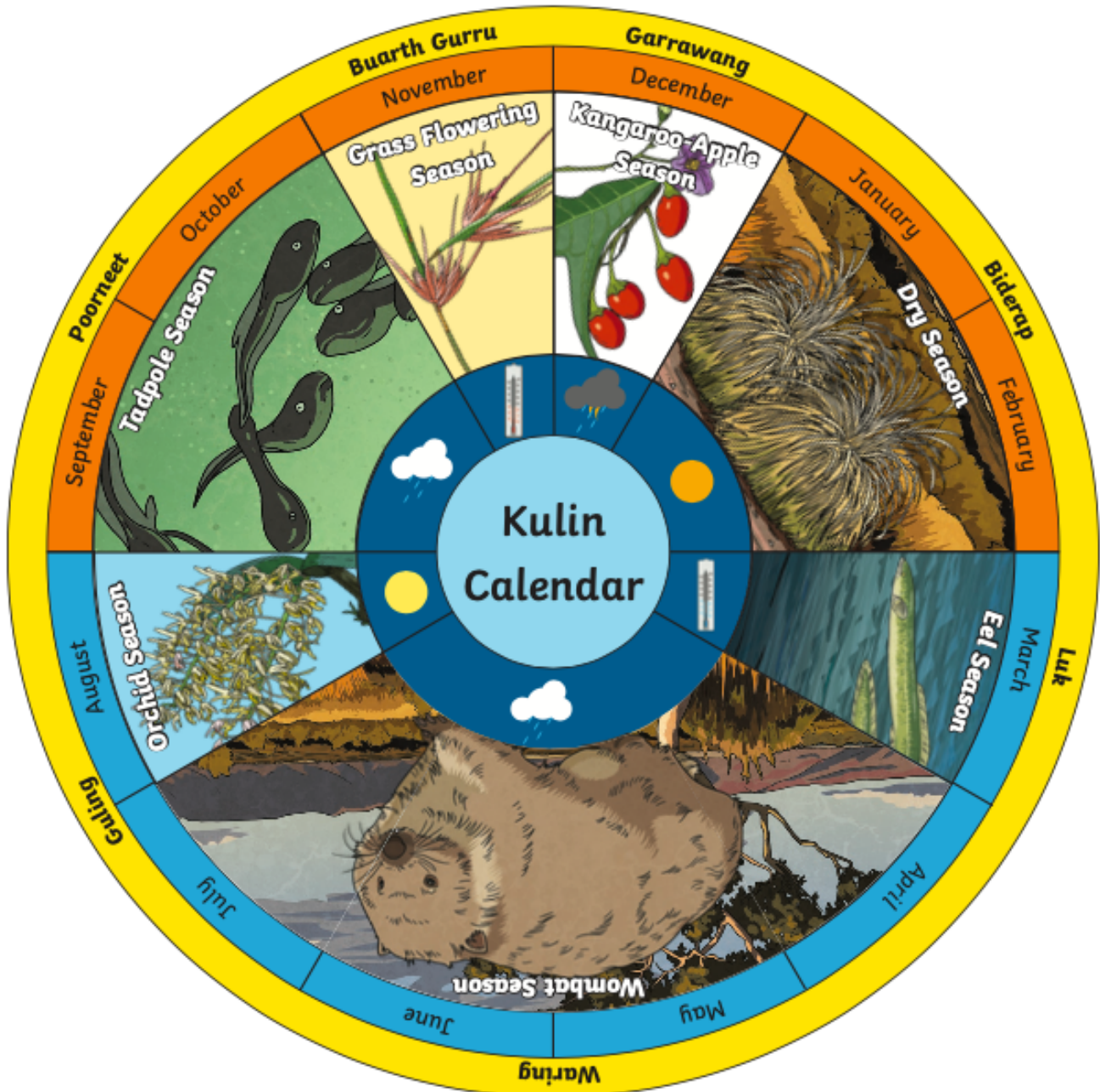
Make sure you submit all 4 videos to your teacher. This is an assessment. An adult can help you record BUT not help you calculate.

Inquiry

Let's look over the Kulin seasons again.


Kulin Seasons

The Kulin nation is a group of five Indigenous Australian language groups located in south central Victoria, Australia. The people of the Kulin nation named seasons to track the weather each year.



Kulin Seasons

The Kulin calendar has seven seasons.
Today, we will look Garrawang.

| Season | Draw a picture to represent this season |
|--|---|
| <p data-bbox="300 405 496 443">Garrawang</p> <p data-bbox="105 450 703 568">Garrawang (Kangaroo Apple Season) occurs in December. It is a stormy season and the weather changes often.</p> <p data-bbox="124 613 676 696">Fruit begins to appear on Kangaroo Apple (Garrawang) bushes.</p>  | |

Thursday 16th September, 2021

Sport

Week 10 Prep, 1 & 2 Physical Education Remote Learning

Hello Prep, Grade 1 and 2 students, parents and carers,

Here are the Week 10 activities, students can access the websites using a device. Some activities require sports equipment, use something from around the house that would do the same job as the sports equipment. You need a small space to do most of these activities, if you have outdoor space then use that.

PARENTS:



If you don't have access to a digital device or internet, go for a bike ride, walk, little jog, kick to kick with siblings or adults (if weather permits).

UPLOAD ONE OR TWO PHOTOS ON TO THE FOLDER NAMED (Week 8 PE Task)

Students and Parents, please don't hesitate to contact me for any help or support on: heribert.herrera@hestalbanssth.catholic.edu.au

Stay Safe and take care.

Mr. Herrera Physical Education Teacher.

| | | |
|---|---|---|
| <p>Warm-Up 5 Minutes I'm learning to warm-up correctly.</p> <ul style="list-style-type: none"> • <p>Learning Intention: I'm learning to warm-up correctly.</p> | <p>Equipment:</p> <ul style="list-style-type: none"> • Water Bottle • Yoga mat (if you have one) • Space to exercise <p>Warm Up Video: Warm Up with Mr H https://www.youtube.com/watch?v=0hRMoedRAw4&t=20s</p> | |
| <p>Activity or Skill Yoga Sessions Learning Intention:</p> <ul style="list-style-type: none"> • I'm learning to follow instructions and have fun. | <p>ACTIVITY: ★★ SUPER MARIO Video Game Workout 2! Virtual Gym Class Bobo PE</p> <p>https://www.youtube.com/watch?v=Bg877iD8uLw</p> |  |
| <p>Warm-Down Learning Intention:</p> <ul style="list-style-type: none"> • I'm learning to sit still during this five minute meditation. | <p>Warm down: Bobo PE STRETCHING Exercises For Kids 2 PUN Workout 😊</p> <p>https://www.youtube.com/watch?v=p6kXCejy92M</p> |  |

Music

Music Term 3 Week 10

Gr. 1 & 2


IT'S THE END OF THE TERM! YAY!
IT'S TIME FOR A MUSIC QUIZ!


Today, you are going to watch this video.
Can you guess the 5 instruments?

<https://www.youtube.com/watch?v=etEwGnD0-6c>

- 1.
- 2.
- 3.
- 4.
- 5.

Now colour in this cartoon orchestra!





GRADE 1 and 2

Visual Arts Term 3 Week 10

Learning Intentions:

This week we are learning to make a cloud and wrap wool or string around to create a pattern and texture for the winter season.

<https://www.youtube.com/watch?v=1n-v0Kq10aI>

Follow the video to create a bubble cloud made with a piece of cardboard.

For people who don't have cardboard, use a paper plate. If you don't have a plate, just draw the cloud. You will need a thin cardboard, scissors wool or string. Grade 2's Wrap wool around your 3 fingers 8 times, then tie a knot in the centre. Cut through the loops, bring the two ends together, trim, fluff and hang pom poms from the cloud. (Optional)



Term 3 Week 10 Name: _____ Class: _____ Date: _____

Activity 1: Fill in the characters!

中 秋 节 快 乐 !
zhōng qiū jié kuài lè
Happy Mid-Autumn Festival!

Activity 2: colour in the pictures and the characters!

yuè bǐng
月 饼
mooncake



yù tù
玉 兔
Jade rabbit



Digital Technology



Holy Eucharist Catholic Primary School

1a Oleander Drive, St Albans South. VIC 3021

Phone: 8312 0900 Fax: 9366 8192

www.hestalbandsst.catholic.edu.au



Term 3 Weeks 10: Grades Prep - Two DIGITAL TECHNOLOGY/S.T.E.A.M.

Use any items you have around the house to make a robot!

Here are some images that might inspire you.



Rules:

- **DO NOT** buy anything. Use what you have in your house or garden
- You **MUST** use recycled materials (things you would have thrown away like milk cartons, cereal boxes, water bottles etc)
- Be creative
- Give your robot a name
- **YOU MUST HAVE FUN**

When you make your robot, take a photo and upload it to your portfolio on DOJO.

***ALWAYS** include your name and grade on your work.*

Wellbeing



It's **Spring** and the weather is improving, so we can do more activities outside.

Have you ever flown a kite?

Watch this **story** about choosing kites - <https://www.youtube.com/watch?v=m-UZHNa0J88&t=10s>

Watch this video about **how kites fly** - <https://www.youtube.com/watch?v=PWm70j9npfc>


Let's make a simple **DIAMOND** shaped kite -

These are the things you need -


- | | |
|---|--|
| <ul style="list-style-type: none">● Somewhere flat to work● Thin, coloured plastic, like from a plastic shopping bag.● 2 bamboo skewers (about 30cm). Chop off the pointy ends.● Ruler | <ul style="list-style-type: none">● Sticky tape● Black marker, laundry marker or texta.● Scissors● Polyester sewing thread or dental floss, wool or kitchen string. |
|---|--|

These are the steps you follow -


1. Prepare the bamboo sticks, as in the picture -



2. Tie them together with the string, with the cross stick about a third of the way down the main stick.



3. Lay the crossed sticks on the plastic. Use a marker and ruler to draw a diamond shape on the plastic by ruling lines from each point of the cross.



4. Use sticky tape to attach the plastic to the ends of each stick.

5. Tie the kite-string to the crossed sticks.



6. Cut some strips of plastic bag to be the tail.



7. Attach or tie the tail to the bottom of the kite.

8. Take your kite outside to fly it.



We looked at kite-making on these websites -

My Best Kite -

<https://www.my-best-kite.com/kite-for-kids.html>

Instructables -

<https://www.instructables.com/A-Garbage-Bag-Kite/>

and **Wiki-how** -

<https://www.wikihow.com/Make-a-Kite-Out-of-a-Plastic-Bag>

BUT here's an **even simpler kite** you might like to make instead - watch these video instructions -

<https://www.youtube.com/watch?v=WiPpSI257tw>



Someone in your family could **take photos or video** of you making your kite or flying it in the backyard or the park. Upload your photos or videos to CLASS DOJO.

Friday 17th September, 2021

Reading

This is an **ASSESSMENT TASK** - you have to do this task.

Record a video of yourself **reading the book** and upload it onto the **Student Portfolio** on ClassDojo.

Here is what you MUST include/do in your video:

- Go to a quiet space and place your camera down while you record.
- Say the **TITLE** of the book
- Say the **AUTHOR** of the book
- Read with expression!
 - You could practise a few times before filming to make sure that you can read smoothly and can say the words correctly and with expression.



After that, you might like to have a Friday Fun task - This is optional, you don't have to do it.

INSTEAD of SAID

We (your teachers) LOVED how Philip Bunting used many many different words for SAID. He never wrote SAID. Instead, he wrote things like barked, gabbed, whistled, hissed, and whispered.

On the next page is a word search with many different words for SAID. You can complete it if you like.

You can use these words instead of SAID in your writing and when you speak to people.

Name: _____

Words better than said.



Find the speech words from the story.

Q R B C K R J J A S U G S F J B Y D
G A S A W W U N H O W L E D U S A E
R T O Y R A W L C P K A M W G N P X
I T O E I K S H Z N S A I D G O P L
Z L W L T G E H I H W K O R I R E C
Z E T L H X A D R S I Y F A G T D J
L D J E G C Y B Z I P S N F G E V U
E Y W D P R S S B Z E E S I L D Y Y
D L Z W M I I C F E S K R E E M C I
S N A R L E D H J C D Y E E D Z D Z
D Z T N X D I J V L O W R D D O X U
Y R J F R A S P E D V G C A W E D A





BARKED
CAWED
CRIED
GABBED
GIGGLED
GRIZZLED

HISSED
HOWLED
RASPED
RATTLED
SAID
SHRIEKED

SNARLED
SNORTED
WHISPERED
YAPPED
YELLED

Writing

This is a Mad-Lib. This story can be as funny or as sensible as you like. Choose a word from the correct column to complete the story. How creative can you be?

|  |  |  |  |
|---|---|--|---|
| stinky | pretzel | squeaked | trick |
| sweaty | crayon | blasted | flip |
| hunky | clown | fainted | flush |
| tiny | flea | slimed | freeze |

The Troll Under the Bridge

One day, a _____ wanted to cross a bridge over a pond.

Under that bridge lived a _____ and _____

troll. Stamp, stomp, stamp. He _____ over the bridge.

“Who tramps over my bridge?” yelled the troll. “Stop or I will

_____ you!” But he had already crossed the bridge.

On the next day, a sleepy _____ wanted to cross the

bridge. Stamp, stomp, stamp. He _____ over the bridge.

“Who tramps over my bridge?” yelled the troll. “Stop or

I will _____ you! Oh, never mind.

Nobody listens to me anyway!” And with that,

the troll _____ away.



Maths

Warm up

Complete the patterns:



Identify the number pattern and fill in the missing numbers.

| | | | | | | | | | | |
|----|---|---|---|---|----|--|--|--|--|--|
| 1) | 2 | 4 | 6 | 8 | 10 | | | | | |
|----|---|---|---|---|----|--|--|--|--|--|

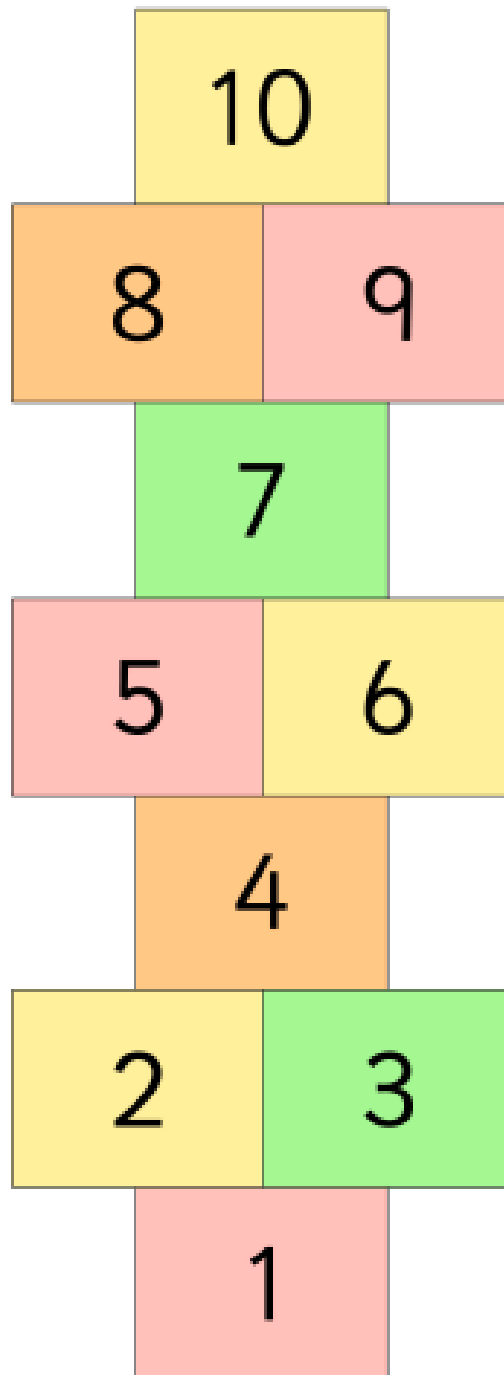
| | | | | | | | | | | |
|----|----|----|----|----|----|--|--|--|--|--|
| 2) | 17 | 19 | 21 | 23 | 25 | | | | | |
|----|----|----|----|----|----|--|--|--|--|--|

Maths

Fun game to play with your family

Activity: Create your own hopscotch

1. Draw this hopscotch on a piece of paper.
2. Each person takes turns to throw their coin, counter or stone onto the hopscotch. Then add, subtract or multiply the numbers before you hop.



Religion

The Lord's Prayer (Our Father) is a special prayer that we learn at school. It is a prayer we use during the Sacrament of Penance (Reconciliation).

You have 2 choices for this activity:

| | |
|---|--|
| <p>Option 1:</p> <p>Make a poster of the The Lord's Prayer</p> <p>Make sure you have all the words correct and decorate it as nicely as you can.</p> | <p>Option 2:</p> <p>Record a video of you saying The Lord's Prayer out loud.</p> <p>Remember to speak loudly and clearly.</p> |
|---|--|



Our Father

Our Father, Who art in heaven, Hallowed be Thy Name. Thy Kingdom come. Thy Will be done, on earth as it is in Heaven. Give us this day our daily bread. And forgive us our trespasses, as we forgive those who trespass against us. And lead us not into temptation, but deliver us from evil. Amen.