



Holy Eucharist Catholic Primary School

1a Oleander Drive, St Albans South. VIC 3021

Phone: 8312 0900 Fax: 9366 8192

www.hestalbandsst.catholic.edu.au


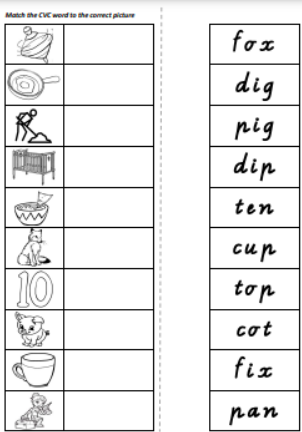
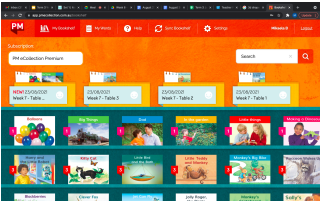




Grade Prep

Remote Learning Pack

Week Beginning –
Monday 13th September 2021

Term 3 Week 10 2021

September 13th	September 14th	September 15th	September 16th	September 17th
Monday	Tuesday	Wednesday	Thursday	Friday
<p>READING Watch:</p> <p>▶ ABC Phonics Song with... Practise your letter sounds.</p> <p>Read a story from Sunshine Online https://www.sunshineonline.com.au/</p> <p>Login Details Username: heps3021 Password: heps3021</p> 	<p>READING Watch:</p> <p>▶ Everybody's Reading ...</p> <p>Worksheet - Match the CVC word to the correct picture.</p> 	<p>READING</p> <p>Read a story from the PM Collection.</p> <p>https://app.pmeollection.com.au/login</p> <p>Draw a picture of your favourite part of the story.</p> <p>'My favourite part is when...'</p> 	<p>READING</p> <p>Worksheet - Read and Draw</p> <p>Read the sentence and draw a matching picture.</p> 	<p>READING</p> <p>Practise reading and spelling your words in your green folder.</p> <p>Read the story "It's Ok To Feel the Way You Do" from Story Box Library. https://storyboxlibrary.com.au/stories/its-ok-to-feel-the-way-you-do</p> <p>Login Details Username: heps3021 Password: heps3021</p> 

WRITING
Recount
Watch -

▶ **On The Weekend (week...**

Write a recount about your weekend. Remember to include, where, who and what happened.

E.g.

On the weekend I went for a bike ride with my family to the park.

WRITING
Creative Writing

Draw and write about what you would do if you had a unicorn using the sentence starter.



"If I had a unicorn..."

You are encouraged to write more than one sentence if you can!

WRITING
Creative Writing

Draw and write about what could be in the cave using the sentence starter.



"In the cave, I saw..."

You are encouraged to write more than one sentence if you can!

WRITING
Creative Writing

Draw and write about what you would do if you had a treehouse using the sentence starter.



"If I had a treehouse..."

You are encouraged to write more than one sentence if you can!

WRITING

Draw and write about your favourite food using the sentence starter.



"My favourite food is..."

You are encouraged to write more than one sentence if you can!

Parents please let your child attempt to spell the words on their own. We encourage children to have a go and learn from their mistakes. Please do not tell them how to spell the words, only prompt them to stretch out the word and write the letters/sounds they can hear. Making mistakes is OK! It is how we learn.


Break

MATHS
Watch -

▶ **Move and Add, Add an...**

Worksheet - Colour by Addition

Colour in the picture by adding the sums together and using the key to show you which colour to use.




MATHS
Watch -

▶ **Rock and Tell the Time o...**

Worksheet - Make your own clock

Colour the hands of the clock and cut out the hands and the face of the clock. Use a paper fastener to attach the hands to the face. Glue the face onto a paper plate.



DIGITAL TECHNOLOGY

Complete the activity posted by Ms Faraj.

Holy Eucharist Catholic Primary School
15a Chesham Drive, St Albans Road, VIC 3021
Phone: 031 9551 Fax: 0300 6112
www.holyeucharist.vic.edu.au

Term 3 Weeks 10: Grades Prep - Two
DIGITAL TECHNOLOGY/S.T.E.A.M.

Use any items you have around the house to make a robot!
Here are some images that might inspire you.

Rules:

- DO NOT buy anything. Use what you have in your house or garden.
- You MUST use recycled materials (things you would have thrown away like milk cartons, cereal boxes, water bottles etc).
- Be creative.
- Give your robot a name.
- YOU MUST HAVE FUN!

When you make your robot, take a photo and upload it to your portfolio on D2Q.

ALWAYS include your name and grade on your work.

MATHS
Watch -

▶ **There Was a Monkey! (...)**

Worksheet - Fruit Subtraction

Look at the number sentence and use the pictures to help you find the answer.

Fruit Subtraction

Name: _____

5 - 3 = 2	7 - 4 = <input type="text"/>
10 - 3 = <input type="text"/>	8 - 2 = <input type="text"/>
9 - 5 = <input type="text"/>	6 - 3 = <input type="text"/>
10 - 5 = <input type="text"/>	4 - 2 = <input type="text"/>


MATHS
Watch

▶ **3D Shapes Song For Ki...**

Let's make a shape monster!

Use different 2D and 3D shapes to build a monster. You can draw your monster or take a photo of your creation.

For example,



Break

CHINESE AND MUSIC

Complete the activities posted by Miss Sun and Mr O'Bree.



Music Term 3 Week 10 PREP

IT'S THE END OF THE TERM! YAY!
IT'S TIME FOR A MUSIC QUIZ!


Today, you are going to watch this video and guess the instruments!
<https://www.youtube.com/watch?v=of5dwbkKwfy>

Draw and colour your favourite instrument.



ART AND SPORT

Complete the activities posted by Mrs Hickey and Mr Herrera.



HOLY EUCHARIST SCHOOL
1A Chander Drive St Albans South
VIC 3021

Week 10 Prep, 1 & 2 Physical Education Remote Learning PREP

Hello Prep, Grade 1 and 2 students, parents and carers,

Here are the Week 10 activities, students can access the websites using a device. Some activities require sports equipment, use something from around the house that would do the same job as the sports equipment. You need a small space to do most of these activities, if you have outdoor space then use that.

PARENTS:

If you don't have access to a digital device or internet, go for a bike ride, walk, sit on a park bench with siblings or adults (if weather permits).

UPLOAD ONE OR TWO PHOTOS ON TO THE FOLDER NAMED (Week 8 PE Task)

Students and Parents, please don't hesitate to contact me for any help or support on loribect.herrera@hcaebusneth.catholic.edu.au

Stay safe and take care.

Ms Herrera Physical Education Teacher.

Warm-Up 5 Minutes

I'm learning to warm-up correctly.

or

Learning Intention:


I'm learning to warm-up correctly.

WARM UP WITH MR. HERRERA

INQUIRY Worksheet - Trees In All Seasons

Use colour pencils/ textas/ crayons etc. to draw what the trees will look like in different seasons.

For example, summer will have green leaves, autumn will have orange/ red leaves, winter will have snow and spring will have flowers.



RELIGION

Pope Francis wrote a letter that says "the earth is God's gift to us. It is full of beauty and wonder; and it belongs to everyone."

Watch

The Butterfly Song (With ...)

What part of God's Creation are you thankful for?

Write a thank you prayer using the sentence starter.

"Thank you God for...."

Students draw a picture to match their prayer.

Last Day of Term 3 Students finish at 2pm


Your teachers are proud of each and everyone of you.

Stay safe and have a lovely break!



Name: _____

Adding to 20



Color by Addition

- | | | |
|-------------|-------------|------------|
| 11 - BLACK | 14 - YELLOW | 17 - GREEN |
| 12 - RED | 15 - BROWN | 18 - BLUE |
| 13 - PURPLE | 16 - ORANGE | 20 - PEACH |
- *YOU CAN CHOOSE COLORS FOR ANY EMPTY SPACES

School is in Session!



Activity 1: Colour in the characters and the picture!

zhōng qiū jié kuài lè

中秋节快乐!



Happy Mid-Autumn Festival!

Music Term 3 Week 10

PREP


IT'S THE END OF THE TERM! YAY!

IT'S TIME FOR A MUSIC QUIZ!











Today, you are going to watch this video and guess
the instruments!

<https://www.youtube.com/watch?v=oFdnwRkWyfw>

Draw and colour your favourite instrument.



Match the CVC word to the correct picture

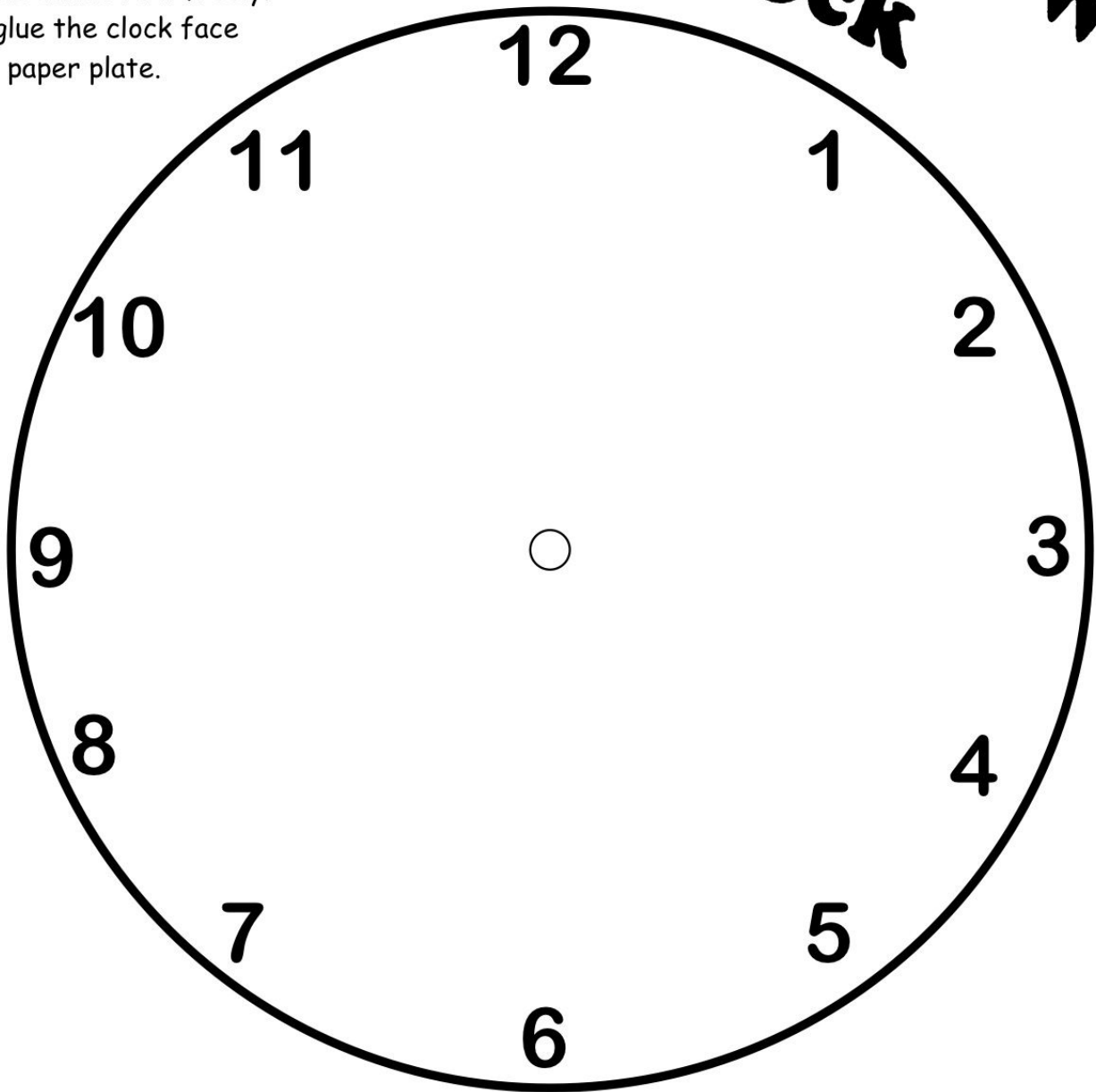
	
	
	
	
	
	
	
	
	
	

<i>fox</i>
<i>dig</i>
<i>pig</i>
<i>dip</i>
<i>ten</i>
<i>cup</i>
<i>top</i>
<i>cot</i>
<i>fix</i>
<i>pan</i>

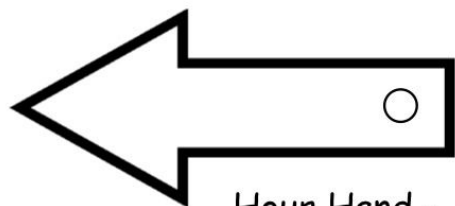
Make Your Own Clock

Directions:

Color the hands of the clock. Cut out the hands and clock face. Use a paper fastener to attach the hands to the face. Make sure the hands turn freely. Then glue the clock face onto a paper plate.



Minute Hand -
Color Red



Hour Hand -
Color Blue



Holy Eucharist Catholic Primary School

1a Oleander Drive, St Albans South. VIC 3021

Phone: 8312 0900 Fax: 9366 8192

www.hestalbanssth.catholic.edu.au



Grade Prep

Learning Intentions: This week we are learning to make an easy winter snowflake with paper

<https://www.youtube.com/watch?v=o2l0b-0sJLI>

Follow this video for directions

You will need A4 paper

Pencil

Scissors

Coloured card

Cut your A4 paper into a square with the scissors



Fold it as a giant triangle,



Fold in half to make a triangle



Fold it again in another half to make a smaller triangle.



Take a pencil and draw triangles or rounds all around the edges of the paper with the scissors or just cut small triangles all around the edges of the triangle

Open, and you will see a magical winter snowflake.





HOLY EUCHARIST SCHOOL

1A Oleander Drive St Albans South

Ph: 8312-0900



Week 10 Prep, 1 & 2 Physical Education Remote Learning

Hello Prep, Grade 1 and 2 students, parents and carers,

Here are the Week 10 activities, students can access the websites using a device. Some activities require sports equipment, use something from around the house that would do the same job as the sports equipment. You need a small space to do most of these activities, if you have outdoor space then use that.

PARENTS:

If you don't have access to a digital device or internet, go for a bike ride, walk, little jog, kick to kick with siblings or adults (if weather permits).



UPLOAD ONE OR TWO PHOTOS ON TO THE FOLDER NAMED (Week 8 PE Task)

Students and Parents, please don't hesitate to contact me for any help or support on: heribert.herrera@hestalbandsstc.catholic.edu.au

Stay Safe and take care.

Mr. Herrera Physical Education Teacher.

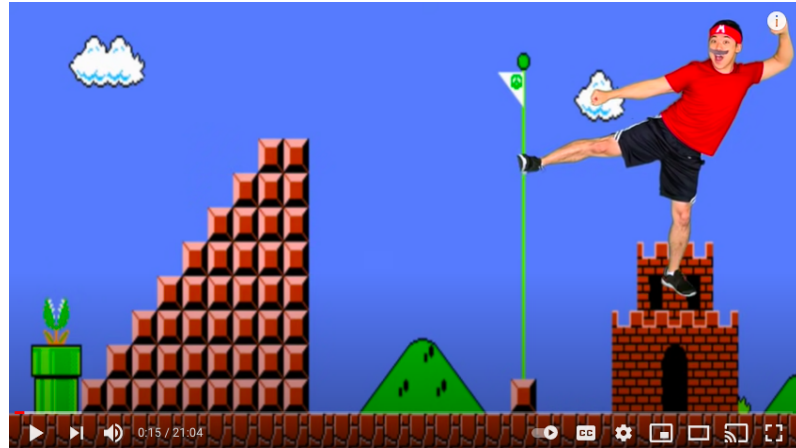
<p>Warm-Up 5 Minutes I'm learning to warm-up correctly.</p> <ul style="list-style-type: none"> • <p>Learning Intention: I'm learning to warm-up correctly.</p>	<p>Equipment:</p> <ul style="list-style-type: none"> • Water Bottle • Yoga mat (if you have one) • Space to exercise <p>Warm Up Video: Link: Warm Up with Mr H</p> <div data-bbox="532 1535 1297 1923" style="background-color: black; color: white; text-align: center; padding: 20px;"> <p>WARM UP WITH MR. HERRERA</p> </div>
---	---

Activity or Skill
Yoga Sessions

Learning Intention:

- I'm learning to follow instructions and have fun.

ACTIVITY Link: [☆☆ SUPER MARIO Video Game Workout 2! Virtual Gym Class | Bobo PE](#)



Warm-Down

Learning Intention:

- I'm learning to sit still during this five minute meditation.

Warm down:
Link: [Bobo PE | STRETCHING Exercises For Kids 2 | PUN Workout](#)





Term 3 Weeks 10: Grades Prep - Two DIGITAL TECHNOLOGY/S.T.E.A.M.

Use any items you have around the house to make a robot!

Here are some images that might inspire you.





Rules:

- **DO NOT** buy anything. Use what you have in your house or garden
- You **MUST** use recycled materials (things you would have thrown away like milk cartons, cereal boxes, water bottles etc)
- Be creative
- Give your robot a name
- **YOU MUST HAVE FUN**

When you make your robot, take a photo and upload it to your portfolio on DOJO.

ALWAYS include your name and grade on your work.

Trees In All Seasons



Name : _____



READ AND DRAW

Read the sentence.

That is our train.

Let's draw!

Read the sentence.

I saw a big bus.

Let's draw!

Read the sentence.

My dad has a red car.

Let's draw!


Read the sentence.

My dad has a big truck.


Let's draw!

Fruit Subtraction


Teach **THIS**




Name: _____




$$5 - 3 = \square$$



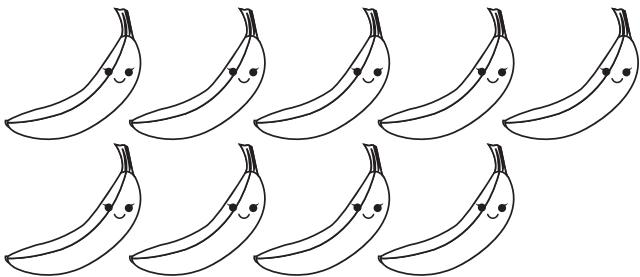
$$7 - 4 = \square$$




$$10 - 3 = \square$$




$$8 - 2 = \square$$



$$9 - 5 = \square$$



$$6 - 3 = \square$$



$$10 - 5 = \square$$



$$4 - 2 = \square$$