



Holy Eucharist Catholic Primary School

1a Oleander Drive, St Albans South. VIC 3021

Phone: 8312 0900 Fax: 9366 8192

www.hestalbanssth.catholic.edu.au



Grade 1





Remote Learning Pack




Week Beginning - Monday 4th October 2021

Grade 1 - Term 4 Week 1 Remote Learning

Name: _____ Grade 1 _____

****Zoom session at 1pm daily unless your teacher is on-site. Check if your teacher has posted a Zoom link on your Class Story on ClassDojo.**

Term 4 Week 1	Literacy (45-60 minutes)	Numeracy (30-45 minutes)	Additional Learning Areas (30-45 minutes)
Monday 04/10/2021	<p><u>Reading</u></p> <p>Log on and select a book on Story Box Library</p>  <p>https://storyboxlibrary.com.au/</p> <p><u>Log in details:</u> <u>Username:</u> heps3021 <u>Password:</u> heps3021</p> <p>Log on to PM eCollection using your individual login details (provided by your teacher) and select a book to read</p>  <p>https://app.pmeollection.com.au/</p> <p>**Today you are to write a Book Review about the book you have read.</p> <p>(**Refer to page 1)</p>  <p>***You may be asked by your teacher later this week to share your book response on a Zoom session :-)</p>	<p><u>Number</u></p> <p>Hundreds Board Mystery Picture 16</p> <p>** (Refer to page 2)</p> <p>Colour in the number squares the correct colour based on the addition problems above the chart.</p> <p>What mystery picture did you make?</p>	<p><u>Well-Being</u></p> <p>Mindsets</p> <p>Watch this episode of Mojo Dojo 'Growth Mindset for Students' (2:35).</p>  <p>Click the YouTube link (Growth Mindset for Students: Episode 1/5) https://www.youtube.com/watch?v=2zrtHt3bBmQ</p> <p>In the YouTube episode, Mojo learns about working to get smarter.</p> <p>Write down and draw a picture of something you never used to be able to do, but now you can?</p> <p>Trying new things can be fun. What's something you would like to be able to do, but can't yet?</p> <p><u>For example:</u> Do a handstand Whistle Hop across a room Play an instrument Make a cake Or something else...?</p> <p>Draw a picture of yourself doing this new thing.</p> <p>Write 2-3 sentences about how you feel when you work hard to learn a new thing.</p>

	<p style="text-align: center;"><u>Writing</u></p> <p>Holiday Recount</p> <p>In an exercise book or on a sheet of paper, write a recount about what you did during the term holidays.</p> <p>Be sure to write an appropriate title for your recount. Include who, what, when and where. Make sure you sequence the events of your recount in order.</p> <p>Draw a picture to go with your recount.</p>	<p style="text-align: center;"><u>Sharing Equally</u></p> <p>Watch the Numberjacks episode “Fair Shares” (S1E32) (14:05) on:</p> <p>https://www.youtube.com/watch?v=W_eXTDYS3E-4</p>  <p>What did you learn about sharing equally? Can you write and draw about some examples of fair sharing that you watched in the video?</p>	
<p>Tuesday 05/10/2021</p>	<p style="text-align: center;"><u>Reading</u></p> <p>Log on and select a book on Story Box Library</p>  <p>https://storyboxlibrary.com.au/</p> <p><u>Log in details:</u> Username: heps3021 Password: heps3021</p> <p>Log on to PM eCollection using your individual login details (provided by your teacher) and select a book to read</p>  <p>https://app.pmecollection.com.au/</p> <p>**Talk to a family member about what you have read today.</p>	<p style="text-align: center;"><u>Number</u></p> <p>Hundreds Board Mystery Picture 17</p> <p>**<i>(Refer to page 3)</i></p> <p>Colour in the number squares the correct colour based on the subtraction problems above the chart.</p> <p>What mystery picture did you make?</p>	<p style="text-align: center;"><u>Specialists</u></p> <p>Complete your Specialist Activities for:</p> <p>Art LOTE (Chinese) Sport Music Digital Technology</p> <p>**<i>(Refer to pages 4-9).</i></p>

Wednesday
06/10/2021

Reading

Log on and select a book on Story Box Library



<https://storyboxlibrary.com.au/>

Log in details:

Username: heps3021

Password: heps3021

Log on to PM eCollection using your individual login details (provided by your teacher) and select a book to read



<https://app.pmeollection.com.au/>

****Talk to a family member about what you have read today.**

Number

Hundreds Board Mystery Picture 18

**** (Refer to page 10)**

Colour in the number squares the correct colour based on the addition problems above the chart.

What mystery picture did you make?

Religion

The story of the lost sheep

<https://www.youtube.com/watch?v=azTzzZWK1sk>

'Turn and Talk' to someone in your family and discuss the below question,


1. Who do you turn to when you are scared?
2. What is Jesus trying to teach us?

Complete the sequencing activity of the story 'The Lost Sheep'. Read each part of the story and paste this to the matching picture.

**** (Refer to page 12)**

The Lost Sheep

Can you match the text to the pictures and stick them in the correct order? Check you have the story set out properly before you stick it down.



The Lost Sheep

The shepherd was very worried and went out to look for his lost sheep.	The shepherd was so happy, he threw a party to celebrate!	A shepherd had 100 sheep. He cared for them very much and made sure no animals came to attack them.
Every evening he took them back to the sheep fold and counted them. One evening he only counted 99.	Finally, he found it! It had got trapped amongst some rocks.	The shepherd carried his sheep home and made sure it was safe.

Writing



Write 2-3 sentences about what is the best way to celebrate your birthday and why?

Complete the sentence starter:

The best way to celebrate my birthday is.....

Draw a picture of you celebrating your birthday.

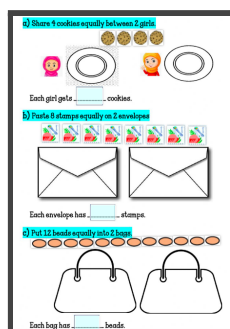
Sharing Equally

Play the **Fair Shares** game on <https://pbskids.org/curiousgeorge/bu syday/dogs/>

You will need to share the treats between the two dogs so that each dog gets an equal amount of treats.

Complete the **Sharing Between 2** worksheet

**** (Refer to page 11)**



Thursday
07/10/2021

Reading

Log on and select a book on Story Box Library



<https://storyboxlibrary.com.au/>

Log in details:

Username: heps3021

Password: heps3021

Log on to PM eCollection using your individual login details (provided by your teacher) and select a book to read



<https://app.pmeollection.com.au/>

****Talk to a family member about what you have read today.**

Number

Hundreds Board Mystery Picture 19

**** (Refer to page 15)**

Colour in the number squares the correct colour based on the subtraction problems above the chart.

What mystery picture did you make?

Religion

In the month of October we are going to learn the 'Rosary' together.

Watch the video below to learn 'Why?', we learn the Rosary.

<https://www.youtube.com/watch?v=i7vOUP0LU4>


Colour in the Mysteries of the Rosary worksheet.

**** (Refer to page 17)**



Complete the 'Mysteries of the Rosary' word find, to learn new and exciting words!

**** (Refer to page 18)**



Editing

There are eight sentences which have been written incorrectly. You will need to rewrite them using the correct spelling and punctuation.

Complete the 'Fathers Day Editing Worksheet'

**** (Refer to page 13)**

Father's Day Editing

There are eight sentences which have been written incorrectly. Rewrite them using the correct spelling and punctuation.

1. further's Day is speshel

2. I have funn with mi dadd

3. I reed with mi daf

4. mi dad teaches me how too look

5. mi dadd tellz joks

6. I giv my dad a kard

7. I look him brekfest

8. we hav fun on further's daf



Sharing Equally

Emma is having a birthday party. She wants everyone to enjoy themselves. Draw lines to share the birthday treats equally between Emma and her friends, Sam and Ben.

Complete the **Sharing Is Caring** worksheet

**** (Refer to page 16)**



List the birthday treats each child received.

Handwriting

**** (Refer to page 14)**

	<p>Complete the handwriting page. You will need to complete the last sentence.</p>		
<p>Friday 08/10/2021</p>	<p style="text-align: center;"><u>Reading</u></p> <p>Log on and select a book on Story Box Library</p> <div data-bbox="300 353 475 488" data-label="Image"> </div> <p>https://storyboxlibrary.com.au/</p> <p><u>Log in details:</u> <u>Username:</u> heps3021 <u>Password:</u> heps3021</p> <p>Log on to PM eCollection using your individual login details (provided by your teacher) and select a book to read</p> <div data-bbox="335 884 454 1003" data-label="Image"> </div> <p>https://app.pmeollection.com.au/</p> <p>**Talk to a family member about what you have read today.</p>	<p style="text-align: center;"><u>Number</u></p> <p>Hundreds Board Mystery Picture 20</p> <p>**<i>(Refer to page 19)</i></p> <p>Colour in the number squares the correct colour based on the addition problems above the chart.</p> <p>What mystery picture did you make?</p>	<p style="text-align: center;"><u>Inquiry</u></p> <p>Story name: 'Let's Celebrate' Written by: Kate De Palma Illustrated by: Martina Peluso Watch the story be read to! https://www.youtube.com/watch?v=p_m08u0gtkJs</p> <p>Complete the Celebrations 'Mind Map' with a family member. **<i>(Refer to page 21)</i></p> <div data-bbox="1136 645 1508 869" data-label="Image"> </div>
	<p style="text-align: center;"><u>Creative Writing</u></p> <div data-bbox="231 1265 619 1417" data-label="Image"> </div> <p>Write a short story about something that made you laugh.</p> <p><u>For example:</u> I could not stop laughing. Every time I hear the word 'dance' I begin to laugh to myself. My brother Jack wanted me to teach him how to dance because he was having a dance party at school. I tried to teach him some dance moves. Jack practised the dance moves everyday.</p> <p>One afternoon while he was practising the dance moves, in his bedroom, I heard a BIG bang! Jack had tripped over his own feet and</p>	<p style="text-align: center;"><u>Sharing Equally</u></p> <p>Complete the Sharing Equally worksheet **<i>(Refer to page 20)</i></p> <div data-bbox="646 1433 1029 1713" data-label="Image"> </div> <p><u>Challenge:</u></p> <p>You have been sent a box of 12 cupcakes. Can you share them equally between all the members of your family? How many cupcakes will each person get? Are there any leftover cupcakes? Draw and label a picture to show your responses.</p>	

	<p>landed on his bedroom floor. I quickly ran upstairs to check on him. As I opened his bedroom door, Jack was ok, but I burst out laughing. Jack had landed in his pile of soft toys and all you could see was his head, poking out.</p> 		
--	---	--	--

Name: _____ Date: _____

BOOK REVIEW



The book I am reviewing is: _____

The author of this book is: _____

The illustrator of this book is: _____

Rate the book by colouring in stars to show how much you liked it:



Why did you choose this rating?

Write one sentence to tell what the book is about:

Draw a picture of your favourite part of the story:

A large, empty rectangular box with a black border, intended for drawing a picture of a favorite part of the story.

Mystery Picture 16

Black:

(22 + 22), (33 + 14)

Green:

(0 + 1), (1 + 1), (3 + 0), (2 + 2), (4 + 1), (3 + 3), (5 + 2), (4 + 4), (3 + 6), (5 + 5), (9 + 2), (6 + 6), (11 + 8), (13 + 7), (15 + 6), (15 + 15), (12 + 19), (35 + 5), (20 + 21), (25 + 25), (50 + 1), (20 + 40), (41 + 20), (30 + 40), (11 + 60), (41 + 39), (41 + 40), (13 + 71), (17 + 70), (45 + 45), (30 + 61), (17 + 77), (16 + 81), (55 + 45)

Pink:

(7 + 6), (14 + 0), (8 + 7), (7 + 9), (10 + 7), (9 + 9), (11 + 11), (10 + 13), (11 + 13), (18 + 7), (15 + 11), (3 + 24), (12 + 16), (20 + 9), (16 + 16), (17 + 18), (17 + 19), (15 + 24), (13 + 29), (9 + 36), (10 + 36), (33 + 16), (12 + 40), (18 + 35), (29 + 25), (15 + 40), (28 + 28), (27 + 30), (16 + 42), (26 + 33), (31 + 31), (18 + 45), (8 + 56), (18 + 47), (28 + 38), (38 + 29), (48 + 20), (58 + 11), (36 + 36), (70 + 3), (16 + 58), (6 + 69), (38 + 38), (70 + 7), (61 + 17), (51 + 28), (31 + 51), (23 + 60), (43 + 42), (33 + 53), (44 + 44), (29 + 60), (46 + 46), (50 + 43), (20 + 75), (48 + 48), (55 + 43), (28 + 71)

1	2	3	4	5	6	7	8	9	10
11	12	13	14	15	16	17	18	19	20
21	22	23	24	25	26	27	28	29	30
31	32	33	34	35	36	37	38	39	40
41	42	43	44	45	46	47	48	49	50
51	52	53	54	55	56	57	58	59	60
61	62	63	64	65	66	67	68	69	70
71	72	73	74	75	76	77	78	79	80
81	82	83	84	85	86	87	88	89	90
91	92	93	94	95	96	97	98	99	100

Mystery Picture 17

Yellow:

(10 - 6), (triangle pointing upwards), (15 - 1), (90 - 66), (34 - 0), (70 - 28), (45 - 2), (55 - 11), (90 - 45), (55 - 9), (94 - 47), (61 - 13), (59 - 10), (79 - 27), (61 - 8), (81 - 27), (95 - 40), (100 - 44), (72 - 15), (63 - 5), (81 - 22), (84 - 21), (100 - 36), (90 - 25), (77 - 11), (67 - 0), (71 - 3), (80 - 6), (100 - 25), (95 - 19), (99 - 22), (100 - 15), (95 - 9)

Purple:

(14 - 7), (triangle pointing upwards), (25 - 8), (40 - 13), (40 - 3)

Blue:

(22 - 16), (triangle pointing upwards), (24 - 8), (30 - 4), (46 - 10)

Black:

(21 - 12), (triangle pointing upwards), (88 - 69), (60 - 31), (60 - 21)

Red:

(12 - 10), (triangle pointing upwards), (20 - 8), (42 - 20), (64 - 32)

Green:

(16 - 11), (triangle pointing upwards), (85 - 70), (50 - 25), (45 - 10), (71 - 9), (81 - 12), (100 - 28), (91 - 18), (79 - 1), (82 - 3), (91 - 9), (88 - 5), (97 - 13), (95 - 8), (92 - 4), (92 - 3), (96 - 4), (100 - 7), (94 - 0), (99 - 4), (98 - 2), (100 - 3), (100 - 2), (99 - 0)

Orange:

(6 - 3), (triangle pointing upwards), (30 - 17), (52 - 29), (70 - 37)

Brown:

(11 - 3), (triangle pointing upwards), (30 - 12), (50 - 22), (50 - 12)

1	2	3	4	5	6	7	8	9	10
11	12	13	14	15	16	17	18	19	20
21	22	23	24	25	26	27	28	29	30
31	32	33	34	35	36	37	38	39	40
41	42	43	44	45	46	47	48	49	50
51	52	53	54	55	56	57	58	59	60
61	62	63	64	65	66	67	68	69	70
71	72	73	74	75	76	77	78	79	80
81	82	83	84	85	86	87	88	89	90
91	92	93	94	95	96	97	98	99	100



Holy Eucharist Catholic Primary School

1a Oleander Drive, St Albans South. VIC 3021

Phone: 8312 0900 Fax: 9366 8192

www.hestalbanssth.catholic.edu.au



Grades 1 and 2

Learning Intentions: We are learning to make flowers and streamers to celebrate how our families or people celebrate happy times.

Watch the video to get ideas:

<https://www.youtube.com/watch?v=7LZlO9CzBw> Grade 2

Materials you will need:

Coloured strips (use white strips, colour with coloured pencils if you haven't got coloured paper)

Glue

String

GRADE 2



GRADE 1



<https://www.youtube.com/watch?v=cDKPd1hZKbQ>

Watch this video to get some ideas

Materials needed:

A4 coloured paper cut in half lengths to fan fold

Scissors and glue

Name: _____

Class: _____










Date: _____

1	2	3	4	5	6	7	8	9	10
一	二	三	四	五	六	七	八	九	十

Counting Jellybeans

Count the jellybeans and color how many.



	十		十七		十四
	十三		十六		十五
	十二		十八		十三
	十九		十五		十
	十八		十四		十五
	十七		十二		十一
	十九		十八		十三
	二十		十五		十二
	十六		十六		十



Week 1 Physical Education TASK Prep, 1 & 2 Remote Learning

Hello Prep, Grade 1 and 2 students, parents and carers,

Here are the Week 1 activities, students can access the websites using a device. Some activities require sports equipment, use something from around the house that would do the same job as the sports equipment. You need a small space to do most of these activities, if you have outdoor space then use that.

PARENTS:

If you don't have access to a digital device or internet, go for a bike ride, walk, little jog, kick to kick with siblings or adults (if weather permits).



UPLOAD ONE OR TWO PHOTOS ON TO THE FOLDER NAMED (Week 1 PE Task)

Students and Parents, please don't hesitate to contact me for any help or support on:
heribert.herrera@hestalbanssth.catholic.edu.au

Warm-Up 5 Minutes
I'm learning to warm-up correctly.

-

Learning Intention:
I'm learning to warm-up correctly.




Equipment:

- Water Bottle
- Yoga mat (if you have one)
- Space to exercise

Warm Up Video:

Link: [Warm up With Mr. H V1](#)

**WARM-UP WITH
MR.H**

	Warm up with Mr. Herrera
Activity or Skill Yoga Sessions Learning Intention: <ul style="list-style-type: none"> I'm learning some basic taekwondo moves. 	ACTIVITY Link:  Taekwondo VIDEOGAME Workout! Bobo PE Fitness Challenge 
Warm-Down Learning Intention: <ul style="list-style-type: none"> I'm learning to stretch correctly after my activity. 	Warm down: Link: Brain Break: Stretching 

Stay Safe and take care.

Mr. Herrera Physical Education Teacher.

Music Term 4 Week 1


Gr. 1 & 2

Welcome back to Term 4!

Today you are going to play with sound. Click on the link and try all the different activities.

<https://musiclab.chromeexperiments.com/>

Draw me a picture of your favourite activity you did in the 'musiclab'

A large empty rectangular box with a thin black border, intended for a student to draw their favorite activity from the 'musiclab' website.



Term 1 Weeks 1: Grades Prep & One

DIGITAL TECHNOLOGY: e-Safety

1. Watch the video about Cyberbullying - You're not alone.

In this video Hector and his friends celebrate being good digital citizens and help their good friend Ming to deal with a cyberbully. The link to the video - <https://vimeo.com/113869728>

2. With the help of parents/carers, answer these questions:

- How would Ming feel about the altered photo that made fun of her?
- How would Ming feel about that photo being sent to many other people?
- What could Hector and his friends do to help Ming?
- What did Brooke and Bella do when they realised they had hurt Ming's feelings?
- Can you think of a time when you felt sad and someone helped you feel better?

3. Finally: Complete the image below

- On the T-Shirt, write 3 positive words you can use to describe yourself. For example, brave, smart, helpful, loyal.
- Draw your face and colour in the picture
- Write your name in the speech bubble.



Mystery Picture 18

Green:

(11 + 60), (36 + 36), (16 + 58), (30 + 46), (61 + 17), (41 + 39), (41 + 40), (31 + 51), (13 + 71), (33 + 53), (44 + 44), (45 + 45), (30 + 61), (11 + 81), (90 + 3), (17 + 77), (20 + 75), (48 + 48), (16 + 81), (55 + 43), (28 + 71), (55 + 45)

Blue:

(0 + 1), (1 + 1), (3 + 0), (2 + 2), (4 + 1), (3 + 3), (5 + 2), (4 + 4), (3 + 6), (5 + 5), (7 + 9), (10 + 7), (9 + 9), (11 + 8), (15 + 11), (3 + 24), (12 + 16), (14 + 15), (25 + 25), (20 + 40), (41 + 20), (31 + 31), (30 + 40)

Yellow:

(9 + 2), (8 + 7), (10 + 13), (15 + 15), (16 + 16), (13 + 21), (17 + 19), (21 + 16), (19 + 19), (15 + 24), (35 + 5), (13 + 29), (13 + 30), (22 + 22), (23 + 23), (33 + 14), (23 + 25), (33 + 16), (28 + 28), (27 + 30), (16 + 42), (26 + 33), (18 + 45), (8 + 56), (18 + 47), (28 + 38), (38 + 29), (38 + 29), (48 + 20), (60 + 9), (26 + 47), (6 + 69), (60 + 17), (51 + 28), (23 + 60), (43 + 42), (17 + 70), (29 + 60)

Black:

(20 + 13)

Orange:

(6 + 6), (7 + 6), (14 + 0), (13 + 7), (15 + 6), (18 + 7), (12 + 19), (17 + 18), (20 + 21), (9 + 36), (50 + 1), (12 + 40), (18 + 35), (29 + 25), (15 + 40)


Black circle:

(11 + 11), (11 + 13)

1	2	3	4	5	6	7	8	9	10
11	12	13	14	15	16	17	18	19	20
21	22	23	24	25	26	27	28	29	30
31	32	33	34	35	36	37	38	39	40
41	42	43	44	45	46	47	48	49	50
51	52	53	54	55	56	57	58	59	60
61	62	63	64	65	66	67	68	69	70
71	72	73	74	75	76	77	78	79	80
81	82	83	84	85	86	87	88	89	90
91	92	93	94	95	96	97	98	99	100

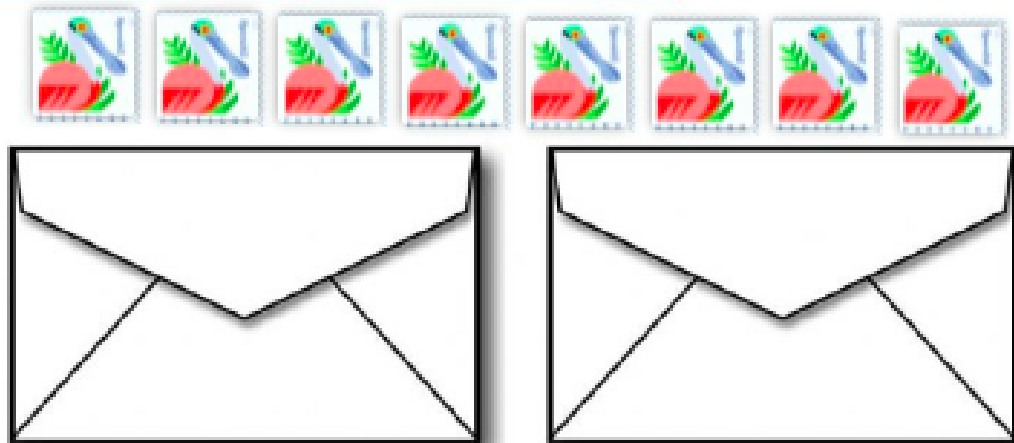
Sharing Between Two

a) Share 4 cookies equally between 2 girls.



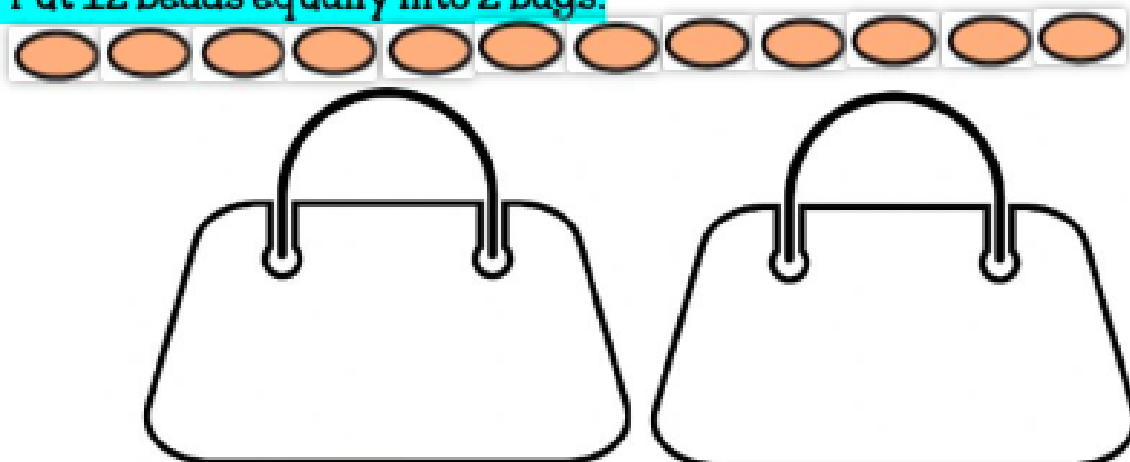
Each girl gets cookies.

b) Paste 8 stamps equally on 2 envelopes



Each envelope has stamps.

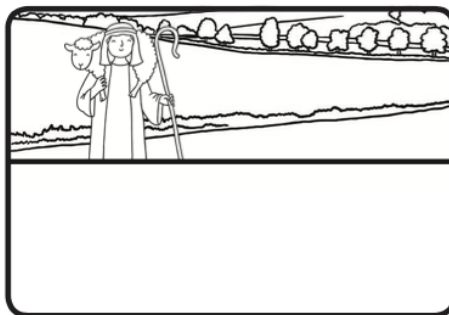
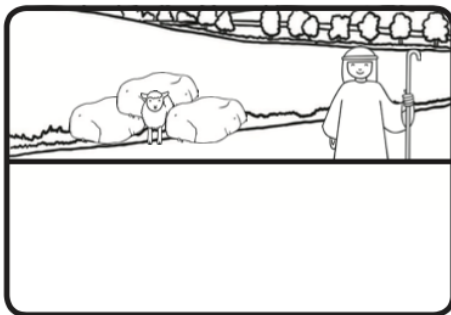
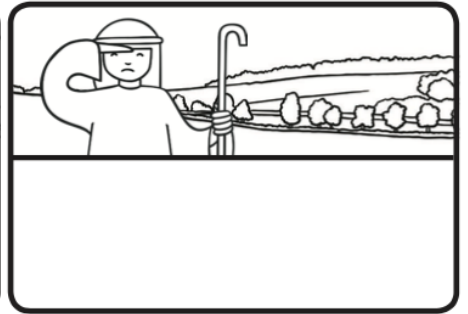


c) Put 12 beads equally into 2 bags.



Each bag has beads.

The Lost Sheep

Can you match the text to the pictures and stick them in the correct order? Check you have the story set out properly before you stick it down.



The Lost Sheep

The shepherd was very worried and went out to look for his lost sheep.	The shepherd was so happy, he threw a party to celebrate!	A shepherd had 100 sheep. He cared for them very much and made sure no animals came to attack them.
Every evening he took them back to the sheep fold and counted them. One evening he only counted 99.	Finally, he found it! It had got trapped amongst some rocks.	The shepherd carried his sheep home and made sure it was safe.

Father's Day Editing

There are eight sentences which have been written incorrectly. Rewrite them using the correct spelling and punctuation.

1. farther's Day is speshel

2. i have funn with mi dadd

3. i reed with mi dAd

4. mi dad teeche me how too kook


5. mi dadd tellz joks

6. i giv my dad a kard

7. i kook him brekfest

8. we hav fun on farther's dae





Handwriting practice lines for the word "LOVE". The word is written in a cursive style, with each letter formed by a series of dots connected by lines, allowing for tracing. The word is positioned on the first set of four horizontal lines (top solid, two dashed, bottom solid).

Handwriting practice lines for the word "LOVE". The word is written in a cursive style, with each letter formed by a series of dots connected by lines, allowing for tracing. The word is positioned on the second set of four horizontal lines.

Handwriting practice lines for the word "LOVE". The word is written in a cursive style, with each letter formed by a series of dots connected by lines, allowing for tracing. The word is positioned on the third set of four horizontal lines.

Handwriting practice lines for the word "LOVE". The word is written in a cursive style, with each letter formed by a series of dots connected by lines, allowing for tracing. The word is positioned on the fourth set of four horizontal lines.

Mystery Picture 19

Yellow:

(20 - 8), (25 - 8), (34 - 0), (59 - 10)

Brown:

(97 - 6), (96 - 4), (99 - 4), (98 - 2), (100 - 2), (100 - 0)

Blue:

(7 - 6), (12 - 10), (6 - 3), (15 - 4), (30 - 17), (60 - 39), (42 - 20), (52 - 29)

Red:

(22 - 16), (14 - 7), (11 - 3), (24 - 8), (30 - 12), (30 - 4), (40 - 13), (50 - 22)

Green:

(64 - 32), (40 - 3), (70 - 28), (94 - 47), (89 - 38), (79 - 27), (81 - 27), (72 - 15), (71 - 9), (100 - 36), (90 - 25),
(67 - 0), (81 - 12), (91 - 18), (80 - 6), (95 - 19), (99 - 22), (82 - 3), (80 - 0), (88 - 5), (97 - 13), (95 - 8), (92 - 3),
(100 - 7), (94 - 0), (100 - 3), (99 - 0)

Purple:

(50 - 12), (60 - 21), (80 - 40), (61 - 13), (100 - 50), (63 - 5), (81 - 22), (91 - 31)

Pink:

(90 - 66), (50 - 25), (70 - 37), (45 - 10), (45 - 2), (55 - 11), (90 - 45)

1	2	3	4	5	6	7	8	9	10
11	12	13	14	15	16	17	18	19	20
21	22	23	24	25	26	27	28	29	30
31	32	33	34	35	36	37	38	39	40
41	42	43	44	45	46	47	48	49	50
51	52	53	54	55	56	57	58	59	60
61	62	63	64	65	66	67	68	69	70
71	72	73	74	75	76	77	78	79	80
81	82	83	84	85	86	87	88	89	90
91	92	93	94	95	96	97	98	99	100

Sharing is caring

Emma is having a birthday party. She wants everyone to enjoy themselves. Draw lines to share the birthday treats equally between Emma and her friends, Sam and Ben.



The Rosary Vocabulary

Mysteries of the Rosary

Hail
Mary

Glorious
Mysteries

Our
Father

Our Lady

Holy
Rosary

Joyful
Mysteries

Glory Be

Luminous
Mysteries

Sorrowful
Mysteries



Mysteries of the Holy Rosary

n a d p h b r e s u r r e c t i o n
 g g u r p q u y z l x m l d w c r x
 w w y o m c r o s s l r u h n c n j
 y j p c y q b k p r s l m o q t a s
 u a h l s c y d b u m f i b g e g o
 e s o a t e h u f a y t n a t m a r
 d c l m e q o s n f a c o p e p r r
 b e y a r g v a c r m p u t c l d o
 e n s t i a c o u s m n s i m e e w
 j s p i e f x g l r o a j s r q n f
 s i i o s i i a q i z h i m y b c u
 x o r n m f j c t e e w b o a x v l
 l n i e s k i p s o w r b w p g s m
 g e t n m y m y g g k b v g h m r t
 s y a n n u n c i a t i o n v l u a
 w r y w s r w l q e u c h a r i s t
 t c q s t b s h q k a s s u v m a f
 s b a o p i l l a r c i i p v g w i

mysteries	annunciation	temple
sorrowful	garden	pillar
cross	resurrection	ascension
Holy Spirit	assumption	luminous
baptism	Cana	proclamation
transfiguration	Eucharist	

Mystery Picture 20

Black:

(2 + 2), (3 + 3), (7 + 6), (8 + 7), (10 + 7), (11 + 11), (11 + 13), (15 + 11), (12 + 16), (20 + 13), (17 + 18), (21 + 16), (15 + 24), (18 + 35), (29 + 25), (60 + 3), (8 + 56)

Blue:

(0 + 1), (1 + 1), (3 + 0), (5 + 2), (4 + 4), (3 + 6), (5 + 5), (9 + 2), (6 + 6), (9 + 9), (11 + 8), (13 + 7), (15 + 6), (14 + 15), (12 + 19), (35 + 5), (20 + 21), (33 + 16), (60 + 0), (41 + 20), (58 + 11), (30 + 40), (11 + 60), (51 + 28), (41 + 39), (41 + 40), (31 + 51), (44 + 44), (29 + 60), (45 + 45), (30 + 61), (11 + 81), (50 + 43), (17 + 77), (95 + 0), (48 + 48), (16 + 81), (55 + 43), (28 + 71), (55 + 45)

Yellow:

(13 + 29), (13 + 30), (22 + 22), (9 + 36), (10 + 36), (33 + 14), (23 + 25), (50 + 1), (12 + 40), (15 + 40), (28 + 28), (27 + 30), (16 + 42), (59 + 0), (31 + 31), (18 + 47), (28 + 38), (38 + 29), (48 + 20), (36 + 36), (26 + 47), (16 + 58), (6 + 69), (30 + 46), (60 + 17), (61 + 17), (23 + 60), (13 + 71), (43 + 42), (86 + 0), (17 + 70)

Red:

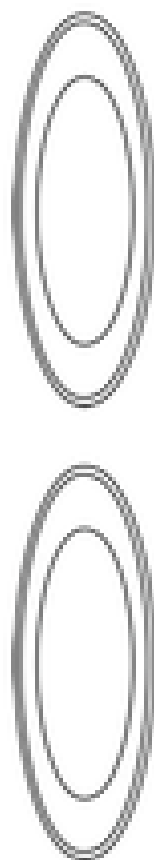
(4 + 1), (14 + 0), (7 + 9), (10 + 13), (18 + 7), (3 + 24), (15 + 15), (16 + 16), (13 + 21), (17 + 19), (19 + 19), (25 + 25)

Add an eye, a smile and an earring to the picture.

1	2	3	4	5	6	7	8	9	10
11	12	13	14	15	16	17	18	19	20
21	22	23	24	25	26	27	28	29	30
31	32	33	34	35	36	37	38	39	40
41	42	43	44	45	46	47	48	49	50
51	52	53	54	55	56	57	58	59	60
61	62	63	64	65	66	67	68	69	70
71	72	73	74	75	76	77	78	79	80
81	82	83	84	85	86	87	88	89	90
91	92	93	94	95	96	97	98	99	100

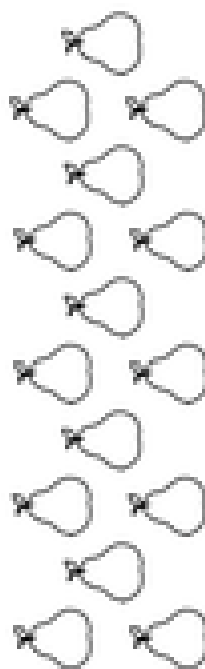
Sharing Equally Worksheet

Share the strawberries equally between the 2 plates and complete the sentence below.



_____ strawberries shared equally between 2 is _____.

Share the pears equally between the 3 plates and complete the sentence below.



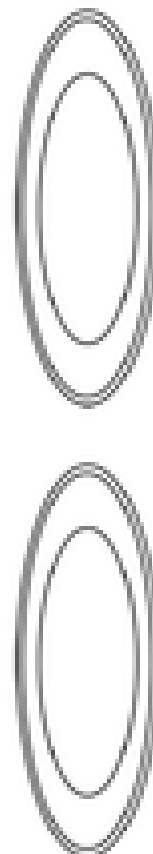

_____ pears shared equally between 3 is _____.

Share the oranges equally between the 3 plates and complete the sentence below.



_____ oranges shared equally between 3 is _____.

Share the bananas equally between the 2 plates and complete the sentence below.



_____ bananas shared equally between 2 is _____.

Celebrations

Celebrations are happening all the time and all around us. Some people share their celebrations with others and some celebrate with just their close family. Use the mind map below to explain what makes your favourite celebration so special.

