



**Holy Eucharist Catholic Primary School**

**1a Oleander Drive, St Albans South. VIC 3021**

**Phone: 8312 0900 Fax: 9366 8192**

**[www.hestalbanssth.catholic.edu.au](http://www.hestalbanssth.catholic.edu.au)**



# **Grade 1**





## **Remote Learning Pack**

**Week Beginning - Monday 11<sup>th</sup> October 2021**

# Grade 1 - Term 4 Week 2 Remote Learning

Name: \_\_\_\_\_ Grade 1 \_\_\_\_\_

**\*\*Zoom session at 1pm daily unless your teacher is on-site. Check if your teacher has posted a Zoom link on your Class Story on ClassDojo.**

Term 4 Week 2	Literacy (45-60 minutes)	Numeracy (30-45 minutes)	Additional Learning Areas (30-45 minutes)
<b>Monday 11/10/2021</b>	<p><b><u>Reading</u></b></p> <p>Log on and select a book on Story Box Library</p>  <p><a href="https://storyboxlibrary.com.au/">https://storyboxlibrary.com.au/</a></p> <p><b><u>Log in details:</u></b>  <b><u>Username:</u></b> heps3021  <b><u>Password:</u></b> heps3021</p> <p>Log on to PM eCollection using your individual login details (provided by your teacher) and select a book to read</p>  <p><a href="https://app.pmeollection.com.au/">https://app.pmeollection.com.au/</a></p> <p><b>**Today you are to write a Book Review about the book you have read.</b></p> <p><b>(**Refer to page 1)</b></p>  <p><b>***You may be asked by your teacher later this week to share your book response on a Zoom session :-)</b></p>	<p><b><u>Number</u></b></p> <p><b>Hundreds Board Mystery Picture 21</b>            Colour in the number squares the correct colour based on the instructions above the chart.</p> <p>What mystery picture did you make?</p> <p><b>** (Refer to page 2)</b></p> <p>OR--</p> <p>For a challenge, complete <b>Hundreds Board Mystery Picture 21 (Addition)</b></p> <p>Colour in the number squares the correct colour based on the addition problems above the chart.</p> <p>What mystery picture did you make?</p> <p><b>** (Refer to page 3)</b></p>	<p><b><u>Well-Being</u></b></p> <p><b>Emotional Intelligence</b></p>  <p>Watch the video about understanding your emotions (6:47). Watch "Why Do We Lose Control of Our Emotions?"  <a href="https://www.youtube.com/watch?v=3bKuoH8CkFc">https://www.youtube.com/watch?v=3bKuoH8CkFc</a></p> <p>Sometimes we 'flip our lid' when things get a bit too much for us. Can you make your hand into a brain, like in the video? Try opening your hand up – like you're flipping your lid.</p> <ol style="list-style-type: none"> <li>Write about a time when you have 'flipped your lid'.</li> </ol> <hr/> <ol style="list-style-type: none"> <li>How could your 'upstairs' brain help you be a peaceful problem solver next time?</li> </ol> <hr/>

### Writing

#### Recount

In an exercise book or on a sheet of paper.

Complete the sentences and draw a picture to match:

'The best part of lockdown was....because...'

'The worst part of lockdown was.... because....'

Be sure to write an appropriate title for your recount.

### Sharing Equally

Watch the video "Peep and the Big Wide World- Fair Shares" on

<http://www.peepandthebigwideworld.com/en/kids/videos/213/fair-shares/>

#### Dinosaur Sharing Worksheets


Can you share the eggs equally between the nests? \_\_\_\_\_

Draw the eggs in each nest. Then in the circle write how many eggs are in each nest. \_\_\_\_\_

**\*\* (Refer to pages 4-5)**


#### Dinosaur Egg Sharing

Can you share the eggs equally between the nests? Draw the eggs in each nest. Then, in the circle, write how many eggs are in each nest.



#### Dinosaur Egg Sharing

Can you share the eggs equally between the nests? Draw the eggs in each nest. Then, in the circle, write how many eggs are in each nest.



### Reading

Log on and select a book on Story Box Library



<https://storyboxlibrary.com.au/>

Log in details:

Username: heps3021

Password: heps3021

Log on to PM eCollection using your individual login details

### Number

**Hundreds Board Mystery Picture 22**

Colour in the number squares the correct colour based on the instructions above the chart.

What mystery picture did you make?

**\*\* (Refer to page 6)**

OR--

For a challenge, complete **Hundreds Board Mystery Picture 22 (Addition)**

### Specialists

Complete your Specialist Activities for:

Art

LOTE (Chinese)






Sport








Music

Digital Technology

**\*\* (Refer to pages 8-13).**

Tuesday  
12/10/2021

	<p>(provided by your teacher) and select a book to read</p>  <p><a href="https://app.pmecollection.com.au/">https://app.pmecollection.com.au/</a></p> <p><b>**Talk to a family member about what you have read today.</b></p>	<p>Colour in the number squares the correct colour based on the addition problems above the chart.</p> <p>What mystery picture did you make?</p> <p><b>** (Refer to page 7)</b></p>	
Wednesday 13/10/2021	<p><b><u>Reading</u></b></p> <p>Log on and select a book on Story Box Library</p>  <p><a href="https://storyboxlibrary.com.au/">https://storyboxlibrary.com.au/</a></p> <p><b><u>Log in details:</u></b>  <u>Username:</u> heps3021  <u>Password:</u> heps3021</p> <p>Log on to PM eCollection using your individual login details (provided by your teacher) and select a book to read</p>  <p><a href="https://app.pmecollection.com.au/">https://app.pmecollection.com.au/</a></p> <p><b>**Talk to a family member about what you have read today.</b></p>	<p><b><u>Number</u></b></p> <p><b>Hundreds Board Mystery Picture 23</b>          Colour in the number squares the correct colour based on the instructions above the chart.</p> <p>What mystery picture did you make?</p> <p><b>** (Refer to page 15)</b></p> <p>OR--</p> <p>For a challenge, complete <b>Hundreds Board Mystery Picture 23 (Addition)</b></p> <p>Colour in the number squares the correct colour based on the addition problems above the chart.</p> <p>What mystery picture did you make?</p> <p><b>** (Refer to page 16)</b></p>	<p><b><u>Inquiry</u></b></p> <p><b>Design a Birthday Cake</b>          Birthdays are very special occasions and cakes come in all shapes and sizes and colours. They often have beautiful decorations too! Design a birthday cake for someone special.</p> <p>I design my cake for _____ because_____.</p> <p><b>** (Refer to page 18)</b></p> <p><b>Design a Birthday Cake</b>  <small>Birthdays are very special occasions and cakes come in all shapes, sizes and colours. They often have beautiful decorations too! Design a birthday cake for someone special.</small></p> 
	<p><b><u>Writing</u></b></p>  <p><b><u>How to Brush Your Teeth.</u></b></p> <p>First, read each sentence.          Next, number each sentence in order.          Then, cut out each sentence.          Finally, paste each sentence in the correct order on a piece of paper or in an exercise book.</p> <p>Draw a picture for each sentence.  <b>** (Refer to page 14)</b></p>	<p><b><u>Repeated Patterns</u></b></p> <p>Watch the Video: Pump Up the Pattern  <a href="https://www.youtube.com/watch?v=hoFhVdYsmPg">https://www.youtube.com/watch?v=hoFhVdYsmPg</a></p> <p>What have you learnt about patterns?</p> <p>Using exercise or dance moves make a pattern. Explain your pattern to someone in your family and have them try to repeat your pattern.</p> <p><b>Repeated Pattern Worksheet</b></p> <p>Can you complete the pattern?          Look at the pattern and repeat by adding what shape you think will come next.</p>	

		<p style="text-align: center;"><b>Repeating Patterns</b> Can you continue the patterns below?</p> <p>1. </p> <p>2. </p> <p>3. </p> <p>4. </p> <p>5. </p> <p><b>** (Refer to page 17)</b></p>	
Thursday 14/10/2021	<p style="text-align: center;"><b><u>Reading</u></b></p> <p>Log on and select a book on Story Box Library</p>  <p><a href="https://storyboxlibrary.com.au/">https://storyboxlibrary.com.au/</a></p> <p><b><u>Log in details:</u></b> Username: heps3021 Password: heps3021</p> <p>Log on to PM eCollection using your individual login details (provided by your teacher) and select a book to read</p>  <p><a href="https://app.pmecollection.com.au/">https://app.pmecollection.com.au/</a></p> <p><b>**Talk to a family member about what you have read today.</b></p>	<p style="text-align: center;"><b><u>Number</u></b></p> <p><b>Hundreds Board Mystery Picture 24</b> Colour in the number squares the correct colour based on the instructions above the chart.</p> <p>What mystery picture did you make?</p> <p><b>** (Refer to page 21)</b></p> <p>OR--</p> <p>For a challenge, complete <b>Hundreds Board Mystery Picture 24 (Addition)</b></p> <p>Colour in the number squares the correct colour based on the addition problems above the chart.</p> <p>What mystery picture did you make?</p> <p><b>** (Refer to page 22)</b></p>	<p style="text-align: center;"><b><u>Religion</u></b></p> <p style="text-align: center;"><b><u>Mary, Our Mother</u></b></p> <p>Draw an image of Mary.</p> <p>Brainstorm what you know about Mary. Write your responses around your drawing of Mary.</p>
	<p style="text-align: center;"><b><u>Editing</u></b></p> <p>Read these sentences. Fix them up by writing each one with a full stop and capital letters in the right place.</p> <p><b>** (Refer to page 19)</b></p>	<p style="text-align: center;"><b><u>Repeated Pattern</u></b></p> <p>Find two objects at home and explain to someone in your family how this is a repeated pattern.</p> <p><b>Stripy Scarves - Repeated Pattern Worksheet</b> Complete the sequence of coloured squares to complete the scarf.</p> <p><b>** (Refer to page 23)</b></p>	

**Full Stops and Capital Letters**

Remember

- Sentences start with a capital letter.
- Sentences end with a full stop.
- Names start with a capital letter.


Read these sentences. Write each new sentence with a full stop and capital letter in the right place.

1. mark and and get well in the rain
2. the men gets up at six in the morning
3. jill has her hat but jack has dark hair
4. jim has six big cats
5. i can have an owl back at night
6. now is sitting on the chair
7. have down to the king and queen

### Handwriting


**\*\* (Refer to page 20)**

Read the text about hats. Trace over each word in the text. Copy each word onto the dotted third line below. You will need to complete the last sentence.



### Stripy Scarves Repeating Patterns

Complete the sequence below.



**Friday  
15/10/2021**

### Reading

**Log on and select a book on Story Box Library**



<https://storyboxlibrary.com.au/>

**Log in details:**

**Username:** heps3021

**Password:** heps3021

**Log on to PM eCollection using your individual login details (provided by your teacher) and select a book to read**



<https://app.pmeollection.com.au/>

**\*\*Talk to a family member about what you have read today.**

### Number

**Hundreds Board Mystery Picture 25**

Colour in the number squares the correct colour based on the instructions above the chart.

What mystery picture did you make?

**\*\* (Refer to page 24)**

OR--

**For a challenge, complete Hundreds Board Mystery Picture 25 (Addition)**

Colour in the number squares the correct colour based on the addition problems above the chart.

What mystery picture did you make?

**\*\* (Refer to page 25)**

### Wellbeing


**I Am Happy When ...**

Draw a picture of something that makes you happy in each cloud. As you draw, feel yourself floating with the clouds, happy and relaxed. In the sun, draw a picture of you when you're happy.

**\*\* (Refer to page 28)**

**I Am Happy When...**

Draw a picture of something that makes you happy in each cloud. As you draw, feel yourself floating with the clouds, happy and relaxed. In the sun, draw a picture of you when you're happy.



\_\_\_\_\_

 I wonder

Take a Sound Walk on the following link:  
<https://www.abc.net.au/kidslisten/soundwalks/busymind/12743744>

## **Repeated Pattern**

Complete the **Repeat This Pattern** worksheet.

Can you finish the pattern?

What are the repeated patterns you can see?

**\*\**(Refer to page 26)***

**Repeat This Pattern**

Can you finish the patterns?























**\*Challenge**

Can you complete your repeated pattern using (shape, colour and size)

**\*\**(Refer to page 27)***

**Patterns**

Can you make your own patterns?

[illegible]

Name: \_\_\_\_\_ Date: \_\_\_\_\_

# BOOK REVIEW



The book I am reviewing is: \_\_\_\_\_

The author of this book is: \_\_\_\_\_

The illustrator of this book is: \_\_\_\_\_

Rate the book by colouring in stars to show how much you liked it:



Why did you choose this rating?

\_\_\_\_\_

Write one sentence to tell what the book is about:

\_\_\_\_\_

Draw a picture of your favourite part of the story:

A large, empty rectangular box with a black border, intended for drawing a picture of a favorite part of the story.

## Mystery Picture 21

**Red:** 2, 13, 24, 35, 63, 72, 81

**Yellow:** 22, 28, 29, 33, 39, 44, 83, 95, 96

**Purple:** 1, 3, 4, 5, 9, 10, 11, 14, 15, 19, 20, 21, 25, 30, 31, 32, 40, 41, 42, 43, 48, 49, 50, 51, 52, 53, 58, 59, 60, 61, 62, 68, 69, 70, 71, 78, 79, 80, 88, 89, 90, 92, 93, 94, 97, 98, 99, 100

**Blue:** 12, 23, 34, 45, 73, 82, 91

**Green:** 6, 7, 8, 16, 18, 26, 27, 36, 37, 38, 46, 47, 54, 55, 56, 57, 64, 65, 66, 67, 74, 75, 76, 77, 84, 85, 86, 87

**Black circle:** 17

<b>1</b>	<b>2</b>	<b>3</b>	<b>4</b>	<b>5</b>	<b>6</b>	<b>7</b>	<b>8</b>	<b>9</b>	<b>10</b>
<b>11</b>	<b>12</b>	<b>13</b>	<b>14</b>	<b>15</b>	<b>16</b>	<b>17</b>	<b>18</b>	<b>19</b>	<b>20</b>
<b>21</b>	<b>22</b>	<b>23</b>	<b>24</b>	<b>25</b>	<b>26</b>	<b>27</b>	<b>28</b>	<b>29</b>	<b>30</b>
<b>31</b>	<b>32</b>	<b>33</b>	<b>34</b>	<b>35</b>	<b>36</b>	<b>37</b>	<b>38</b>	<b>39</b>	<b>40</b>
<b>41</b>	<b>42</b>	<b>43</b>	<b>44</b>	<b>45</b>	<b>46</b>	<b>47</b>	<b>48</b>	<b>49</b>	<b>50</b>
<b>51</b>	<b>52</b>	<b>53</b>	<b>54</b>	<b>55</b>	<b>56</b>	<b>57</b>	<b>58</b>	<b>59</b>	<b>60</b>
<b>61</b>	<b>62</b>	<b>63</b>	<b>64</b>	<b>65</b>	<b>66</b>	<b>67</b>	<b>68</b>	<b>69</b>	<b>70</b>
<b>71</b>	<b>72</b>	<b>73</b>	<b>74</b>	<b>75</b>	<b>76</b>	<b>77</b>	<b>78</b>	<b>79</b>	<b>80</b>
<b>81</b>	<b>82</b>	<b>83</b>	<b>84</b>	<b>85</b>	<b>86</b>	<b>87</b>	<b>88</b>	<b>89</b>	<b>90</b>
<b>91</b>	<b>92</b>	<b>93</b>	<b>94</b>	<b>95</b>	<b>96</b>	<b>97</b>	<b>98</b>	<b>99</b>	<b>100</b>

## Mystery Picture 21 (Addition)

### Red:

(1 + 1), (7 + 6), (11 + 13), (17 + 18), (18 + 45), (36 + 36), (41 + 40)

### Yellow:

(11 + 11), (12 + 16), (14 + 15), (20 + 13), (15 + 24), (22 + 22), (23 + 60), (20 + 75), (48 + 48)

### Purple:

(0 + 1), (3 + 0), (2 + 2), (4 + 1), (3 + 6), (5 + 5), (9 + 2), (14 + 0), (8 + 7), (11 + 8), (13 + 7), (15 + 6), (18 + 7), (15 + 15), (12 + 19), (16 + 16), (40 + 0), (20 + 21), (13 + 29), (13 + 30), (23 + 25), (33 + 16), (25 + 25), (50 + 1), (12 + 40), (18 + 35), (16 + 42), (26 + 33), (20 + 40), (41 + 20), (31 + 31), (68 + 0), (58 + 11), (30 + 40), (11 + 60), (61 + 17), (51 + 28), (41 + 39), (44 + 44), (29 + 60), (45 + 45), (11 + 81), (50 + 43), (17 + 77), (16 + 81), (55 + 43), (99 + 0), (55 + 45)

### Blue:

(6 + 6), (10 + 13), (13 + 21), (9 + 36), (26 + 47), (31 + 51), (30 + 61)

### Green:

(3 + 3), (5 + 2), (4 + 4), (7 + 9), (9 + 9), (15 + 11), (3 + 24), (17 + 19), (21 + 16), (19 + 19), (10 + 36), (33 + 14), (29 + 25), (15 + 40), (28 + 28), (57 + 0), (8 + 56), (18 + 47), (28 + 38), (38 + 29), (16 + 58), (6 + 69), (30 + 46), (60 + 17), (13 + 71), (43 + 42), (33 + 53), (17 + 70)






### Black circle:

(10 + 7)

1	2	3	4	5	6	7	8	9	10
11	12	13	14	15	16	17	18	19	20
21	22	23	24	25	26	27	28	29	30
31	32	33	34	35	36	37	38	39	40
41	42	43	44	45	46	47	48	49	50
51	52	53	54	55	56	57	58	59	60
61	62	63	64	65	66	67	68	69	70
71	72	73	74	75	76	77	78	79	80
81	82	83	84	85	86	87	88	89	90
91	92	93	94	95	96	97	98	99	100





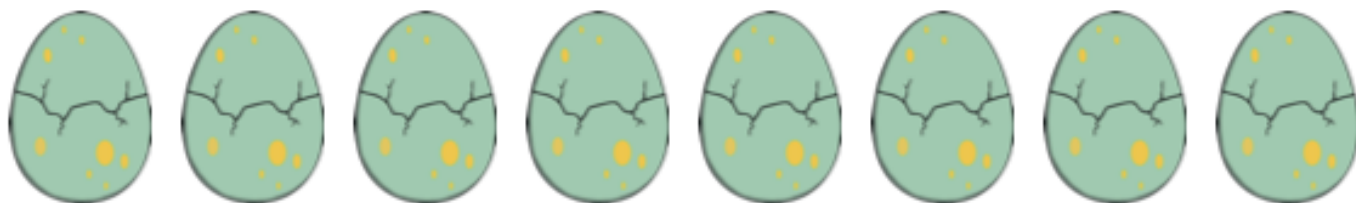


# Dinosaur Egg Sharing

Can you share the eggs equally between the nests? Draw the eggs in each nest. Then, in the circle, write how many eggs are in each nest.



# Dinosaur Egg Sharing

Can you share the eggs equally between the nests? Draw the eggs in each nest. Then, in the circle, write how many eggs are in each nest.



## Mystery Picture 22

**Green:** 71, 79, 80, 81, 82, 83, 85, 86, 87, 89, 90, 91, 92, 93, 96, 97, 100

**Blue:** 1, 2, 3, 4, 5, 6, 11, 12, 13, 14, 15, 16, 21, 22, 23, 24, 25, 31, 32, 33, 39, 40, 41, 49, 50, 60, 69, 70

**Orange:** 7, 9, 10, 17, 18, 27, 28, 29, 30, 36, 37, 38, 44, 45, 46, 47, 48, 52, 53, 54, 55, 56, 57, 58, 59, 61, 62, 63, 64, 65, 66, 67, 68, 72, 73, 74, 75, 76, 77, 78, 84, 88, 94, 95, 98, 99

**Black circle:** 8

**Orange triangle (pointing upwards):** 26, 34, 35, 42, 43, 51

Colour blue around the triangles. Add teeth to the picture.

<b>1</b>	<b>2</b>	<b>3</b>	<b>4</b>	<b>5</b>	<b>6</b>	<b>7</b>	<b>8</b>	<b>9</b>	<b>10</b>
<b>11</b>	<b>12</b>	<b>13</b>	<b>14</b>	<b>15</b>	<b>16</b>	<b>17</b>	<b>18</b>	<b>19</b>	<b>20</b>
<b>21</b>	<b>22</b>	<b>23</b>	<b>24</b>	<b>25</b>	<b>26</b>	<b>27</b>	<b>28</b>	<b>29</b>	<b>30</b>
<b>31</b>	<b>32</b>	<b>33</b>	<b>34</b>	<b>35</b>	<b>36</b>	<b>37</b>	<b>38</b>	<b>39</b>	<b>40</b>
<b>41</b>	<b>42</b>	<b>43</b>	<b>44</b>	<b>45</b>	<b>46</b>	<b>47</b>	<b>48</b>	<b>49</b>	<b>50</b>
<b>51</b>	<b>52</b>	<b>53</b>	<b>54</b>	<b>55</b>	<b>56</b>	<b>57</b>	<b>58</b>	<b>59</b>	<b>60</b>
<b>61</b>	<b>62</b>	<b>63</b>	<b>64</b>	<b>65</b>	<b>66</b>	<b>67</b>	<b>68</b>	<b>69</b>	<b>70</b>
<b>71</b>	<b>72</b>	<b>73</b>	<b>74</b>	<b>75</b>	<b>76</b>	<b>77</b>	<b>78</b>	<b>79</b>	<b>80</b>
<b>81</b>	<b>82</b>	<b>83</b>	<b>84</b>	<b>85</b>	<b>86</b>	<b>87</b>	<b>88</b>	<b>89</b>	<b>90</b>
<b>91</b>	<b>92</b>	<b>93</b>	<b>94</b>	<b>95</b>	<b>96</b>	<b>97</b>	<b>98</b>	<b>99</b>	<b>100</b>

## Mystery Picture 22 (Addition)

### Green:

(11 + 60), (51 + 28), (41 + 39), (41 + 40), (31 + 51), (23 + 60), (43 + 42), (33 + 53), (17 + 70), (29 + 60), (45 + 45), (30 + 61), (11 + 81), (50 + 43), (96 + 0), (16 + 81), (55 + 45)

### Blue:

(0 + 1), (1 + 1), (3 + 0), (2 + 2), (4 + 1), (3 + 3), (9 + 2), (6 + 6), (7 + 6), (14 + 0), (8 + 7), (7 + 9), (15 + 6), (11 + 11), (10 + 13), (11 + 13), (18 + 7), (12 + 19), (32 + 0), (20 + 13), (15 + 24), (35 + 5), (20 + 21), (33 + 16), (25 + 25), (20 + 40), (58 + 11), (30 + 40)

### Orange:

(5 + 2), (3 + 6), (5 + 5), (10 + 7), (9 + 9), (3 + 24), (12 + 16), (14 + 15), (15 + 15), (17 + 19), (21 + 16), (19 + 19), (22 + 22), (9 + 36), (10 + 36), (47 + 0), (23 + 25), (12 + 40), (18 + 35), (29 + 25), (15 + 40), (28 + 28), (27 + 30), (16 + 42), (26 + 33), (41 + 20), (31 + 31), (18 + 45), (8 + 56), (18 + 47), (28 + 38), (67 + 0), (48 + 20), (36 + 36), (26 + 47), (16 + 58), (6 + 69), (30 + 46), (60 + 17), (61 + 17), (13 + 71), (44 + 44), (17 + 77), (20 + 75), (55 + 43), (28 + 71)

### Black circle:

(4 + 4)

### Orange triangle (pointing upwards):

(15 + 11), (13 + 21), (17 + 18), (13 + 29), (13 + 30), (50 + 1)

**Add blue around the triangles. Add teeth to the picture.**

1	2	3	4	5	6	7	8	9	10
11	12	13	14	15	16	17	18	19	20
21	22	23	24	25	26	27	28	29	30
31	32	33	34	35	36	37	38	39	40
41	42	43	44	45	46	47	48	49	50
51	52	53	54	55	56	57	58	59	60
61	62	63	64	65	66	67	68	69	70
71	72	73	74	75	76	77	78	79	80
81	82	83	84	85	86	87	88	89	90
91	92	93	94	95	96	97	98	99	100



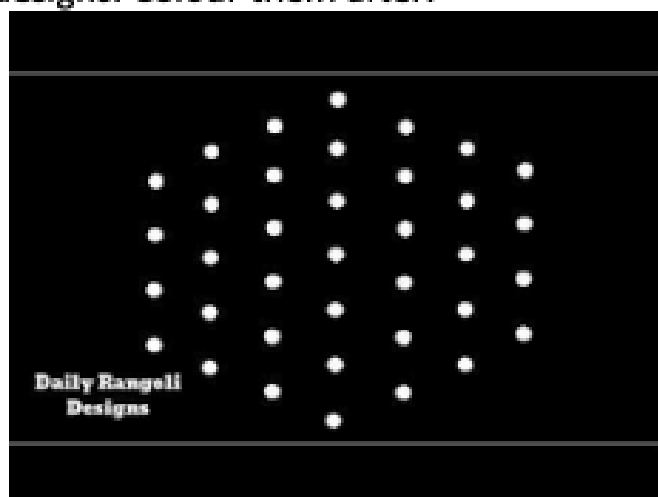
## GRADE 1 and 2 Visual Arts Term 4 Week 2

### Learning Intentions:

**This week you are going to learn how to design patterns called Rangoli to celebrate the celebrations and festivals.**

\*Generally, coloured chalk or flour is used to make these patterns on the floor at the entrance of the door.

Use either the dots to connect lines or create your own Rangoli designs. Colour them after.




Grade 1 connect the dots with coloured pencils. This is a hexagon shape. There are 7 rows of dots with 4 dots on each side.

<https://www.youtube.com/watch?v=oswcfhEUBek>

Grade 2 Create your own designs. These are only samples of artworks. You can use your math book page to get the squares or draw dots and be imaginative.



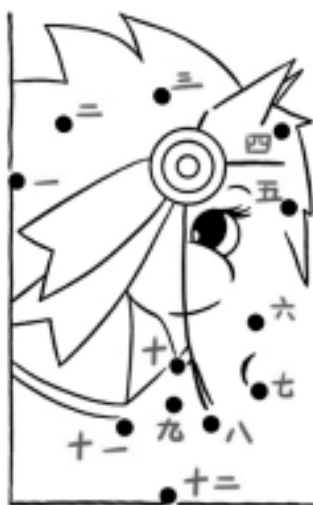
[www.shutterstock.com](http://www.shutterstock.com) - 1809288418



[www.shutterstock.com](http://www.shutterstock.com) - 1890601319

Name: \_\_\_\_\_ Class: \_\_\_\_\_ Date: \_\_\_\_\_

Activity 1: Connect the dots in the correct order!



Activity 2: Trace and Write the following characters. Colour in the pictures!



guī  
龟

turtle


7 STROKES



tù  
兔

rabbit

8 STROKES



Finished! Well done! :D – Miss Sun



# HOLY EUCHARIST SCHOOL

1A Oleander Drive St Albans South

Ph: 8312-0900



## Week 2 Physical Education TASK Prep, 1 & 2 Remote Learning

Hello Prep, Grade 1 and 2 students, parents and carers,

Here are the Week 2 activities, students can access the websites using a device. Some activities require sports equipment, use something from around the house that would do the same job as the sports equipment. You need a small space to do most of these activities, if you have outdoor space then use that.

### PARENTS:

If you don't have access to a digital device or internet, go for a bike ride, walk, little jog, kick to kick with siblings or adults (if weather permits).



UPLOAD ONE OR TWO PHOTOS ON TO THE FOLDER NAMED (Week 2 PE Task)

Students and Parents, please don't hesitate to contact me for any help or support on:  
[heribert.herrera@hestalbanssth.catholic.edu.au](mailto:heribert.herrera@hestalbanssth.catholic.edu.au)

**Warm-Up 5 Minutes**  
I'm learning to warm-up correctly.

- 

**Learning Intention:**  
I'm learning to warm-up correctly.



### Equipment:

- Water Bottle
- Yoga mat (if you have one)
- Space to exercise

Warm Up Video:

Link: [Week 4 Hopping Exercise With Mr.H](#)



<b>Activity or Skill</b> <b>Yoga Sessions</b> <b>Learning Intention:</b> <ul style="list-style-type: none"> <li>I'm learning to concentrate on my breathing during this yoga activity.</li> </ul>	<b>ACTIVITY Link:</b> Kids Yoga For Before School! ☀️ Yoga Club (Week 61)   Cosmic Kids Yoga 
<b>Warm-Down</b>  <b>Learning Intention:</b> <ul style="list-style-type: none"> <li>I'm learning to stretch correctly after my activity.</li> </ul>	<b>Warm down:</b> <b>Link:</b> 🤖 Bobo P.E.   Kids Stretching Exercises   Home Workout 

Stay Safe and take care.

**Mr. Herrera Physical Education Teacher.**

## Music Term 4 Week 2

### Gr. 1 & 2

*In Music, we speak Italian to talk about fast and slow. Match the words in the speech bubble to the Italian words and the pictures.*



very slow-  
slow-  
walking speed-  
fast-

LENTO  
ADAGIO  
ANDANTE  
ALLEGRO



ALLEGRO



LENTO



ANDANTE



ADAGIO

Now listen to these and move/dance around the house **SLOW** and **FAST**. Have fun!

📺 Henry Mancini - Baby Elephant Walk SLOW music

📺 Randy Newman - I Can't Let You Throw Yourself Away (Fro...  
-FAST music



## Holy Eucharist Catholic Primary School

1a Oleander Drive, St Albans South. VIC 3021

Phone: 8312 0900 Fax: 9366 8192

[www.hestalbansssth.catholic.edu.au](http://www.hestalbansssth.catholic.edu.au)



### Term 4 Week 2: DIGITAL TECHNOLOGY: e-Safety

1. Watch the video about Cyberbullying - Turn it around music video: Rock out with Hector and his friends. The link to the video is <https://vimeo.com/113869543>
2. Read the words from the song sheet below
3. Record your song: Record yourself singing the song from the song sheet or you can write and sing your own song about cyberbullying. Children in grades 3-6 can choose to record the song as a SCRATCH animation.

**Hector's World**  
Cyberbullying: Turn It Around  
Music & Lyrics by Dean Saunders

If you feel you're being bullied  
And you're feeling down  
Tell someone you trust  
To help turn it around  
You can feel so alone  
But there're things you can do  
Trust in someone who's always there for you

Cyberbullying, it's just not right  
It's just not cool  
It's time to make it right  
Be part of the solution  
C'mon make a stand  
Hector and his friends will lend a helping hand

If you feel you're being bullied  
And you're feeling down  
Tell someone you trust  
To help turn it around  
Tell someone you trust  
And soon you will see  
The power of a caring community

Cyberbullying, it's just not right  
It's just not cool  
It's time to make it right  
Be part of the solution  
C'mon make a stand  
Hector and his friends will lend a helping hand

**Holy Eucharist  
eSafety Song Competition**

**Would you like to enter the competition?**

All you need to do is to let me know when you hand in your work that you also want to enter your video into the eSafety Song Competition.

**The song entry will be judged by  
Mr Bonnici, Miss Christie and Mr O'Bree.**

**Competition closing date:  
Friday 15<sup>th</sup> October, 2021**

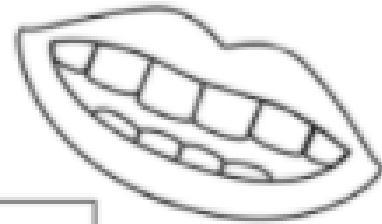
The winners will be announced in the next school newsletter.

<https://www.esafety.gov.au/sites/default/files/2019-09/hectors-world-songsheet-cyberbullying-turn-it-around-colour.pdf>

# How to Brush Your Teeth



Read each sentence. Cut them out and put them in the right order.



Finally, SMILE and show your sparkling clean teeth!

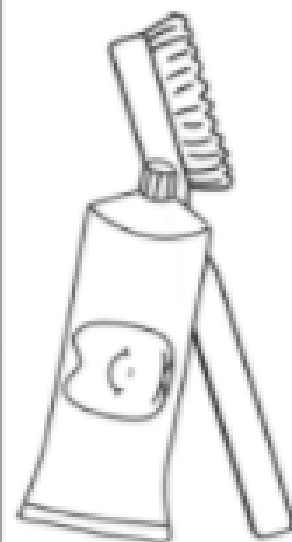
Then, spit and rinse your mouth with water.

Next, put the toothpaste on your toothbrush.

First, get your toothbrush and toothpaste.

Start to brush your teeth up, down, back and forth.

Get the brush wet with water.



## Mystery Picture 23

**Black:** 25, 33, 38, 47, 55

**Green:** 21, 30, 31, 40, 41, 50, 51, 52, 59, 60, 62, 63, 68, 69, 74, 75, 76, 77

**Blue:** 1, 2, 3, 4, 5, 6, 7, 8, 9, 10, 11, 12, 13, 14, 15, 16, 17, 18, 19, 20, 61, 70, 71, 72, 73, 78, 79, 80, 81, 82, 83, 84, 85, 86, 87, 88, 89, 90, 91, 92, 93, 94, 95, 96, 97, 98, 99, 100

**Pink:** 22, 23, 24, 26, 27, 28, 29, 32, 34, 35, 36, 37, 39, 42, 43, 44, 45, 46, 48, 49, 53, 54, 56, 57, 58, 64, 65, 66, 67

<b>1</b>	<b>2</b>	<b>3</b>	<b>4</b>	<b>5</b>	<b>6</b>	<b>7</b>	<b>8</b>	<b>9</b>	<b>10</b>
<b>11</b>	<b>12</b>	<b>13</b>	<b>14</b>	<b>15</b>	<b>16</b>	<b>17</b>	<b>18</b>	<b>19</b>	<b>20</b>
<b>21</b>	<b>22</b>	<b>23</b>	<b>24</b>	<b>25</b>	<b>26</b>	<b>27</b>	<b>28</b>	<b>29</b>	<b>30</b>
<b>31</b>	<b>32</b>	<b>33</b>	<b>34</b>	<b>35</b>	<b>36</b>	<b>37</b>	<b>38</b>	<b>39</b>	<b>40</b>
<b>41</b>	<b>42</b>	<b>43</b>	<b>44</b>	<b>45</b>	<b>46</b>	<b>47</b>	<b>48</b>	<b>49</b>	<b>50</b>
<b>51</b>	<b>52</b>	<b>53</b>	<b>54</b>	<b>55</b>	<b>56</b>	<b>57</b>	<b>58</b>	<b>59</b>	<b>60</b>
<b>61</b>	<b>62</b>	<b>63</b>	<b>64</b>	<b>65</b>	<b>66</b>	<b>67</b>	<b>68</b>	<b>69</b>	<b>70</b>
<b>71</b>	<b>72</b>	<b>73</b>	<b>74</b>	<b>75</b>	<b>76</b>	<b>77</b>	<b>78</b>	<b>79</b>	<b>80</b>
<b>81</b>	<b>82</b>	<b>83</b>	<b>84</b>	<b>85</b>	<b>86</b>	<b>87</b>	<b>88</b>	<b>89</b>	<b>90</b>
<b>91</b>	<b>92</b>	<b>93</b>	<b>94</b>	<b>95</b>	<b>96</b>	<b>97</b>	<b>98</b>	<b>99</b>	<b>100</b>

## Mystery Picture 23 (Addition)

### Black:

(18 + 7), (20 + 13), (19 + 19), (33 + 14), (15 + 40)

### Green:

(15 + 6), (15 + 15), (12 + 19), (35 + 5), (20 + 21), (25 + 25), (50 + 1), (12 + 40), (26 + 33), (20 + 40), (31 + 31), (18 + 45), (48 + 20), (69 + 0), (16 + 58), (6 + 69), (30 + 46), (60 + 17)

### Blue:

(0 + 1), (1 + 1), (3 + 0), (2 + 2), (4 + 1), (3 + 3), (5 + 2), (4 + 4), (3 + 6), (5 + 5), (9 + 2), (6 + 6), (7 + 6), (14 + 0), (8 + 7), (7 + 9), (10 + 7), (9 + 9), (19 + 0), (13 + 7), (41 + 20), (30 + 40), (11 + 60), (36 + 36), (26 + 47), (61 + 17), (51 + 28), (41 + 39), (41 + 40), (31 + 51), (23 + 60), (13 + 71), (43 + 42), (86 + 0), (17 + 70), (44 + 44), (29 + 60), (45 + 45), (30 + 61), (11 + 81), (50 + 43), (17 + 77), (20 + 75), (48 + 48), (16 + 81), (55 + 43), (28 + 71), (97 + 3)

### Pink:

(11 + 11), (10 + 13), (11 + 13), (15 + 11), (3 + 24), (12 + 16), (14 + 15), (16 + 16), (13 + 21), (17 + 18), (17 + 19), (21 + 16), (15 + 24), (42 + 0), (13 + 30), (22 + 22), (9 + 36), (10 + 36), (23 + 25), (33 + 16), (18 + 35), (29 + 25), (28 + 28), (27 + 30), (16 + 42), (8 + 56), (18 + 47), (66 + 0), (38 + 29)

<b>1</b>	<b>2</b>	<b>3</b>	<b>4</b>	<b>5</b>	<b>6</b>	<b>7</b>	<b>8</b>	<b>9</b>	<b>10</b>
<b>11</b>	<b>12</b>	<b>13</b>	<b>14</b>	<b>15</b>	<b>16</b>	<b>17</b>	<b>18</b>	<b>19</b>	<b>20</b>
<b>21</b>	<b>22</b>	<b>23</b>	<b>24</b>	<b>25</b>	<b>26</b>	<b>27</b>	<b>28</b>	<b>29</b>	<b>30</b>
<b>31</b>	<b>32</b>	<b>33</b>	<b>34</b>	<b>35</b>	<b>36</b>	<b>37</b>	<b>38</b>	<b>39</b>	<b>40</b>
<b>41</b>	<b>42</b>	<b>43</b>	<b>44</b>	<b>45</b>	<b>46</b>	<b>47</b>	<b>48</b>	<b>49</b>	<b>50</b>
<b>51</b>	<b>52</b>	<b>53</b>	<b>54</b>	<b>55</b>	<b>56</b>	<b>57</b>	<b>58</b>	<b>59</b>	<b>60</b>
<b>61</b>	<b>62</b>	<b>63</b>	<b>64</b>	<b>65</b>	<b>66</b>	<b>67</b>	<b>68</b>	<b>69</b>	<b>70</b>
<b>71</b>	<b>72</b>	<b>73</b>	<b>74</b>	<b>75</b>	<b>76</b>	<b>77</b>	<b>78</b>	<b>79</b>	<b>80</b>
<b>81</b>	<b>82</b>	<b>83</b>	<b>84</b>	<b>85</b>	<b>86</b>	<b>87</b>	<b>88</b>	<b>89</b>	<b>90</b>
<b>91</b>	<b>92</b>	<b>93</b>	<b>94</b>	<b>95</b>	<b>96</b>	<b>97</b>	<b>98</b>	<b>99</b>	<b>100</b>

# Repeating Patterns

Can you continue the patterns below?

1.



2.



3.



4.




5.



# Design a Birthday Cake

Birthdays are very special occasions and cakes come in all shapes, sizes and colours. They often have beautiful decorations too! Design a birthday cake for someone special.



# Full Stops and Capital Letters

Remember

- Sentences start with a capital letter.
- Sentences end with full stop.
- Names start with a capital letter.

Read these sentences. Write each one yourself with a full stop and capital letters in the right place.

1. mark and carl got wet in the rain

---

---

2. the man gets up at six in the morning

---

---

3. jill has fair hair but jack has dark hair

---

---

4. jim has six big coins

---

---

5. i can hear an owl hoot at night

---

---

6. nan is sitting on the chair

---

---

7. bow down to the king and queen

---

---



## Mystery Picture 24

**Yellow:** 33, 35, 37, 43, 45, 47, 53, 55, 57, 59, 60, 63, 65, 67, 69, 70, 73, 75, 77, 85, 87

**Blue:** 1, 2, 3, 4, 5, 6, 7, 8, 9, 10, 14, 15, 16, 20, 25, 30, 31, 39, 40, 41, 42, 49, 50, 71, 72, 79, 80, 81, 82, 83, 88, 89, 90, 91, 92, 93, 94, 95, 96, 97, 98, 99, 100

**Black:** 34, 36, 44, 46, 48, 51, 52, 54, 56, 58, 61, 62, 64, 66, 68, 74, 76, 78, 84, 86

Add an eye to the picture.

<b>1</b>	<b>2</b>	<b>3</b>	<b>4</b>	<b>5</b>	<b>6</b>	<b>7</b>	<b>8</b>	<b>9</b>	<b>10</b>
<b>11</b>	<b>12</b>	<b>13</b>	<b>14</b>	<b>15</b>	<b>16</b>	<b>17</b>	<b>18</b>	<b>19</b>	<b>20</b>
<b>21</b>	<b>22</b>	<b>23</b>	<b>24</b>	<b>25</b>	<b>26</b>	<b>27</b>	<b>28</b>	<b>29</b>	<b>30</b>
<b>31</b>	<b>32</b>	<b>33</b>	<b>34</b>	<b>35</b>	<b>36</b>	<b>37</b>	<b>38</b>	<b>39</b>	<b>40</b>
<b>41</b>	<b>42</b>	<b>43</b>	<b>44</b>	<b>45</b>	<b>46</b>	<b>47</b>	<b>48</b>	<b>49</b>	<b>50</b>
<b>51</b>	<b>52</b>	<b>53</b>	<b>54</b>	<b>55</b>	<b>56</b>	<b>57</b>	<b>58</b>	<b>59</b>	<b>60</b>
<b>61</b>	<b>62</b>	<b>63</b>	<b>64</b>	<b>65</b>	<b>66</b>	<b>67</b>	<b>68</b>	<b>69</b>	<b>70</b>
<b>71</b>	<b>72</b>	<b>73</b>	<b>74</b>	<b>75</b>	<b>76</b>	<b>77</b>	<b>78</b>	<b>79</b>	<b>80</b>
<b>81</b>	<b>82</b>	<b>83</b>	<b>84</b>	<b>85</b>	<b>86</b>	<b>87</b>	<b>88</b>	<b>89</b>	<b>90</b>
<b>91</b>	<b>92</b>	<b>93</b>	<b>94</b>	<b>95</b>	<b>96</b>	<b>97</b>	<b>98</b>	<b>99</b>	<b>100</b>

## Mystery Picture 24 (Addition)

### Yellow:

(20 + 13), (17 + 18), (21 + 16), (13 + 30), (9 + 36), (33 + 14), (18 + 35), (15 + 40), (27 + 30),  
(26 + 33), (20 + 40), (63 + 0), (18 + 47), (38 + 29), (58 + 11), (30 + 40), (26 + 47), (6 + 69),  
(60 + 17), (43 + 42), (17 + 70)

### Blue:

(0 + 1), (1 + 1), (3 + 0), (2 + 2), (4 + 1), (3 + 3), (5 + 2), (4 + 4), (3 + 6), (5 + 5), (14 + 0), (8 + 7),  
(7 + 9), (13 + 7), (18 + 7), (15 + 15), (31 + 0), (15 + 24), (35 + 5), (20 + 21), (13 + 29), (33 + 16), (25 + 25),  
(11 + 60), (36 + 36), (51 + 28), (41 + 39), (41 + 40), (31 + 51), (23 + 60), (88 + 0),  
(29 + 60), (45 + 45), (30 + 61), (11 + 81), (50 + 43), (17 + 77), (20 + 75), (48 + 48), (16 + 81),  
(55 + 43), (28 + 71), (55 + 45)

### Black:

(13 + 21), (17 + 19), (22 + 22), (10 + 36), (23 + 25), (50 + 1), (12 + 40), (29 + 25), (28 + 28),  
(16 + 42), (41 + 20), (31 + 31), (64 + 0), (28 + 38), (48 + 20), (16 + 58), (30 + 46), (61 + 17),  
(13 + 71), (33 + 53)



**Add an eye to the picture.**

<b>1</b>	<b>2</b>	<b>3</b>	<b>4</b>	<b>5</b>	<b>6</b>	<b>7</b>	<b>8</b>	<b>9</b>	<b>10</b>
<b>11</b>	<b>12</b>	<b>13</b>	<b>14</b>	<b>15</b>	<b>16</b>	<b>17</b>	<b>18</b>	<b>19</b>	<b>20</b>
<b>21</b>	<b>22</b>	<b>23</b>	<b>24</b>	<b>25</b>	<b>26</b>	<b>27</b>	<b>28</b>	<b>29</b>	<b>30</b>
<b>31</b>	<b>32</b>	<b>33</b>	<b>34</b>	<b>35</b>	<b>36</b>	<b>37</b>	<b>38</b>	<b>39</b>	<b>40</b>
<b>41</b>	<b>42</b>	<b>43</b>	<b>44</b>	<b>45</b>	<b>46</b>	<b>47</b>	<b>48</b>	<b>49</b>	<b>50</b>
<b>51</b>	<b>52</b>	<b>53</b>	<b>54</b>	<b>55</b>	<b>56</b>	<b>57</b>	<b>58</b>	<b>59</b>	<b>60</b>
<b>61</b>	<b>62</b>	<b>63</b>	<b>64</b>	<b>65</b>	<b>66</b>	<b>67</b>	<b>68</b>	<b>69</b>	<b>70</b>
<b>71</b>	<b>72</b>	<b>73</b>	<b>74</b>	<b>75</b>	<b>76</b>	<b>77</b>	<b>78</b>	<b>79</b>	<b>80</b>
<b>81</b>	<b>82</b>	<b>83</b>	<b>84</b>	<b>85</b>	<b>86</b>	<b>87</b>	<b>88</b>	<b>89</b>	<b>90</b>
<b>91</b>	<b>92</b>	<b>93</b>	<b>94</b>	<b>95</b>	<b>96</b>	<b>97</b>	<b>98</b>	<b>99</b>	<b>100</b>

# Stripy Scarves

## Repeating Patterns

Complete the sequence below.



## Mystery Picture 25

**Brown:** 16, 20, 32, 37, 41, 52, 93, 94, 97, 98

**Yellow:** 1, 2, 3, 11, 12, 21

**Red:** 56, 67, 68

**Green:** 71, 72, 79, 80, 81, 82, 85, 86, 89, 90, 91, 92, 95, 96, 99, 100

**Blue:** 4, 5, 6, 7, 8, 9, 10, 13, 14, 15, 17, 18, 19, 22, 23, 24, 25, 26, 28, 30, 31, 33, 34, 35, 36, 40, 42, 43, 44, 45, 46, 50, 51, 60, 61, 62, 69, 70

Add eyes, a nose and a mouth to the picture.

<b>1</b>	<b>2</b>	<b>3</b>	<b>4</b>	<b>5</b>	<b>6</b>	<b>7</b>	<b>8</b>	<b>9</b>	<b>10</b>
<b>11</b>	<b>12</b>	<b>13</b>	<b>14</b>	<b>15</b>	<b>16</b>	<b>17</b>	<b>18</b>	<b>19</b>	<b>20</b>
<b>21</b>	<b>22</b>	<b>23</b>	<b>24</b>	<b>25</b>	<b>26</b>	<b>27</b>	<b>28</b>	<b>29</b>	<b>30</b>
<b>31</b>	<b>32</b>	<b>33</b>	<b>34</b>	<b>35</b>	<b>36</b>	<b>37</b>	<b>38</b>	<b>39</b>	<b>40</b>
<b>41</b>	<b>42</b>	<b>43</b>	<b>44</b>	<b>45</b>	<b>46</b>	<b>47</b>	<b>48</b>	<b>49</b>	<b>50</b>
<b>51</b>	<b>52</b>	<b>53</b>	<b>54</b>	<b>55</b>	<b>56</b>	<b>57</b>	<b>58</b>	<b>59</b>	<b>60</b>
<b>61</b>	<b>62</b>	<b>63</b>	<b>64</b>	<b>65</b>	<b>66</b>	<b>67</b>	<b>68</b>	<b>69</b>	<b>70</b>
<b>71</b>	<b>72</b>	<b>73</b>	<b>74</b>	<b>75</b>	<b>76</b>	<b>77</b>	<b>78</b>	<b>79</b>	<b>80</b>
<b>81</b>	<b>82</b>	<b>83</b>	<b>84</b>	<b>85</b>	<b>86</b>	<b>87</b>	<b>88</b>	<b>89</b>	<b>90</b>
<b>91</b>	<b>92</b>	<b>93</b>	<b>94</b>	<b>95</b>	<b>96</b>	<b>97</b>	<b>98</b>	<b>99</b>	<b>100</b>

## Mystery Picture 25 (Addition)

**Brown:**

(7 + 9), (13 + 7), (16 + 16), (21 + 16), (20 + 21), (12 + 40), (50 + 43), (17 + 77), (16 + 81), (55 + 43)

**Yellow:**

(0 + 1), (1 + 1), (3 + 0), (9 + 2), (6 + 6), (15 + 6)

**Red:**

(28 + 28), (38 + 29), (48 + 20)

**Green:**

(11 + 60), (36 + 36), (51 + 28), (41 + 39), (41 + 40), (31 + 51), (43 + 42), (33 + 53), (29 + 60), (45 + 45),  
(30 + 61), (11 + 81), (95 + 0), (48 + 48), (28 + 71), (55 + 45)

**Blue:**
























(2 + 2), (4 + 1), (3 + 3), (5 + 2), (4 + 4), (3 + 6), (5 + 5), (7 + 6), (14 + 0), (8 + 7), (10 + 7), (9 + 9),  
(11 + 8), (11 + 11), (10 + 13), (11 + 13), (25 + 0), (15 + 11), (12 + 16), (15 + 15), (12 + 19), (20 + 13), (13 + 21),  
(17 + 18), (17 + 19), (35 + 5), (13 + 29), (13 + 30), (22 + 22), (9 + 36), (46 + 0), (25 + 25), (50 + 1),  
(20 + 40), (41 + 20), (31 + 31), (58 + 11), (30 + 40)

**Add eyes, a nose and a mouth to the picture.**

<b>1</b>	<b>2</b>	<b>3</b>	<b>4</b>	<b>5</b>	<b>6</b>	<b>7</b>	<b>8</b>	<b>9</b>	<b>10</b>
<b>11</b>	<b>12</b>	<b>13</b>	<b>14</b>	<b>15</b>	<b>16</b>	<b>17</b>	<b>18</b>	<b>19</b>	<b>20</b>
<b>21</b>	<b>22</b>	<b>23</b>	<b>24</b>	<b>25</b>	<b>26</b>	<b>27</b>	<b>28</b>	<b>29</b>	<b>30</b>
<b>31</b>	<b>32</b>	<b>33</b>	<b>34</b>	<b>35</b>	<b>36</b>	<b>37</b>	<b>38</b>	<b>39</b>	<b>40</b>
<b>41</b>	<b>42</b>	<b>43</b>	<b>44</b>	<b>45</b>	<b>46</b>	<b>47</b>	<b>48</b>	<b>49</b>	<b>50</b>
<b>51</b>	<b>52</b>	<b>53</b>	<b>54</b>	<b>55</b>	<b>56</b>	<b>57</b>	<b>58</b>	<b>59</b>	<b>60</b>
<b>61</b>	<b>62</b>	<b>63</b>	<b>64</b>	<b>65</b>	<b>66</b>	<b>67</b>	<b>68</b>	<b>69</b>	<b>70</b>
<b>71</b>	<b>72</b>	<b>73</b>	<b>74</b>	<b>75</b>	<b>76</b>	<b>77</b>	<b>78</b>	<b>79</b>	<b>80</b>
<b>81</b>	<b>82</b>	<b>83</b>	<b>84</b>	<b>85</b>	<b>86</b>	<b>87</b>	<b>88</b>	<b>89</b>	<b>90</b>
<b>91</b>	<b>92</b>	<b>93</b>	<b>94</b>	<b>95</b>	<b>96</b>	<b>97</b>	<b>98</b>	<b>99</b>	<b>100</b>

# Repeat This Pattern

Can you finish the patterns?

# Patterns

Can you make your own patterns?


# I Am Happy When...

Draw a picture of something that makes you happy in each cloud. As you draw, feel yourself floating with the clouds, happy and relaxed. In the sun, draw a picture of you when you're happy.

