



Holy Eucharist Catholic Primary School

1a Oleander Drive, St Albans South. VIC 3021

Phone: 8312 0900 Fax: 9366 8192

www.hestalbanssth.catholic.edu.au



Grade 2

Remote Learning Pack

Week beginning - Monday 4th October 2021

It is recommended that each day consists of:

- 45-60 minutes of literacy activities (reading and writing)
- 30-45 minutes of numeracy activities
- 30-45 minutes Additional learning areas, play-based learning and physical activity

Contact Emails:

2JK Miss Jess Kerlin

Jessica.Kerlin@hestalbanssth.catholic.edu.au

2JM Miss Julie Murnane

Julie.Murnane@hestalbanssth.catholic.edu.au

2TT Miss Thy Tran

Thy.Tran@hestalbanssth.catholic.edu.au

Term 4 Week 1

Name: _____

Grade: 2____

When you have completed all your work, here are some fun things to do at home.

| | | |
|--|---|---|
| <p>Out of recycled items, make a musical instrument that makes a sound. Learn to play a song on your instrument. Play it for your family.</p> | <p>On a piece of paper, draw a maze with a start and a finish. Give your maze to a family member to solve.</p> | <p>Look at the dates on all of the coins in your home. Make a timeline showing all of the dates in order. Which is the oldest coin? Which is the newest coin?</p> |
| <p>Make 5 new rules you think should be added to your household. Hold a family meeting and explain each one. Then, let each member vote for their favourite! Write a paragraph explaining the process.</p> | <p>Find a flower with an odd number of petals. Does this type of flower always have the same number of petals? Do some research online to find out! Write a paragraph about what you learned.</p> | <p>Have a family member put 10 items on a flat surface. Look at the items for 2 minutes. Walk away and list all of the items you remember. Try again using the same items. Did you do better the second time?</p> |
| <p>In your journal, make a list of 5 things you are grateful for today. They can be people, objects, or even ideas or experiences!</p> | <p>Using two paper towel rolls, make a pair of binoculars. Be sure to decorate them with all of the things you plan on using them for.</p> | <p>Count the number of jumps it takes to get from your bed to the front door. Each jump needs to be with both feet. See if a family member can beat your number of jumps!</p> |
| <p>Find your favourite stuffed toy, blanket, or pillow. In a quiet room, lie flat on your back and place the item on top of your belly button. Breathe in slowly, counting to 3. Then breathe out for 3. Continue for 5 minutes.</p> | <p>Grab some painter's or masking tape and some chalk, and head outside. Create a geometric pattern on the sidewalk using tape. Then, colour in each section using a different colour. Carefully remove the tape.</p> | <p>Record how long it takes you to run around the perimeter of your home. Do this 5 times, recording the time after each one. Put the times in order from least to greatest. Was your first time the fastest?</p> |

Monday 4th October, 2021

Reading

The month of October is the Month of the Holy Rosary. Read these 2 slides to learn about what the Holy Rosary is and why we use it.

What is the Holy Rosary?

The Rosary is a form of prayer used especially in the Catholic Church.

It is named after the string of prayer beads which some people use to count the parts of the prayer.

The Rosary Prayer is very important to Catholics for many reasons, including their devotion to Mary.

The Rosary Prayer can be said alone or in groups.

Praying a Rosary for the dead is part of the funeral tradition.



What is the purpose of Holy Rosary?

The purpose of the Rosary is to help people remember the events in the lives of Jesus and Mary and to thank and praise God for them.

The Rosary Prayer is a little bit like a history lesson!

The main focus is on Jesus - his birth, life, death and resurrection.



When we say the Rosary, we say the Hail Mary. Fill in the blanks and then colour the picture.

Fill In the Blanks

| | | | |
|-------|---------|--------|------|
| womb | blessed | Mother | hour |
| grace | pray | women | |

Hail Mary

Hail Mary, full of _____,
the Lord is with thee;
blessed art thou among _____,
and _____ is the fruit of thy _____, Jesus.
Holy Mary, _____ of God,
_____ for us sinners,
now and at the _____ of our death.
Amen.



Extension task: Can you record yourself saying the hail Mary?

Writing Communication

Communication is simply the act of transferring information from one place, person or group to another.

We can communicate to people in many different ways.

Watch this video about **communication**: <https://www.youtube.com/watch?v=Z8QxVUGCsoc>

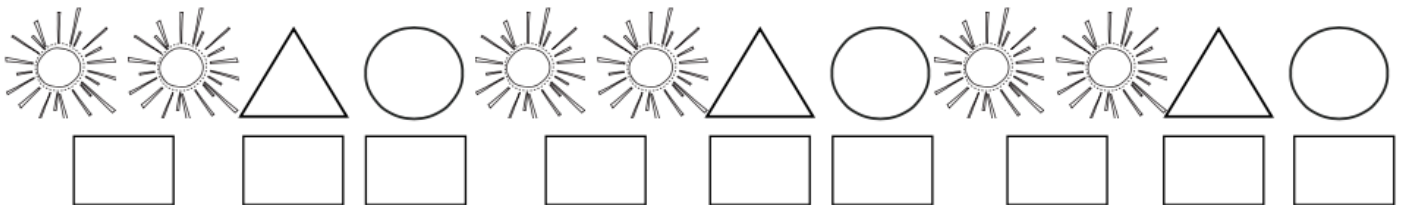
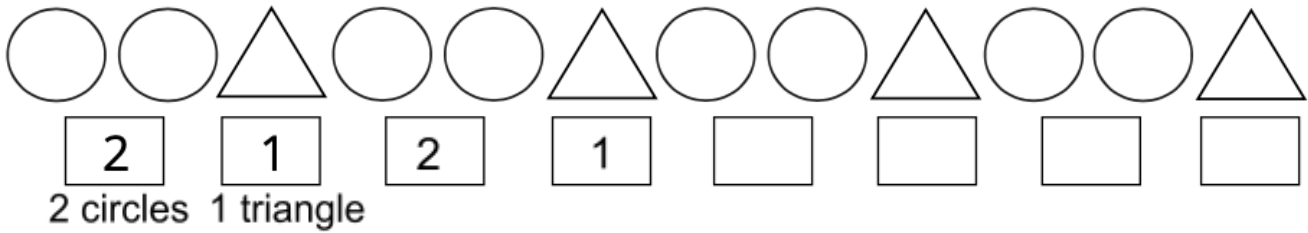
Write down all the types of communications that were mentioned in the video.

Match the communication words to the picture

| | | |
|---|--|--|
|      | <p>Television</p> <p>Email</p> <p>Newspaper</p> <p>Text message</p> <p>Telephone</p> <p>Letter</p> <p>Internet</p> <p>Class Dojo</p> <p>Social Media</p> |      |
|---|--|--|

Warm Up - number patterns.

① Use numbers to describe these patterns. The first one has been started for you.



Create some number patterns where the difference between each number is 10.

10, 20, 30, 40, _____, _____, _____, _____, _____, _____, _____

11, 21, 31, 41, _____, _____, _____, _____, _____, _____, _____

25, 35, 45, 55, _____, _____, _____, _____, _____, _____, _____

126, 116, 106, _____, _____, _____, _____, _____, _____, _____

Make your own patterns -

_____, _____, _____, _____, _____, _____, _____, _____, _____, _____

_____, _____, _____, _____, _____, _____, _____, _____, _____, _____

Maths

Everything I know about Halves and other Fractions.

Show everything you know about Half, Halves, Quarters and other Fractions.

Write and draw your answers. Fill this box with pictures and lots of examples of what you know. One example has been done for you.




The time is half past one.

Religion

We are made in the image and likeness of God so we must each treat each other with dignity and respect.

Draw a picture of you and your family.



For each person in your family, write a short sentence explaining how that person is caring.

Extension: Create a family paper chain. This video shows you how to make a family paper chain <https://www.youtube.com/watch?v=kZo68K6vWZ4>

Tuesday 5th October, 2021

Reading

What are Rosary Beads?

The Rosary Beads provide a method of keeping count of the different parts of the Rosary Prayer.

The fingers are moved along the beads as the prayers are said.


By not having to keep track of the count mentally, the mind is free to meditate.

The Roman Catholic Rosary is made up of a cross or crucifix, a medal, large beads and small beads.

Some sets of Rosary Beads have five groups of ten beads and other sets of Rosary Beads contain fifteen groups of ten beads.

The prayers of the Rosary can also be said using any type of counting device or by counting on the fingers.

Using The Rosary Beads



1. Sign of the Cross

2. The Our Father Prayer

3. The Hail Mary Prayer (x10)

4. The Our Father Prayer

5. The Hail Mary Prayer (x10)



6. Glory be to the Father

Watch this video (<https://www.youtube.com/watch?v=EfxhieFfBrg>) and have a go at drawing your own Rosary Beads. Upload a photo to your Class Dojo portfolio.

Writing

Formal and Informal communication

Watch this video: <https://www.youtube.com/watch?v=SrMTRgcHBI4>

| FORMAL | INFORMAL |
|--|--|
|  <p>A screenshot of an iPhone Messages app conversation with 'Mom'. The status bar shows 'Optus 3G' and '10:40 AM'. The messages are: Mom: 'Good morning darling!'; Me: 'Hi mum, how are you?'; Mom: 'I am great. What are your plans today?'; Me: 'I will be going to the park to meet my friends. What about you?'. The text is clear, complete, and uses proper punctuation.</p> |  <p>A screenshot of an iPhone Messages app conversation with 'Teacher'. The status bar shows 'Optus 3G' and '10:44 AM'. The messages are: Teacher: 'Good morning Peter!'; Me: 'Hey miss h r u'; Teacher: 'I am gr8. Have you done ur hw'; Me: 'Na'. The text is abbreviated, misspelled, and lacks proper punctuation.</p> |
| Notice words are written in full and punctuation is used correctly! | It is sometimes ok to write like this to someone really close to you like your mum or best friend. |

Write down the difference between formal and informal communication.


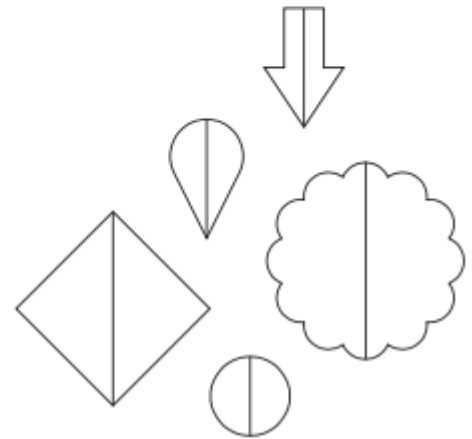
| <u>Formal</u> | <u>Informal</u> |
|--|-----------------|
| | |


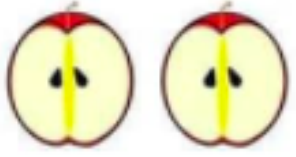
Challenge: These sentences are written in formal writing. Rewrite these sentences and make it informal.

1. Jim, can you please go get the kids?

2. Good evening Sally.

1. Colour half of all the tree shapes green.
2. Colour half the flower pink.
3. Colour half of the star shapes yellow.
4. Colour half the rainbow red, purple and blue.
5. Colour the whole mushroom red.
6. Colour half the heart pink.
7. Colour the whole house roof black.
8. Colour half the house green.
9. Colour half the sports balls blue.
10. Colour the whole cat grey.
11. Do not colour any of the pencil yellow.
12. Colour the whole baseball bat orange.




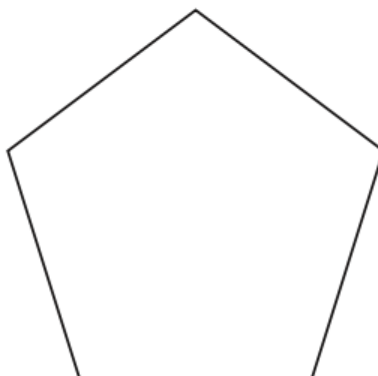
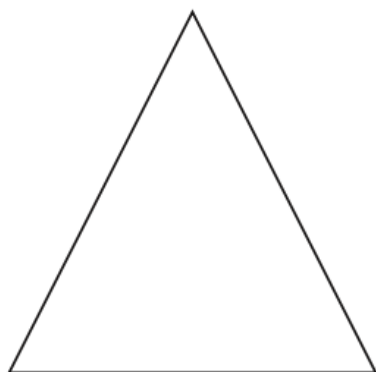


| | | |
|--|---|---|
|  <p>half</p> <p>Half is a single noun - Halves is the plural form</p> |  <p>halves</p> | <p>Draw a half.</p> <p>Draw two halves.</p> |
|--|---|---|

Watch this story called "Give Me Half!" <https://www.youtube.com/watch?v=hVaxijB6Fls>

Draw and write your answer - What are some of the things the children had to share?

Halve the Picture

Draw a line to cut these shapes into halves.



Inquiry

Welcome Ceremony.

When Aboriginal elders and leaders **Welcome** you to country, they tell you about the country and ask you to look after the land, the animals and the water while you are here.


Have you ever seen a Welcome to Country ceremony?

This video shows Wurundjeri elder Aunty Joy Murphy, who recorded a Welcome ceremony for Australia Day this year (2021).

<https://www.youtube.com/watch?v=i9ta1EQJYqE>



Task - You have 2 choices - you can choose one of these tasks -



Record yourself reading the Welcome to Country (it's on page 30 of this remote learning booklet). You might like to hold some leaves like Aunty Joy.



Fill in the missing Welcome words in the activity below ...

Welcome to Country

These words are missing from the Welcome. Write them in the correct space.

Welcome
Wurundjeri
part
traditional
land
come

We _____ to the t _____

lands of the Wu _____ People.

We are part of this _____ and

the land is _____ of us.

This is where we _____ from.

Wominjeka Wurundjeri balluk
yearmenn koondée bik.

The Mysteries of The Rosary

The Rosary Prayer focuses on the life of Christ from the Bible.

During these prayers, people meditate on different aspects of Christ's life.

The beads of the Rosary are divided into five decades (or sections); each decade represents an event from the life of Christ.

These five events are grouped into a set of four mysteries, each focused on an important part of the life of Christ.

The four mysteries are named after the type of events in that mystery:

Joyful - The Nativity

Luminous - The Baptism of the Lord

Sorrowful - The Crucifixion

Glorious - The Resurrection



This year we will be learning all about The Sorrowful Mysteries. There are five Sorrowful Mysteries. They depict certain times of sorrow in the lives of Mary and Jesus.

1. The Agony in the Garden – Jesus goes with his disciples to the Garden of Gethsemane to pray.

2. The Scourging of Jesus at the Pillar – Jesus is brought to Pilate for trial.

3. The Crowning of Thorns – Jesus is taken by the soldiers who strip him and place a crown of thorns on his head.

4. The Carrying of the Cross – Jesus carried his cross to the Place of the Skull, called Golgotha in Hebrew.

5. The Crucifixion – Jesus is nailed to the cross.

For each of the Sorrowful Mysteries, write or draw what you already know OR what you think that story might be about.

1. The Agony in the Garden

2. The Scourging at the Pillar

3. The Crowning with Thorns

4. The Carrying of the Cross

5. The Crucifixion



Writing

Writing a letter

Watch this video: <https://www.youtube.com/watch?v=y2d-0dlimgY>

There are 5 parts that MUST be included in every letter:

1. Date
2. Greeting
3. Body of the message
4. Closing
5. Signature

Make a list of people you can write a letter to.

Make a list of topics you can write about.

Make a list of formal greetings.

Make a list of informal greetings.

| | | | | | | | | | | | | | | | | | | | | | | | | | | | | | | | | | | | | | | | | | | | | | | | | | | | | | | | | | | | | | | | | | | | | | | | | | | | | | | | | | | | | | | | | | | | | | | | | | | | | | | | | | | | | | | | | | | | | | | | | | | | | | |
|---|--|--|--|--|--|--|--|--|--|--|--|--|--|--|--|--|--|--|--|--|--|--|--|--|--|--|--|--|--|--|--|--|--|--|--|--|--|--|--|--|--|--|--|--|--|--|--|--|--|--|--|--|--|--|--|--|--|--|--|--|--|--|--|--|--|--|--|--|--|--|--|--|--|--|--|--|--|--|--|--|--|--|--|--|--|--|--|--|--|--|--|--|--|--|--|--|--|--|--|--|--|--|--|--|--|--|--|--|--|--|--|--|--|--|--|--|--|--|--|--|---|--|--|--|--|
| <table border="1"> <tr><td></td><td></td><td></td><td></td><td></td><td></td><td></td><td></td><td></td><td></td><td></td><td></td><td></td><td></td><td></td><td></td><td></td><td></td><td></td><td></td></tr> <tr><td></td><td></td><td></td><td></td><td></td><td></td><td></td><td></td><td></td><td></td><td></td><td></td><td></td><td></td><td></td><td></td><td></td><td></td><td></td><td></td></tr> <tr><td></td><td></td><td></td><td></td><td></td><td></td><td></td><td></td><td></td><td></td><td></td><td></td><td></td><td></td><td></td><td></td><td></td><td></td><td></td><td></td></tr> <tr><td></td><td></td><td></td><td></td><td></td><td></td><td></td><td></td><td></td><td></td><td></td><td></td><td></td><td></td><td></td><td></td><td></td><td></td><td></td><td></td></tr> <tr><td></td><td></td><td></td><td></td><td></td><td></td><td></td><td></td><td></td><td></td><td></td><td></td><td></td><td></td><td></td><td></td><td></td><td></td><td></td><td></td></tr> <tr><td></td><td></td><td></td><td></td><td></td><td></td><td></td><td></td><td></td><td></td><td></td><td></td><td></td><td></td><td></td><td></td><td></td><td></td><td></td><td></td></tr> </table> | | | | | | | | | | | | | | | | | | | | | | | | | | | | | | | | | | | | | | | | | | | | | | | | | | | | | | | | | | | | | | | | | | | | | | | | | | | | | | | | | | | | | | | | | | | | | | | | | | | | | | | | | | | | | | | | | | | | | | | | | <table border="1"> <tr><td></td><td></td><td></td><td></td></tr> </table> | | | | |
| | | | | | | | | | | | | | | | | | | | | | | | | | | | | | | | | | | | | | | | | | | | | | | | | | | | | | | | | | | | | | | | | | | | | | | | | | | | | | | | | | | | | | | | | | | | | | | | | | | | | | | | | | | | | | | | | | | | | | | | | | | | | | |
| | | | | | | | | | | | | | | | | | | | | | | | | | | | | | | | | | | | | | | | | | | | | | | | | | | | | | | | | | | | | | | | | | | | | | | | | | | | | | | | | | | | | | | | | | | | | | | | | | | | | | | | | | | | | | | | | | | | | | | | | | | | | | |
| | | | | | | | | | | | | | | | | | | | | | | | | | | | | | | | | | | | | | | | | | | | | | | | | | | | | | | | | | | | | | | | | | | | | | | | | | | | | | | | | | | | | | | | | | | | | | | | | | | | | | | | | | | | | | | | | | | | | | | | | | | | | | |
| | | | | | | | | | | | | | | | | | | | | | | | | | | | | | | | | | | | | | | | | | | | | | | | | | | | | | | | | | | | | | | | | | | | | | | | | | | | | | | | | | | | | | | | | | | | | | | | | | | | | | | | | | | | | | | | | | | | | | | | | | | | | | |
| | | | | | | | | | | | | | | | | | | | | | | | | | | | | | | | | | | | | | | | | | | | | | | | | | | | | | | | | | | | | | | | | | | | | | | | | | | | | | | | | | | | | | | | | | | | | | | | | | | | | | | | | | | | | | | | | | | | | | | | | | | | | | |
| | | | | | | | | | | | | | | | | | | | | | | | | | | | | | | | | | | | | | | | | | | | | | | | | | | | | | | | | | | | | | | | | | | | | | | | | | | | | | | | | | | | | | | | | | | | | | | | | | | | | | | | | | | | | | | | | | | | | | | | | | | | | | |
| | | | | | | | | | | | | | | | | | | | | | | | | | | | | | | | | | | | | | | | | | | | | | | | | | | | | | | | | | | | | | | | | | | | | | | | | | | | | | | | | | | | | | | | | | | | | | | | | | | | | | | | | | | | | | | | | | | | | | | | | | | | | | |

| | |
|--|---|
| Write the Number: | |
| Write it in words: | |
| Number before: | |
| Number after: | |
| 10 before: | |
| 10 after: | |
| 100 after | |
| Expanded form: | _____ + _____ = _____ |
| Partition the number using place value | 0 Hundreds, _____ Tens, _____ Ones |

Bonus - Do you know what **half of this number is?**

Draw and write all over this picture to show how you worked out the answer.

| | | | | | | | | | | | | | | | | | | | | | | | | | | | | | | | | | | | | | | | | | | | | | | | | | | | | | | | | | | | | | | | | | | | | | | | | | | | | | | | | | | | | | | | | | | | | | | | | | | | | | | | | | | | | | | | | | | | | | | | | | | | | | |
|---|--|--|--|--|--|--|--|--|--|--|--|--|--|--|--|--|--|--|--|--|--|--|--|--|--|--|--|--|--|--|--|--|--|--|--|--|--|--|--|--|--|--|--|--|--|--|--|--|--|--|--|--|--|--|--|--|--|--|--|--|--|--|--|--|--|--|--|--|--|--|--|--|--|--|--|--|--|--|--|--|--|--|--|--|--|--|--|--|--|--|--|--|--|--|--|--|--|--|--|--|--|--|--|--|--|--|--|--|--|--|--|--|--|--|--|--|--|--|--|--|---|--|--|--|--|
| <table border="1"> <tr><td></td><td></td><td></td><td></td><td></td><td></td><td></td><td></td><td></td><td></td><td></td><td></td><td></td><td></td><td></td><td></td><td></td><td></td><td></td><td></td></tr> <tr><td></td><td></td><td></td><td></td><td></td><td></td><td></td><td></td><td></td><td></td><td></td><td></td><td></td><td></td><td></td><td></td><td></td><td></td><td></td><td></td></tr> <tr><td></td><td></td><td></td><td></td><td></td><td></td><td></td><td></td><td></td><td></td><td></td><td></td><td></td><td></td><td></td><td></td><td></td><td></td><td></td><td></td></tr> <tr><td></td><td></td><td></td><td></td><td></td><td></td><td></td><td></td><td></td><td></td><td></td><td></td><td></td><td></td><td></td><td></td><td></td><td></td><td></td><td></td></tr> <tr><td></td><td></td><td></td><td></td><td></td><td></td><td></td><td></td><td></td><td></td><td></td><td></td><td></td><td></td><td></td><td></td><td></td><td></td><td></td><td></td></tr> <tr><td></td><td></td><td></td><td></td><td></td><td></td><td></td><td></td><td></td><td></td><td></td><td></td><td></td><td></td><td></td><td></td><td></td><td></td><td></td><td></td></tr> </table> | | | | | | | | | | | | | | | | | | | | | | | | | | | | | | | | | | | | | | | | | | | | | | | | | | | | | | | | | | | | | | | | | | | | | | | | | | | | | | | | | | | | | | | | | | | | | | | | | | | | | | | | | | | | | | | | | | | | | | | | | <table border="1"> <tr><td></td><td></td><td></td><td></td></tr> </table> | | | | |
| | | | | | | | | | | | | | | | | | | | | | | | | | | | | | | | | | | | | | | | | | | | | | | | | | | | | | | | | | | | | | | | | | | | | | | | | | | | | | | | | | | | | | | | | | | | | | | | | | | | | | | | | | | | | | | | | | | | | | | | | | | | | | |
| | | | | | | | | | | | | | | | | | | | | | | | | | | | | | | | | | | | | | | | | | | | | | | | | | | | | | | | | | | | | | | | | | | | | | | | | | | | | | | | | | | | | | | | | | | | | | | | | | | | | | | | | | | | | | | | | | | | | | | | | | | | | | |
| | | | | | | | | | | | | | | | | | | | | | | | | | | | | | | | | | | | | | | | | | | | | | | | | | | | | | | | | | | | | | | | | | | | | | | | | | | | | | | | | | | | | | | | | | | | | | | | | | | | | | | | | | | | | | | | | | | | | | | | | | | | | | |
| | | | | | | | | | | | | | | | | | | | | | | | | | | | | | | | | | | | | | | | | | | | | | | | | | | | | | | | | | | | | | | | | | | | | | | | | | | | | | | | | | | | | | | | | | | | | | | | | | | | | | | | | | | | | | | | | | | | | | | | | | | | | | |
| | | | | | | | | | | | | | | | | | | | | | | | | | | | | | | | | | | | | | | | | | | | | | | | | | | | | | | | | | | | | | | | | | | | | | | | | | | | | | | | | | | | | | | | | | | | | | | | | | | | | | | | | | | | | | | | | | | | | | | | | | | | | | |
| | | | | | | | | | | | | | | | | | | | | | | | | | | | | | | | | | | | | | | | | | | | | | | | | | | | | | | | | | | | | | | | | | | | | | | | | | | | | | | | | | | | | | | | | | | | | | | | | | | | | | | | | | | | | | | | | | | | | | | | | | | | | | |
| | | | | | | | | | | | | | | | | | | | | | | | | | | | | | | | | | | | | | | | | | | | | | | | | | | | | | | | | | | | | | | | | | | | | | | | | | | | | | | | | | | | | | | | | | | | | | | | | | | | | | | | | | | | | | | | | | | | | | | | | | | | | | |




Did you know that if you cut a shape into two pieces, they cannot be called halves **unless** the two pieces are **equal** (the same)?

Halves are EQUAL PARTS

All these shapes have been split into two parts. Some of them have been split in half equally. Some have NOT been split equally. They are not halves.

1. Find shapes that have been split into halves equally. Shade each half a different colour.
2. Put a cross through each shape that has NOT been split into halves equally.

As an example, we have done one coloured-in shape (step 1) and one cross (step 2) for you...



Religion

Jesus wants all people to love and care for each other.

To respect someone means to treat him or her as a “**Very Important Person**” (VIP).

Jesus taught us to respect all people because to him, everyone is a “Very Important Person.”

What does it mean to respect someone?

Activity: Choose one person in your family and make them a certificate for being a VIP.



Superstar Award

Congratulations to _____

for _____

WELL DONE!

Date _____ Signed _____





visit [twinkl.co.uk](https://www.twinkl.co.uk)

Thursday 7th October, 2021

Sport

Hello Prep, Grade 1 and 2 students, parents and carers,

Here are the Week 1 activities, students can access the websites using a device. Some activities require sports equipment, use something from around the house that would do the same job as the sports equipment. You need a small space to do most of these activities, if you have outdoor space then use that.


PARENTS:

If you don't have access to a digital device or internet, go for a bike ride, walk, little jog, kick to kick with siblings or adults (if weather permits).



UPLOAD ONE OR TWO PHOTOS ON TO THE FOLDER NAMED (Week 1 PE Task)

Students and Parents, please don't hesitate to contact me for any help or support on:
heribert.herrera@hestalbanssth.catholic.edu.au

| | |
|---|---|
| Warm-Up 5 Minutes Learning Intention: I'm learning to warm- up correctly. | Equipment: <ul style="list-style-type: none">• Water Bottle• Yoga mat (if you have one)• Space to exercise Warm Up Video: Link: Warm up With Mr. H V1 (https://www.youtube.com/watch?v=PKR_PQrM6Ro) Warm up with Mr. Herrera |
| Activity or Skill Yoga Sessions Learning Intention: <ul style="list-style-type: none">• I'm learning some basic taekwondo moves. | ACTIVITY Link:  Taekwondo VIDEOGAME Workout! Bobo PE Fitness Challenge (https://www.youtube.com/watch?v=OQgR6QZES7I) |
| Warm-Down Learning Intention: <ul style="list-style-type: none">• I'm learning to stretch correctly after my activity. | Warm down: Link: Brain Break: Stretching (https://www.youtube.com/watch?v=0L3W0pcHU50) |

Stay Safe and take care.

Mr. Herrera Physical Education Teacher.

Music

Music Term 4 Week 1


Gr. 1 & 2

Welcome back to Term 4!

Today you are going to play with sound. Click on the link and try all the different activities.

<https://musiclab.chromeexperiments.com/Experiments>

Draw me a picture of your favourite activity you did in the 'musiclab'

A large, empty rectangular box with a thin black border, intended for a student to draw a picture of their favorite activity from the 'musiclab' website.

Art

Learning Intentions: We are learning to make flowers and streamers to celebrate how our families or people celebrate happy times.

Watch the video to get ideas:

<https://www.youtube.com/watch?v= 7LZlO9CzBw>

Materials you will need:

Coloured strips (use white strips, colour with coloured pencils if you haven't got coloured paper)

Glue

String

GRADE 2



Name: _____

Class: _____

Date: _____

| | | | | | | | | | |
|---|---|---|---|---|---|---|---|---|----|
| 1 | 2 | 3 | 4 | 5 | 6 | 7 | 8 | 9 | 10 |
| 一 | 二 | 三 | 四 | 五 | 六 | 七 | 八 | 九 | 十 |

Counting Jellybeans

Count the jellybeans and color how many.



| | | | | | |
|--|----|--|----|--|----|
| | 十 | | 十七 | | 十四 |
| | 十三 | | 十六 | | 十五 |
| | 十二 | | 十八 | | 十三 |
| | 十九 | | 十五 | | 十 |
| | 十八 | | 十四 | | 十五 |
| | 十七 | | 十二 | | 十一 |
| | 十九 | | 十八 | | 十三 |
| | 二十 | | 十五 | | 十二 |
| | 十六 | | 十六 | | 十 |

Digital Technology

Term 1 Weeks 1: e-Safety

1. Watch the video about Cyberbullying - You're not alone.

In this video Hector and his friends celebrate being good digital citizens and help their good friend Ming to deal with a cyberbully. The link to the video - <https://vimeo.com/113869728>

2. Answer these questions in a Google doc, on this sheet or in your books:

How would Ming feel about the altered photo that made fun of her?

How would Ming feel about that photo being sent to many other people?

What could Hector and his friends do to help Ming?

Why was Ming upset?

What did Hector decide to do about Ming's problem?'

Who did Ming go and talk to about the problem?'

Why were Brooke and Bella laughing?

Why was Constable Solosolave pleased with the friends at the end?

What did Brooke and Bella do when they realised they had hurt Ming's feelings?

Can you think of a time when you felt sad and someone helped you feel better?

How could you help someone who is feeling sad?

3. Finally: Complete the image below

On the T-Shirt, write 3 positive words you can use to describe yourself. For example, brave, smart, helpful, loyal.


Draw your face and colour in the picture

Write your name in the speech bubble.



I Am Happy When...

Draw a picture of something that makes you happy in each cloud. As you draw, feel yourself floating with the clouds, happy and relaxed. In the sun, draw a picture of you when you're happy.



Friday 8th October, 2021

Reading

This is the first of the Sorrowful mysteries.

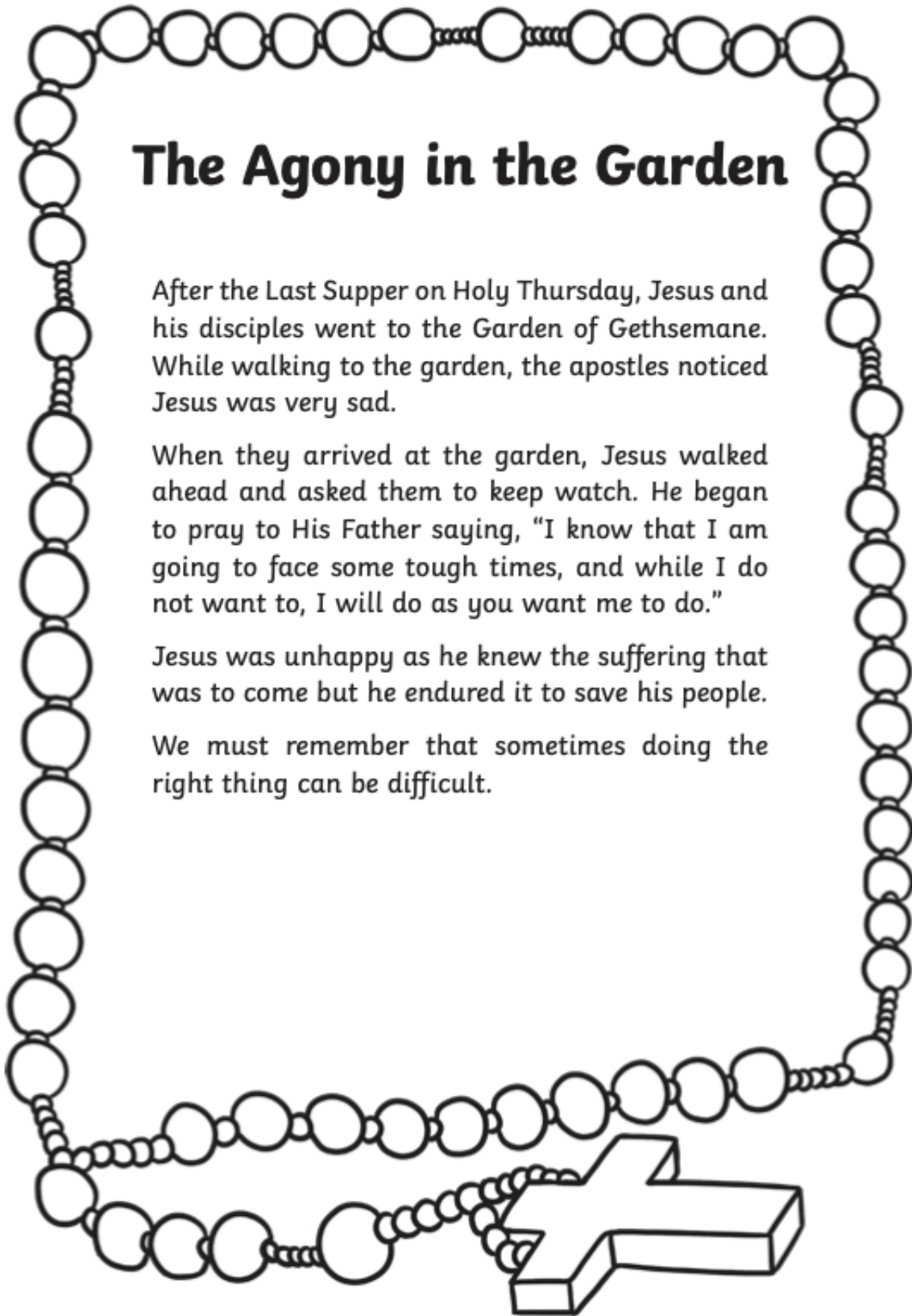
The Agony in the Garden

After the Last Supper on Holy Thursday, Jesus and his disciples went to the Garden of Gethsemane. While walking to the garden, the apostles noticed Jesus was very sad.

When they arrived at the garden, Jesus walked ahead and asked them to keep watch. He began to pray to His Father saying, "I know that I am going to face some tough times, and while I do not want to, I will do as you want me to do."

Jesus was unhappy as he knew the suffering that was to come but he endured it to save his people.

We must remember that sometimes doing the right thing can be difficult.



On a piece of paper, draw a picture to illustrate this story. Upload a photo to your ClassDojo Portfolio.

Writing

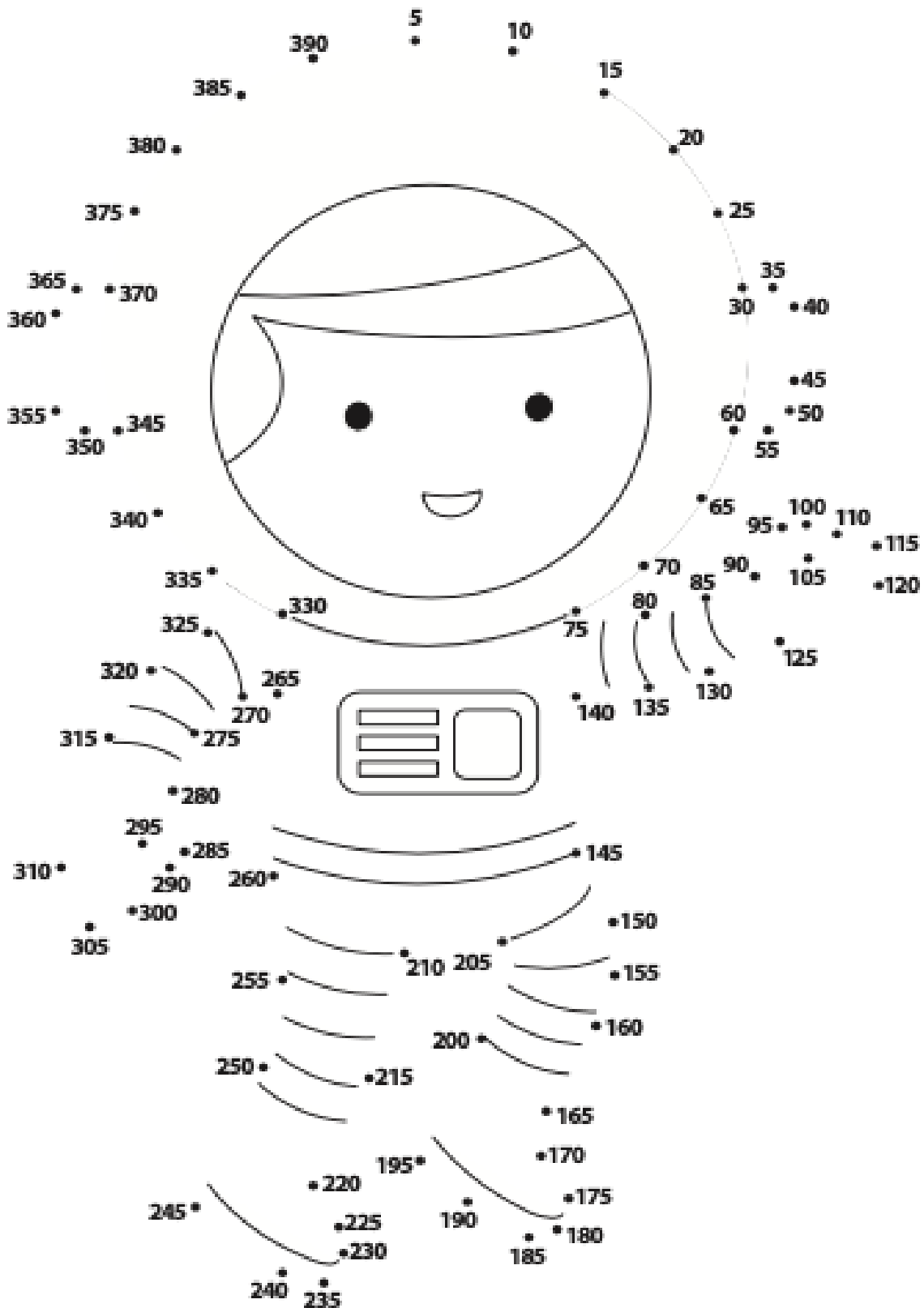
Writer's Notebook

Using your five senses, **WRITE** and **DRAW** your favourite place to go.
Make sure you write in full sentences. Use lots of descriptive words.

| | |
|--------------------------------|----------------|
| My favourite place to go is... | I can smell... |
| I can see... | I can hear... |
| I can taste... | I can feel... |

Counting by 5

Complete the dot-to-dot by starting at 5 and counting up by fives.






Half a collection.

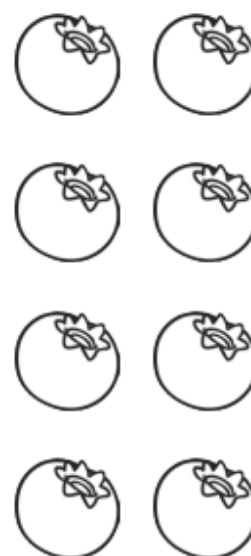


You can cut a shape or an object in half. You will have two equal pieces.

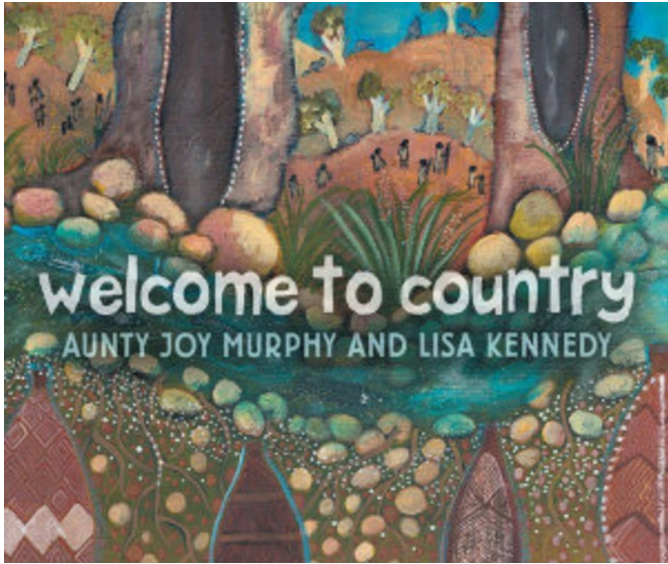
You can also cut a collection or a set of things in half. You will have two smaller collections with an equal amount of objects in each.

1. Draw a circle around one-half of each of the following groups of animals.



For each group of summer fruits, colour in $\frac{1}{2}$.





Get your brain ready for reading.

Look at the cover, read the title.

Make a prediction.

What could this story be about?

Watch the author read this story and explain the important message in this book.

<https://storyboxlibrary.com.au/stories/welcome-to-country>

Username and password - heps3021

We are very lucky, because this book was written by Aunty Joy Murphy - an Aboriginal elder from our own part of Australia - from Wurundjeri country.

It is important to remember that the land we live on has a very long history.

It has been here for a very long time and it has been lived on and cared for by many different people and animals since the beginning.

The Wurundjeri people were the first people to live on and care for the land that we live on now.

We should respect their history and their connections to the land, just the same as our own connections to the land.



Our school is built on Wurundjeri land.

Think of our school, or a place that is important to you and makes you feel connected to this land.

You might also think of nearby parks, beaches, or a favourite tree. You might choose a holiday place or another place you have been...

Write some of the reasons you are grateful for this place.

Draw the important things on this land, in this country, that you love and that help you feel connected to it.