



**Holy Eucharist Catholic Primary School**

1a Oleander Drive, St Albans South. VIC 3021

Phone: 8312 0900 Fax: 9366 8192

[www.hestalbanssth.catholic.edu.au](http://www.hestalbanssth.catholic.edu.au)



# Grade 2

## Remote Learning Pack

Week beginning - Monday 11th October 2021

It is recommended that each day consists of:

- 45-60 minutes of literacy activities (reading and writing)
- 30-45 minutes of numeracy activities
- 30-45 minutes Additional learning areas, play-based learning and physical activity

**Contact Emails:**

2JK Miss Jess Kerlin

[Jessica.Kerlin@hestalbanssth.catholic.edu.au](mailto:Jessica.Kerlin@hestalbanssth.catholic.edu.au)

2JM Miss Julie Murnane

[Julie.Murnane@hestalbanssth.catholic.edu.au](mailto:Julie.Murnane@hestalbanssth.catholic.edu.au)

2TT Miss Thy Tran

[Thy.Tran@hestalbanssth.catholic.edu.au](mailto:Thy.Tran@hestalbanssth.catholic.edu.au)

# Term 4 Week 2

**Name:** \_\_\_\_\_

**Grade: 2**\_\_\_\_

**When you have completed all your work, here are some fun things to do at home.**

Hide an item somewhere in your home. Draw a map leading someone to its location. Give your map to a family member to find the hidden treasure!	Lie down with the bottom of your socked feet touching the wall. Slide your feet up the wall and use them to draw 2D shapes. How many shapes can you draw before putting them down?	Write a song and create a dance about learning at home. Teach it to your family members and record yourselves performing it.
Using empty toilet paper and paper towel rolls, tape and scissors, build a cardboard marble run. Can you make one that incorporates at least one drop?	Stand in front of a ticking clock. With each tick, alternate touching your head, shoulders, knees and toes. Continue this activity for at least 2 minutes.	Have a family member help you access Google Maps on a computer. Type in your address. Try to locate these places: the closest grocery store, your school, the closest park, any rivers or lakes close by
Have an adult put a 5-metre piece of painter's or masking tape down on the floor. Put on some music and walk one foot over the other across the straight line. Can you walk on it backwards and stay on?	Look inside your refrigerator. Find 5 items that are a solid and 5 that are a liquid. In your journal, make a T-chart listing each item. What do you think would happen to each item if it was heated?	Think of a situation in nature where a plant provides shelter for an animal. Draw a picture and explain the interdependence that takes place between the two living things.
Try your hand at the ancient Japanese art of paper folding, or origami. Choose one of the animals to make. Follow the steps and see how it turns out. It may take several tries, but don't give up!	Spend some time doing some mindful pattern drawing. <a href="https://www.youtube.com/watch?v=7o6w_Czrff4">https://www.youtube.com/watch?v=7o6w_Czrff4</a>	Complete each of the following exercises for one minute each, counting to see how many you can complete: sit-ups, star jumps, squats, push-ups, and rocket jumps. Make a bar graph showing your results.

**Monday 11th October, 2021**

**Reading**

**This is the second of the Sorrowful mysteries.**



## **The Scourging at the Pillar**

The scourging at the pillar is a truly sad part of Jesus' life.

After he was arrested, Jesus was brought to Caiaphas, the high priest, who found him guilty. Caiaphas brought Jesus to Pontius Pilate, the Roman governor, because Jesus' enemies wanted him to be put to death. Pontius Pilate ruled over the territories. He was the only person who could allow the execution of prisoners.

Pilate told people that he believed Jesus was innocent but ordered his execution anyway. Although this was unfair, Jesus did not complain. He suffered more than you could ever imagine. He did this because he loved you.

You can show Jesus you love him by trying your best at home and in school, and by being kind.

**On a piece of paper, draw a picture to illustrate this story. Upload a photo to your ClassDojo Portfolio.**

## Writing

Watch this video: [https://www.youtube.com/watch?v=zFJEYx1fc\\_c](https://www.youtube.com/watch?v=zFJEYx1fc_c)

**There are 5 parts that MUST be included in every letter:**

1. Date
2. Greeting
3. Body of the message
4. Closing
5. Signature (Your name)

This letter from Jenny is NOT in the correct order.

**Write the number next to each part to show the correct order of a letter. The first one is done for you.**

From,	
Dear Mary,	
23rd of October, 2021	1
Jenny	
How are you? I'm very well. I didn't write back because I was very busy.  I like my new home. I helped mum paint the bedroom walls today.  A boy called Mark lives next door. He is in the same class as me at school. Mark is very good at sports and English.  Do you want to come over to play at my new house?  Write back soon. I am looking forward to hearing all your news.	



## Maths - Warm Up

### Number Sequences and Skip Counting by 2, 3, 5 and 10 (A)

① Use the hundreds chart to help you complete the counting patterns.

1	2	3	4	5	6	7	8	9	10
11	12	13	14	15	16	17	18	19	20
21	22	23	24	25	26	27	28	29	30
31	32	33	34	35	36	37	38	39	40
41	42	43	44	45	46	47	48	49	50
51	52	53	54	55	56	57	58	59	60
61	62	63	64	65	66	67	68	69	70
71	72	73	74	75	76	77	78	79	80
81	82	83	84	85	86	87	88	89	90
91	92	93	94	95	96	97	98	99	100

65	70	75			
----	----	----	--	--	--

7	10	13			
---	----	----	--	--	--

12	14	16			
----	----	----	--	--	--

86	76	66			
----	----	----	--	--	--

16	19	22			
----	----	----	--	--	--

21	31	41			
----	----	----	--	--	--

## Maths - Fractions

Watch this YouTube clip [https://www.youtube.com/watch?v=S\\_Jvi97snfQ](https://www.youtube.com/watch?v=S_Jvi97snfQ)

### DID YOU KNOW -


Halves are two equal parts of a whole (a whole object or a whole collection)

1



half of 8 is

2



half of 10 is

3





half of  is

4



half of  is

Divide into equal halves.







<p>5</p>  <p>half of <input type="text"/> is <input type="text"/></p>	<p>6</p>  <p>half of <input type="text"/> is <input type="text"/></p>
<p>7 Ned had 12 cards. He gave half of them away. How many left? <input type="text"/></p>	<p>8 Maria ate half of the biscuits. There are 10 left. How many were there? <input type="text"/></p>

1 Share food equally. Each child will get:

bananas  cakes  strawberries  lollies  
 orange



2 Give half to each child. Circle the two halves.

<p>a</p>  <p><math>\frac{1}{2}</math> of 6 is <input type="text"/></p>	<p>b</p>  <p><math>\frac{1}{2}</math> of 10 is <input type="text"/></p>
<p>c</p>  <p><math>\frac{1}{2}</math> of 8 is <input type="text"/></p>	<p>d</p>  <p><math>\frac{1}{2}</math> of <input type="text"/> is <input type="text"/></p>
<p>e</p>  <p><math>\frac{1}{2}</math> of <input type="text"/> is <input type="text"/></p>	<p>f</p>  <p><math>\frac{1}{2}</math> of <input type="text"/> is <input type="text"/></p>

**Draw a diagram**

18 animals. Half are cats.  
How many cats?



**Challenge!** What is: a  $\frac{1}{2}$  of 8?  b  $\frac{1}{4}$  of 8?   
c one half of 20?  d one quarter of 20?   
e  $\frac{1}{2}$  of 40?  f  $\frac{1}{4}$  of 40?  Can you see a pattern?

## Religion

### **The story of the Exodus**

Watch the story: <https://www.youtube.com/watch?v=SHaFqNjaQds>

#### **Thinking questions:**

1. I wonder what it is like to be a slave?

---

---

2. I wonder what it is like to be free?

---

---

3. How did the people feel as they crossed the Red Sea?

---

---

---

4. How did the people feel when they were free at last?

---

---

---

5. What prayer of thanks would you have said after crossing the Red Sea?

Dear God,

---

---

---

---

---

Amen

**Tuesday 12th October, 2021**

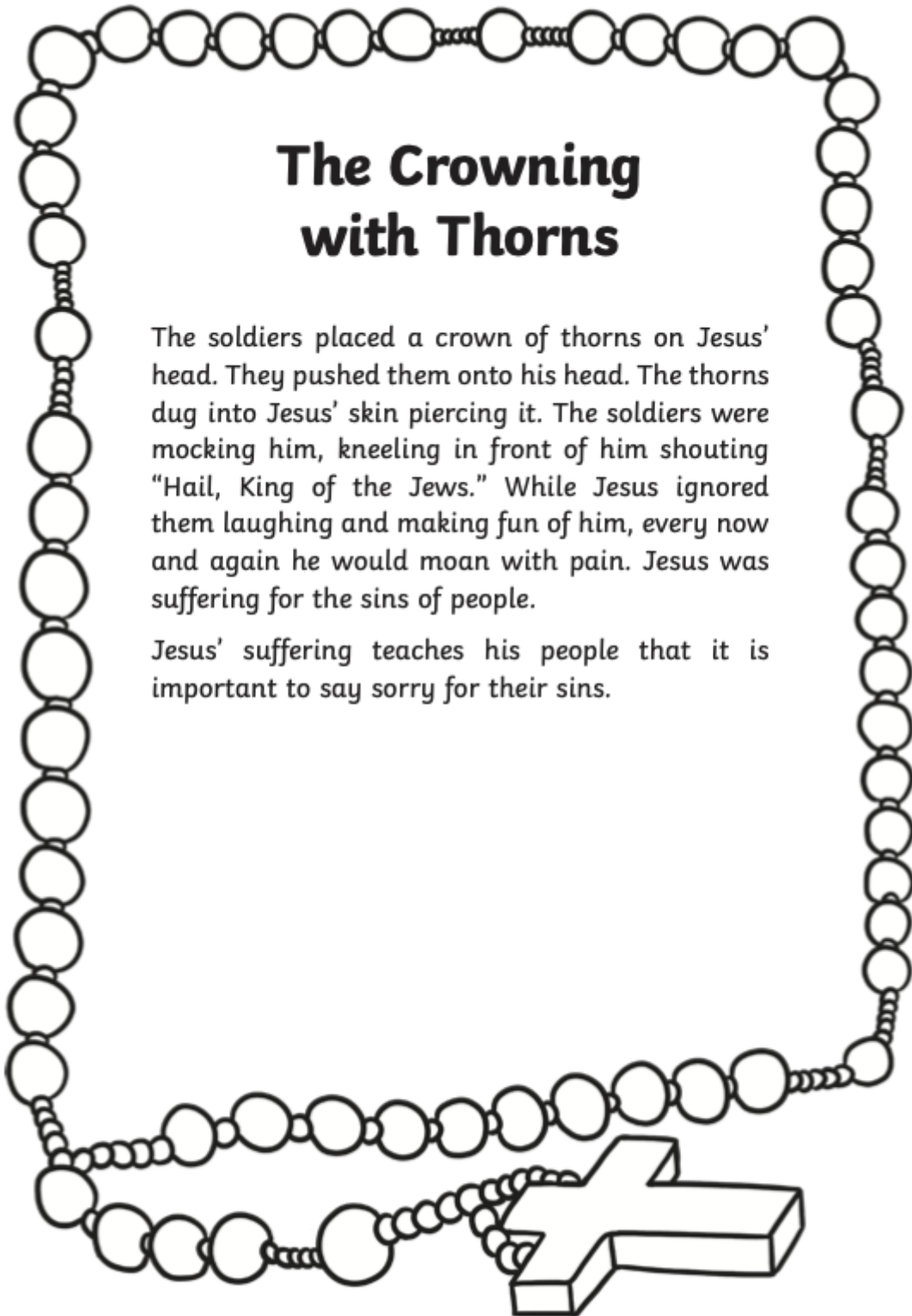
**Reading**

**This is the third of the Sorrowful mysteries.**

## **The Crowning with Thorns**

The soldiers placed a crown of thorns on Jesus' head. They pushed them onto his head. The thorns dug into Jesus' skin piercing it. The soldiers were mocking him, kneeling in front of him shouting "Hail, King of the Jews." While Jesus ignored them laughing and making fun of him, every now and again he would moan with pain. Jesus was suffering for the sins of people.

Jesus' suffering teaches his people that it is important to say sorry for their sins.



**On a piece of paper, draw a picture to illustrate this story. Upload a photo to your ClassDojo Portfolio.**

## Writing

**There are 5 parts that MUST be included in every letter:**

1. Date
2. Greeting
3. Body of the message
4. Closing
5. Signature (Your name)

Today, we are going to plan a letter to a friend.

**Who are you going to write a letter to?** Write the name of your friend.

**How will you greet your friend?** This is the start of your letter. For example, hello.

**What are you going to write about?** What will you mention in your letter to your friend? For example, you can talk about your day or invite them over to your house. This is up to you.

**How will you close your letter?** This is the end of your letter. For example, good bye.

## Maths - Warm Up

Count forwards by twos.	Count forwards by fives.												
<table border="1"><tr><td>2</td><td>4</td><td></td><td></td><td></td></tr></table>	2	4				<table border="1"><tr><td>5</td><td>10</td><td></td><td></td><td></td></tr></table>	5	10					
2	4												
5	10												
<table border="1"><tr><td>20</td><td>22</td><td></td><td></td><td></td></tr></table>	20	22				<table border="1"><tr><td>25</td><td>30</td><td></td><td></td><td></td></tr></table>	25	30					
20	22												
25	30												
<table border="1"><tr><td>34</td><td>36</td><td></td><td></td><td></td></tr></table>	34	36				<table border="1"><tr><td>50</td><td>55</td><td></td><td></td><td></td></tr></table>	50	55					
34	36												
50	55												
Now try these - Count forwards by threes.													
<table border="1"><tr><td>3</td><td></td><td></td><td>12</td><td></td><td></td></tr></table>	3			12			<table border="1"><tr><td>21</td><td>24</td><td></td><td></td><td>33</td><td></td></tr></table>	21	24			33	
3			12										
21	24			33									

## Maths - Fractions

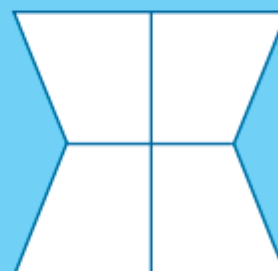

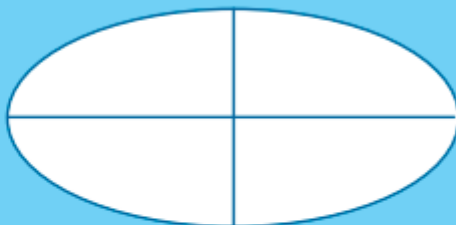
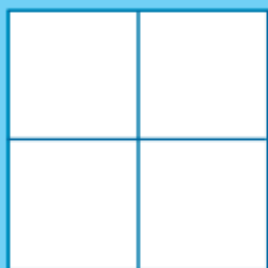
Watch and sing along with this - <https://www.youtube.com/watch?v=ryGvCND0AR0>

### **DID YOU KNOW -**


**Quarters** are four equal parts of a whole (a whole object or a whole collection)

- When you divide a group into quarters, you divide it into four equal parts.
- When you share a group or collection of objects equally between four people, you are dividing the collection into quarters.

Colour one quarter of each shape.



Draw lines to cut each shape into quarters. Then colour in one quarter.



## Halves and quarters

$$\frac{1}{2} = \text{one half}$$

$$\frac{1}{4} = \text{one quarter}$$

Fraction notation

Colour to match the label.

<p>a</p> <p><math>\frac{1}{2}</math></p> <p>one half</p>	<p>b</p> <p><math>\frac{1}{4}</math></p> <p>one quarter</p>	<p>c</p> <p><math>\frac{1}{2}</math></p> <p>one half</p>
<p>d</p> <p><math>\frac{1}{4}</math></p> <p>one quarter</p>	<p>e</p> <p><math>\frac{1}{4}</math></p> <p>one quarter</p>	<p>f</p> <p><math>\frac{1}{2}</math></p> <p>one half</p>

Colour one half ( $\frac{1}{2}$ ).

<p>a</p>	<p>b</p>
<p>d</p>	<p>e</p>

Colour one quarter ( $\frac{1}{4}$ ).

<p>a</p>	<p>b</p>
<p>e</p>	<p>f</p>

**Challenge** - Colour one quarter of this shape -





# Inquiry

Look at these pictures. What do you think about when you think about celebrations?



anniversary



balloons



birthday



cards



gathering



wedding



Christmas



dancing



fireworks



food and drink



music



party poppers



presents






Decorative Lantern



# Celebrations

Write and draw about celebrations that are special to your family.

		
<hr/> <hr/> <hr/>	<hr/> <hr/> <hr/>	<hr/> <hr/> <hr/>



**Wednesday 13th October, 2021**

**Reading**

**This is the fourth of the Sorrowful mysteries.**



## **Jesus Carries His Cross**

Although the scourging by the Roman soldiers was horrible, Jesus' enemies were not satisfied with it. They insisted he be crucified. Again, Pontius Pilate allowed it. A heavy cross was placed on Jesus' shoulders. He was made to carry it up a hill to Calvary. Jesus was weak and tired from the earlier torture by the Romans. He fell with the weight of the cross. On his way to Calvary, Jesus met his mother. This really upset Jesus. His sacred heart ached.

You can show Jesus you love him by helping others in times of trouble and by staying calm when times are tough.

**On a piece of paper, draw a picture to illustrate this story. Upload a photo to your ClassDojo Portfolio.**

## Writing

**There are 5 parts that MUST be included in every letter:**

1. Date
2. Greeting
3. Body of the message
4. Closing
5. Signature (Your name)

Use your plan from Tuesday to write a letter to your friend. Make sure you include all parts of a letter. The date is done for you.

13th of October, 2021

[illegible]

## Maths - Warm Up

Finish the number patterns.

Write a rule to describe each pattern.

0, 5, 10, 15, 25, 30

Rule: count up by 5

10, 20, 30, 40, \_\_\_\_\_, \_\_\_\_\_

Rule: \_\_\_\_\_

12, 14, 16, 18, \_\_\_\_\_, \_\_\_\_\_

Rule: \_\_\_\_\_

32, 30, 28, 26, \_\_\_\_\_, \_\_\_\_\_

Rule: count back by \_\_\_\_\_

80, 70, 60, 50, \_\_\_\_\_, \_\_\_\_\_

Rule: \_\_\_\_\_

## Maths - Fractions

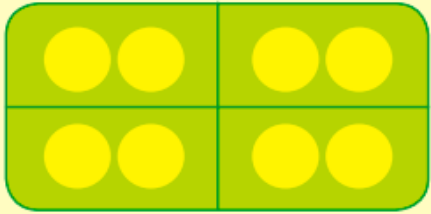



### A quarter of a collection of objects.

Take a look at this video - <https://www.youtube.com/watch?v=FwldiD9d10Y>


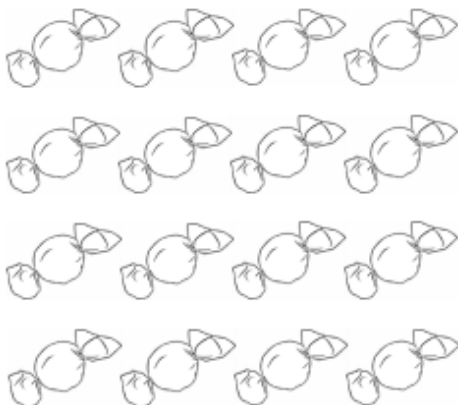

#### **DID YOU KNOW -**

**Quarters** are four equal parts of a whole (a whole object or a whole collection)

- When you divide a group into quarters, you divide it into four **equal** parts.
- When you share a group or collection of objects **equally** between four people, you are dividing the collection into quarters.


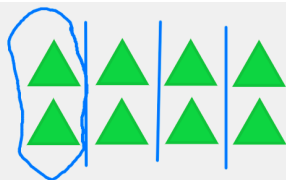
<p>1</p>  <p>one quarter of 8 is <input type="text"/></p>	<p>2</p>  <p>one quarter of 12 is <input type="text"/></p>
<p>3</p>  <p>one quarter of <input type="text"/> is <input type="text"/></p>	<p>4</p>  <p>one quarter of <input type="text"/> is <input type="text"/></p>

Find  $\frac{1}{4}$  of these amounts:

		
Total: <input type="text"/> bananas $\frac{1}{4}$ of <input type="text"/> is <input type="text"/>	Total: <input type="text"/> sweets $\frac{1}{4}$ of <input type="text"/> is <input type="text"/>	Total: <input type="text"/> cats $\frac{1}{4}$ of <input type="text"/> is <input type="text"/>

Now use counters or small countable objects (like pins, paperclips, or blocks) to make these numbers and work out what a quarter of that number is.

Here is an example -

 These are my 8 objects	 This is how I worked out my answer.	$\frac{1}{4}$ of 8 is <span style="border: 2px solid red; padding: 5px; color: blue;">2</span> This is how I wrote my answer.
---	--	--

Use counters or small countable objects to answer these questions -

Use counters.  $\frac{1}{4} = \text{one quarter}$

a  $\frac{1}{4}$  of 4 =

b  $\frac{1}{4}$  of 8 =

c  $\frac{1}{4}$  of 12 =

d  $\frac{1}{4}$  of 16 =

e  $\frac{1}{4}$  of 20 =

f  $\frac{1}{4}$  of 24 =



**Challenge!** Colour  $\frac{1}{4}$  red,  $\frac{1}{4}$  blue,  $\frac{1}{2}$  yellow.



## Religion

### The story of the Exodus

Watch the story: <https://www.youtube.com/watch?v=rzcYLCYItuc>

**Draw a detailed picture of your favourite part of the story.**



**Write down why this is your favourite part of the story.**

---

---

---

---

---

---

---

---



# Thursday 14th October, 2021

## Sport

Here are the Week 2 activities, students can access the websites using a device. Some activities require sports equipment, use something from around the house that would do the same job as the sports equipment. You need a small space to do most of these activities, if you have outdoor space then use that.

### PARENTS:




If you don't have access to a digital device or internet, go for a bike ride, walk, little jog, kick to kick with siblings or adults (if weather permits).



UPLOAD ONE OR TWO PHOTOS ON TO THE FOLDER NAMED (Week 2 PE Task)

Students and Parents, please don't hesitate to contact me for any help or support on:

[heribert.herrera@hestalbanssth.catholic.edu.au](mailto:heribert.herrera@hestalbanssth.catholic.edu.au)

<p><b>Warm-Up 5 Minutes</b> I'm learning to warm-up correctly.</p> <ul style="list-style-type: none"><li>•</li></ul> <p><b>Learning Intention:</b> I'm learning to warm-up correctly.</p>	<p><b>Equipment:</b></p> <ul style="list-style-type: none"><li>• Water Bottle</li><li>• Yoga mat (if you have one)</li><li>• Space to exercise</li></ul> <p>Warm Up Video: Link: <a href="#">Week 4 Hopping Exercise With Mr.H</a></p> 
<p><b>Activity or Skill</b> <b>Yoga Sessions</b> <b>Learning Intention:</b></p> <ul style="list-style-type: none"><li>• I'm learning to concentrate on my breathing during this yoga activity.</li></ul>	<p><b>ACTIVITY</b> Link: <a href="#">Kids Yoga For Before School!</a> ☀️ <a href="#">Yoga Club (Week 61)</a>   <a href="#">Cosmic Kids Yoga</a></p> 
<p><b>Warm-Down</b></p> <p><b>Learning Intention:</b></p> <ul style="list-style-type: none"><li>• I'm learning to stretch correctly after my activity.</li></ul>	<p><b>Warm down:</b> Link: 😊 <a href="#">Bobo P.E.   Kids Stretching Exercises   Home Workout</a></p> 

Stay Safe and take care.

Mr. Herrera Physical Education Teacher.

# Music


## Music Term 4 Week 2

### Gr. 1 & 2

In Music, we speak Italian to talk about fast and slow. Match the words in the speech bubble to the Italian words and the pictures.



ALLEGRO



LENTO



ANDANTE



ADAGIO

Now listen to these and move/dance around the house **SLOW** and **FAST**. Have fun!

▶ Henry Mancini - Baby Elephant Walk SLOW music

<https://www.youtube.com/watch?v=b1z4JfxFb6c>

▶ Randy Newman - I Can't Let You Throw Yourself Away (Fro...

-FAST music

[https://www.youtube.com/watch?v=fgKpDyM\\_1y0](https://www.youtube.com/watch?v=fgKpDyM_1y0)

**GRADE 1 and 2**  
**Visual Arts Term 4 Week 2**

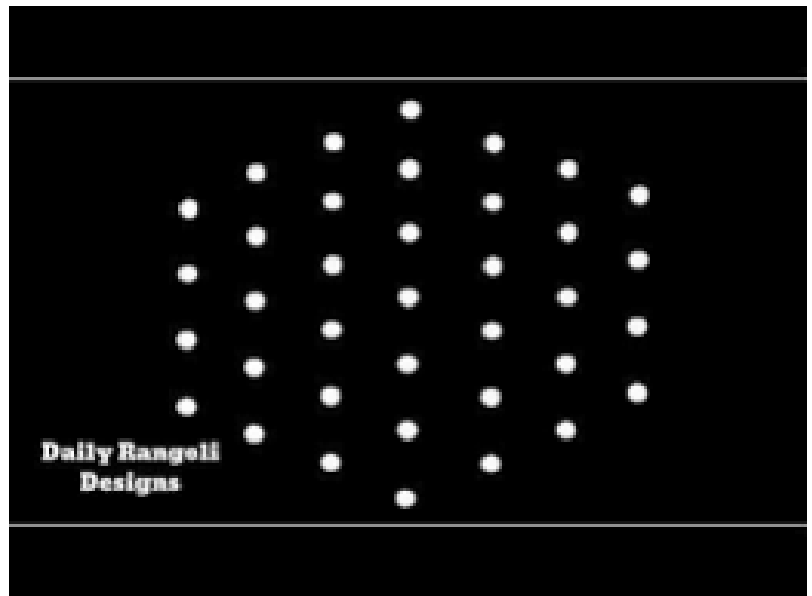
**Learning Intentions:**

**This week you are going to learn how to design patterns called Rangoli to celebrate the celebrations and festivals.**

\*Generally, coloured chalk or flour is used to make these patterns on the floor at the entrance of the door.

Use either the dots to connect lines or create your own Rangoli designs. Colour them after.

**Grade 1** - Connect the dots with coloured pencils. This is a hexagon shape. There are 7 rows of dots with 4 dots on each side.



**Grade 2** - Create your own designs. These are only samples of artworks. You can use your math book page to get the squares or draw dots and be imaginative.



<https://www.youtube.com/watch?v=oswcfhEUBEk>

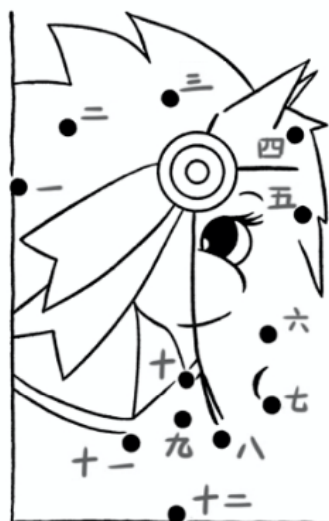
# Chinese

Name: \_\_\_\_\_

Class: \_\_\_\_\_

Date: \_\_\_\_\_

**Activity 1: Connect the dots in the correct order!**



**Activity 2: Trace and Write the following characters. Colour in the pictures!**



guī

龟

turtle

7 STROKES

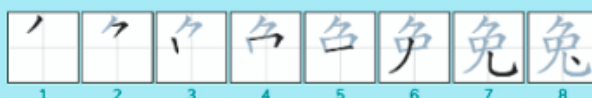


tù

兔

rabbit

8 STROKES



Finished! Well done! :D – Miss Sun



## Digital Technology

### Term 4 Week 2: DIGITAL TECHNOLOGY: e-Safety

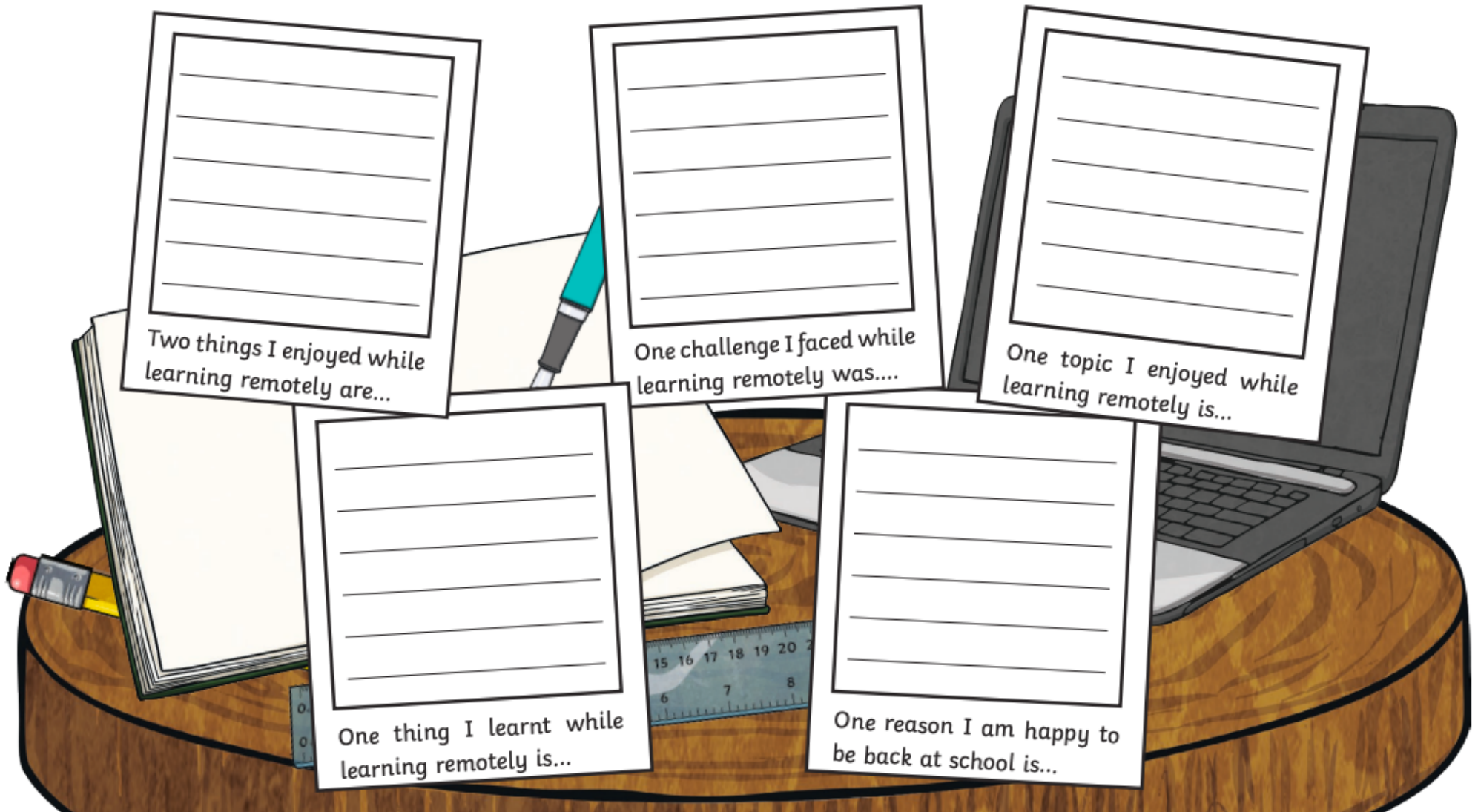
1. **Watch the video about Cyberbullying** - Turn it around music video: Rock out with Hector and his friends. The link to the video is <https://vimeo.com/113869543>
2. **Read** the words from the song sheet below
3. **Record your song:** Record yourself singing the song from the song sheet or you can write and sing your own song about cyberbullying. *Children in grades 3-6 can choose to record the song as a SCRATCH animation.*



<https://www.esafety.gov.au/sites/default/files/2019-09/hectors-world-songsheet-cyberbullying-turn-it-around-colour.pdf>



# My Remote Learning Reflection



**Friday 15th October, 2021**

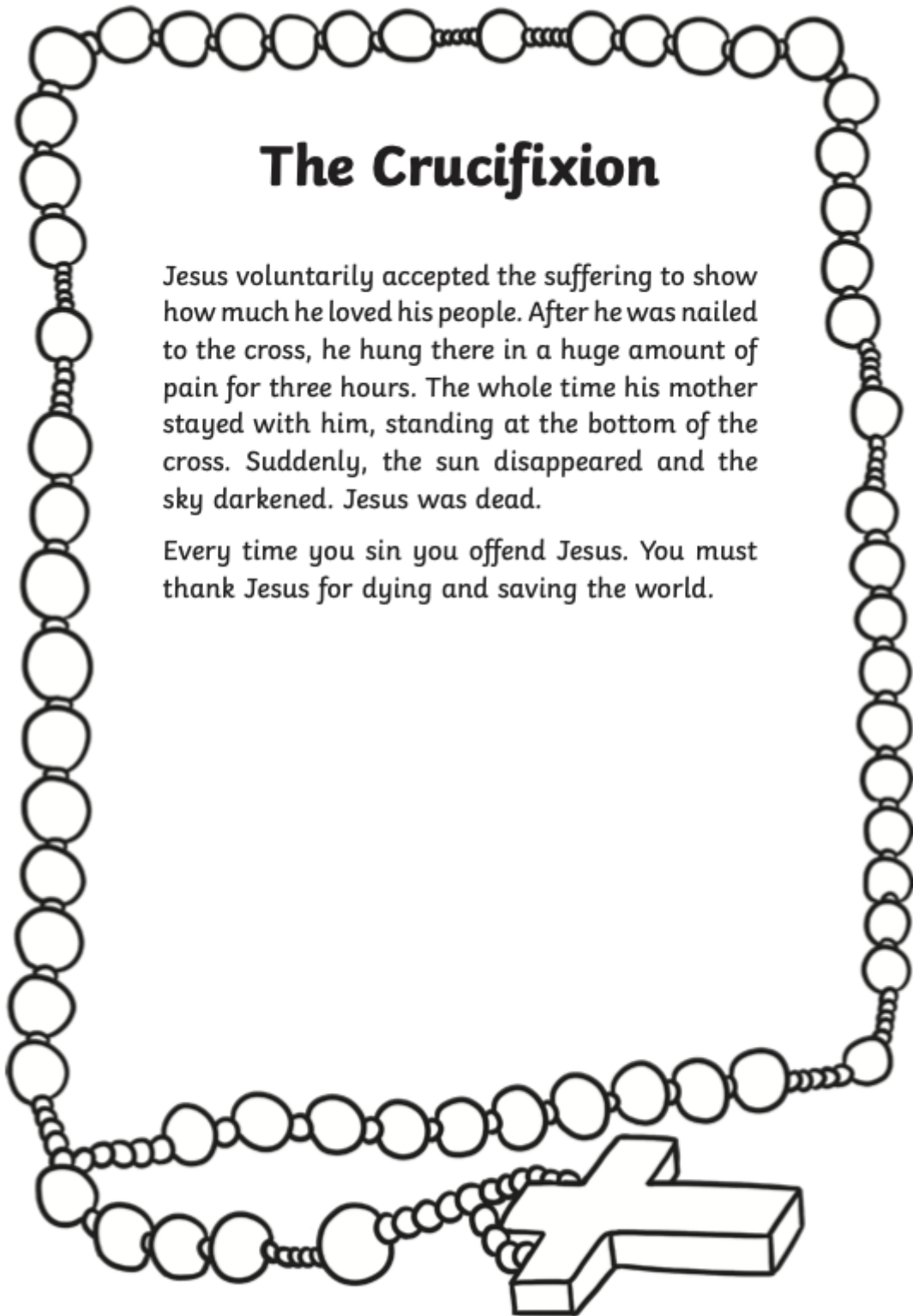
*Reading*

**This is the fifth of the Sorrowful mysteries.**

## **The Crucifixion**

Jesus voluntarily accepted the suffering to show how much he loved his people. After he was nailed to the cross, he hung there in a huge amount of pain for three hours. The whole time his mother stayed with him, standing at the bottom of the cross. Suddenly, the sun disappeared and the sky darkened. Jesus was dead.

Every time you sin you offend Jesus. You must thank Jesus for dying and saving the world.



**On a piece of paper, draw a picture to illustrate this story. Upload a photo to your ClassDojo Portfolio.**





### Number 28

Look **carefully** at this picture... **Think** about this picture - here are some questions to help you plan your story.

**Who/what is Number 28? What is his mission?**

**Where has he come from? Who is he speaking to?**

**Do robots have feelings? Will there be robots around in the future?**

**If we all had a personal robot that belonged to us, would this be a good thing or a bad thing?**

**Does a robot need to eat food, or do they need fuel?**

## Number 28



**Now you have thought about this picture, you can write a story to match it. Here is a beginning for you...**

*Thump...Thump...Thump...* as his footsteps thundered down the road.

His legs were as long as oak trees, his torso was as wide as a house and his fists were as heavy as tractors: this metallic monster meant business.

*"Number 28 checking in. Over."* He spoke into the radio set, built into his helmet. His instructions were told back through the earpiece. He knew what he had to do...

---

---

---

---

---

---

---

---

---

---

## Maths - Warm Up

Order each set of numbers to skip count by 2, 3, 5 or 10.

a) Order by twos = 6, 8, 14, 10, 2, 4, 12

---

b) Order by threes = 9, 15, 6, 12, 21, 3, 18

---

c) Order by fives = 25, 15, 5, 30, 10, 35, 20

---

d) Order by tens = 30, 10, 70, 20, 50, 40, 60

---

## Maths

### DID YOU KNOW -

**Eighths** are eight equal parts of a whole (a whole object or a whole collection).

When you divide a group into eighths, you divide it into eight **equal** parts.

When you share a group or collection of objects **equally** between eight people, you are dividing the collection into **eighths**.







Watch this short video about fractions and how to write them -

[https://www.youtube.com/watch?v=n0FZhQ\\_GkKw](https://www.youtube.com/watch?v=n0FZhQ_GkKw)




**Eighths** are  
8 equal parts.

1	2	3	4
5	6	7	8

1 Circle one eighth of each group.





<p>a</p>  <p><math>\frac{1}{8}</math> of 8 is <input type="text"/></p>	<p>b</p>  <p><math>\frac{1}{8}</math> of 16 is <input type="text"/></p>
<p>c</p>  <p><math>\frac{1}{8}</math> of <input type="text"/> is <input type="text"/></p>	<p>d</p>  <p><math>\frac{1}{8}</math> of <input type="text"/> is <input type="text"/></p>
<p>e</p>  <p><math>\frac{1}{8}</math> of <input type="text"/> is <input type="text"/></p>	<p>f</p>  <p><math>\frac{1}{8}</math> of <input type="text"/> is <input type="text"/></p>

2 Colour each one  $\frac{1}{2}$  red,  $\frac{1}{4}$  blue,  $\frac{1}{8}$  yellow.

<p>a</p> 	<p>b</p> 	<p>c</p> 
--	--	--



**Challenge!** Colour each one  $\frac{1}{2}$  blue,  $\frac{1}{4}$  green,  $\frac{1}{8}$  red.  
Make each one different.

			
---	---	--	---

**Inquiry** - Think about your favourite celebration and complete this mind map.

# Celebrations

Celebrations are happening all the time and all around us. Some people share their celebrations with others and some celebrate with just their close family. Use the mind map below to explain what makes your favourite celebration so special.

