



Holy Eucharist Catholic Primary School

1a Oleander Drive, St Albans South. VIC 3021

Phone: 8312 0900 Fax: 9366 8192

www.hestalbanssth.catholic.edu.au



Grade 2

Remote Learning Pack

Week beginning - Monday 18th October 2021

It is recommended that each day consists of:

- 45-60 minutes of literacy activities (reading and writing)
- 30-45 minutes of numeracy activities
- 30-45 minutes Additional learning areas, play-based learning and physical activity

Contact Emails:

2JK Miss Jess Kerlin

Jessica.Kerlin@hestalbanssth.catholic.edu.au

2JM Miss Julie Murnane

Julie.Murnane@hestalbanssth.catholic.edu.au

2TT Miss Thy Tran

Thy.Tran@hestalbanssth.catholic.edu.au

Term 4 Week 3

Name: _____

Grade: 2____

Reading

Advice from a Dentist

It is very important to take good care of your teeth. Strong and healthy teeth will help you to chew and eat the right foods that will help you to grow big and strong. Healthy teeth help you to speak clearly, too.

After you eat, germs can stick to your teeth and make something called plaque. Plaque can cause holes to form in your teeth if it is not brushed away regularly. Plaque can also make your gums red and sore. If your gums are not healthy, your teeth may start to wobble or fall out. Make sure that you brush your teeth at least twice per day to keep your mouth clean and fresh.



Quick Questions



1. What can plaque do to your teeth?



2. Which two adjectives has the author used to describe how plaque can make your gums?



3. What might you find difficult if your gums are not healthy?



4. Number these sentences from 1 to 3 to show the order they appear in the text.

- ☐ Healthy teeth help you to speak clearly.
- ☐ Plaque can make your gums red and sore.
- ☐ Brush your teeth at least twice per day.

A Pirate's Life For Me

Thursday 6th June, 1708

Today has been a rough day at sea. The waves have been as tall as mountains and have been crashing onto the deck as loud as thunder. The harsh winds have torn down the Jolly Roger (our pirate flag) and have ripped the sails. The rigger has spent all afternoon repairing the damage and the cabin boys have been fixing the masts so that they will last the night. The quartermaster told me today that our supplies are running low. We are close to running out of food and we are starting to get scurvy because we have not had enough vitamins. We hope that our bad luck will change soon.

Over and out,
Captain Longworth.



Quick Questions



1. What do you think might happen to the pirates next?



2. How is Captain Longworth feeling about being on the pirate ship? Give a reason.



3. What is the Jolly Roger?



4. Find and copy a word from the text which means the same as 'ripped'.

Writing

In every letter, there are 5 parts that MUST be included.

Write the 5 parts in order.

	body of the message	date	closing	greeting	signature
1.					
2.					
3.					
4.					
5.					

We are going to write a thank you letter to Mr Bonnici.

Today we are going to plan it.

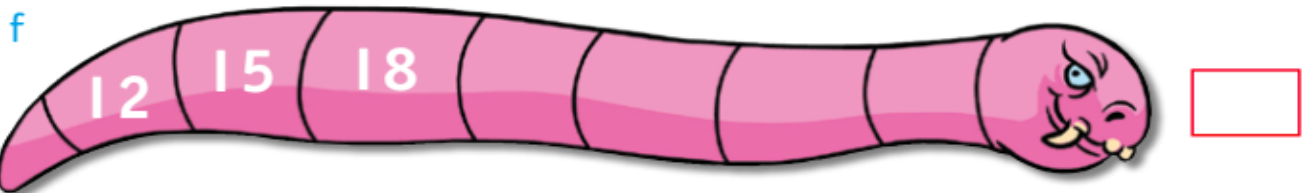

How will you greet Mr Bonnici?

What are you going to write in the body of the message? Why are you thanking Mr Bonnici? What questions will you ask him? What do you like about your school?

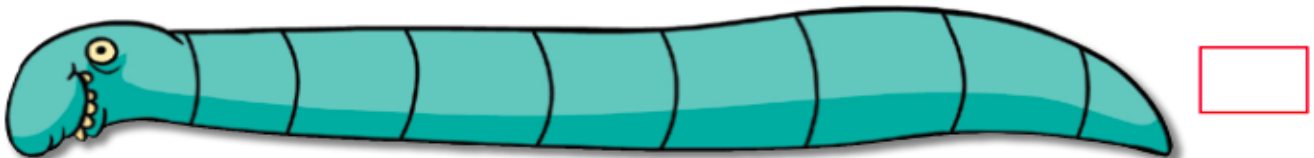
How will you close your letter?

Maths - Warm Up

Continue each counting pattern -



2 Make your own pattern.



Looking for patterns

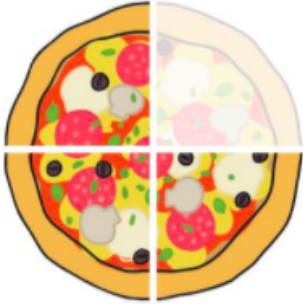
Describe each pattern.

Write , , or in the box.

Maths

Think about all the things you have learned about fractions - halves, quarters and eighths.

This is how we write fractions -

One-half $\frac{1}{2}$	 <div style="display: flex; flex-direction: column; align-items: center;"> <div> $\frac{3}{4}$ </div> <div> <p>Numerator How many equal parts do you have?</p> <p>Denominator How many equal parts is the whole divided into?</p> </div> </div>
One-quarter $\frac{1}{4}$	
One-eighth $\frac{1}{8}$	

The top part of the fraction is how many equal parts we have.


The bottom part of the fraction is how many equal parts the whole thing or collection was divided into.


Fractions - $1, \frac{1}{2}, \frac{1}{4}, \frac{1}{8}$

1. The damper has been divided. What fractions can you see? Write the numerals in the boxes and the written words on the lines below.













Fractions - $\frac{1}{8}$

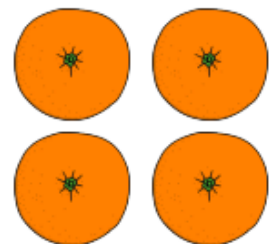
2. Divide the food from Wombat's picnic into **eighths** so that each animal can have an equal share.



Cut the lamington into eighths so that there are eight equal pieces.



Cut the two sandwiches in quarters so that there are eight equal pieces.



Cut the four oranges so that they make eight equal pieces.

What did you have to do to the four oranges to make eight equal pieces? Write a sentence below explaining what you did.

Inquiry

Wedding Celebrations

One very important celebration is a wedding. Weddings are a VERY OLD TRADITION in many cultures around the world.

1. Watch this video about wedding celebrations from around the world.
https://www.youtube.com/watch?v=6WeD_a0Zil4
2. Have you ever been to a wedding?
3. **Discuss** weddings with your older brothers, sisters and your parents - what memories do they have of **going to** and **being part of** wedding celebrations? What are some of their **favourite** things about weddings?

Wedding Celebration



What can you **see** and **hear** at a wedding?

What can you **feel**, **touch**, **taste** and **smell** at a wedding?

How do you know it is a celebration?

Who is celebrating?
Who is there?

Tuesday 19th October, 2021

Sport

Week 3 Physical Education TASK

Prep, 1 & 2 Remote Learning

Hello Prep, Grade 1 and 2 students, parents and carers,



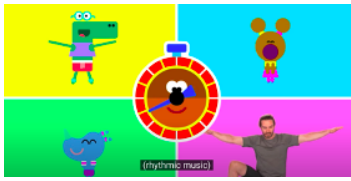
Here are the Week 3 activities, students can access the websites using a device. Some activities require sports equipment, use something from around the house that would do the same job as the sports equipment. You need a small space to do most of these activities, if you have outdoor space then use that.

PARENTS:

If you don't have access to a digital device or internet, go for a bike ride, walk, little jog, kick to kick with siblings or adults (if weather permits).

UPLOAD ONE OR TWO PHOTOS ON TO THE FOLDER NAMED (Week 3 PE Task)

Students and Parents, please don't hesitate to contact me for any help or support on:
heribert.herrera@hestalbanssth.catholic.edu.au

<p>Warm-Up 5 Minutes I'm learning to warm- up correctly.</p> <p>Learning Intention: I'm learning to warm- up correctly.</p>	<p>Equipment:</p> <ul style="list-style-type: none">- Water Bottle- Yoga mat (if you have one)- Space to exercise <p>Warm Up Video: Link: Work-up with Mr H</p> 
<p>Activity or Skill Yoga Sessions</p> <p>Learning Intention: I'm learning to concentrate on my breathing during this workout.</p>	<p>ACTIVITY LINK: ROBLOX Fitness Game Bobo P.E. Brain Break</p> 
<p>Warm-Down</p> <p>Learning Intention: I'm learning to cool down correctly.</p>	<p>Warm down: Link: Hey Duggee & Joe Wicks: The Star Jump Badge The Workout Badges</p> 

Stay Safe and take care. **Mr. Herrera Physical Education Teacher.**

Music

Music Term 4 Week 3

Gr. 1 & 2

Sing 'Baby Shark'. It gets faster!

<https://www.youtube.com/watch?v=S-kJQbq6oaA>

Largo	slow
-------	------

Presto	very fast
--------	-----------

Allegro	fast
---------	------

Write the Italian music words from slow to very fast. I have mixed them up, so look closely!

Draw a picture to match each word.

slow	fast	very fast

GRADES 1 and 2
Visual Arts Term 4 Week 3

Learning Intentions:

This week you are going to create a decorative piece of origami, using round pieces of paper for making a beautiful streamer decoration. You will add another piece to your Celebrations collection.

Watch the video to follow the instructions:

<https://www.youtube.com/watch?v=XX7NHNxHnOE>


You will need to make 8 or more circles, the size of a CD or a small saucer (plate) to trace around and cut.

Materials:

White or coloured thin sheets of papers, e.g., printing paper
scissors pencil glue, satay stick to help apply glue thinly



Name: _____ Class: _____ Date: _____



kuài

快

Which one is 快 ?

màn

慢

Which one is 慢 ?

Digital Technology

Year P-2 Term 4 Week 3: DIGITAL TECHNOLOGY: e-Safety

1. Watch the video about Cybersmart Forever - Take up the challenge! Be smart about sharing things online. <https://vimeo.com/227210174>
2. Discuss: If you are feeling unsafe or uncomfortable online who can you ask for help?
3. Complete the Safety Network Hand by writing the names of 5 people you can trust or who can help you when you feel worried, unsafe or uncomfortable(Support Network) in the fingers.

My Support/Safety Network
These are people I trust.

My Support/Safety Network

These are people I trust.

I know that they...

- Listen to me
- Care about me
- Believe me
- Help me

Reading

How to Build a Snowman

First, find a patch of snow and begin to gather it into a ball. Make sure you squeeze the snow together so that it is tightly stuck together.

Next, roll the ball you have made around on the floor so that more snow sticks to it and it gets bigger and bigger. Do the same again to make a head and put it on top of the snowman's body.

After that, find two sticks for arms, a carrot for a nose and some stones to make the snowman's eyes and mouth. Don't forget to dress your snowman in a hat and scarf.



Quick Questions



1. Number these instructions from 1 to 3 to show the order they appear in the text.

_____ Find two sticks for arms.

_____ Squeeze the snow together.

_____ Dress your snowman in a hat and scarf.



2. Why is it important to make sure that the snow sticks together tightly?



3. What are the stones needed for?



4. What do you predict will happen to the snowman as the weather gets warmer?

What Plants Need to Grow

To grow properly, a plant needs:

- air;
- light;
- water;
- nutrients;
- warmth.



Why does it need them?

- If a seed is not warm enough, it will not germinate. Germination is when the seed starts to sprout.
- If a plant does not have enough light, it will grow to be tall and flimsy as it tries to search for light. The plant will probably die.
- If a plant is not watered enough, its stem will be fragile and it will have very dry leaves. Again, it will probably not survive.

So, where is the best place to grow a healthy plant?

Quick Questions



1. What do you think would happen if you planted a seed and put it into a cold, dark cupboard?



2. What is germination?



3. Find and copy the word that means the same as the adjective 'delicate'.



4. Where would be the best place to grow a healthy plant?

Writing

Use your plan from Monday to write a thank you letter to Mr Bonnici. Make sure you include all parts of a letter. The date is done for you.

20th of October, 2021

This image shows a blank sheet of white paper with horizontal ruling lines. The lines are evenly spaced and extend across the width of the page. There is a solid top line, a dashed midline, and a solid bottom line, which is a common format for handwriting practice. The paper is otherwise empty of any text or markings.

Use this checklist to see if you have included all 5 parts of a letter. Tick each part you have included.

1. Date	✓
2. Greeting	
3. Body of the message	
4. Closing	
5. Signature (Your name)	

Patterns on the number line



- I Make equal jumps along the number line.
Write the numbers you land on.

a

0 3 6

The rule is _____.

b

1 3 5

The rule is _____.

c

55 50

The rule is _____.

d

30 27

The rule is _____.



Work safely with knives -
do this activity with a parent
or an older sibling.



At any meal time or snack time today, take a look around the kitchen to see what food you can use to show your understanding of fractions.

Take photos of your fraction work and upload them to Class Dojo.

Here are some examples of things you might do -

<p>Cut a sandwich, a piece of bread or some toast into halves, quarters or eighths.</p>	<p>Sort a collection of lollies, fruit or food into halves, quarters or eighths</p>	<p>Half-fill your glass with something to drink.</p>	<p>Cut some fruit or vegetables in half or in quarters. Cut some cake or biscuits into quarters or eighths.</p>

Inquiry

Birthday Celebrations

Another very important celebration is a Birthday. It is another OLD TRADITION that celebrates the ANNIVERSARY of your BIRTH, but not all cultures celebrate birthdays.

1. Think about all the birthday celebrations you have been to - some are **quiet** celebrations with not many people at all. Other birthdays are loud, with lots of people, music, games and food.
2. **Discuss** birthdays with your older brothers, sisters and your parents - what memories do they have of **going to** and **being part of** birthday celebrations? What are some of their **favourite** things about birthdays?

Birthday Celebration



What can you see at a birthday celebration?	What can you hear, feel, touch, taste and smell at a birthday?	How do you know it is a celebration?	Who is celebrating? Who is there?