



Holy Eucharist Catholic Primary School

1a Oleander Drive, St Albans South. VIC 3021

Phone: 8312 0900 Fax: 9366 8192

www.hestalbanssth.catholic.edu.au



Grade 3

Remote Learning Pack

Week Beginning - Monday 4th October 2021

Name: _____

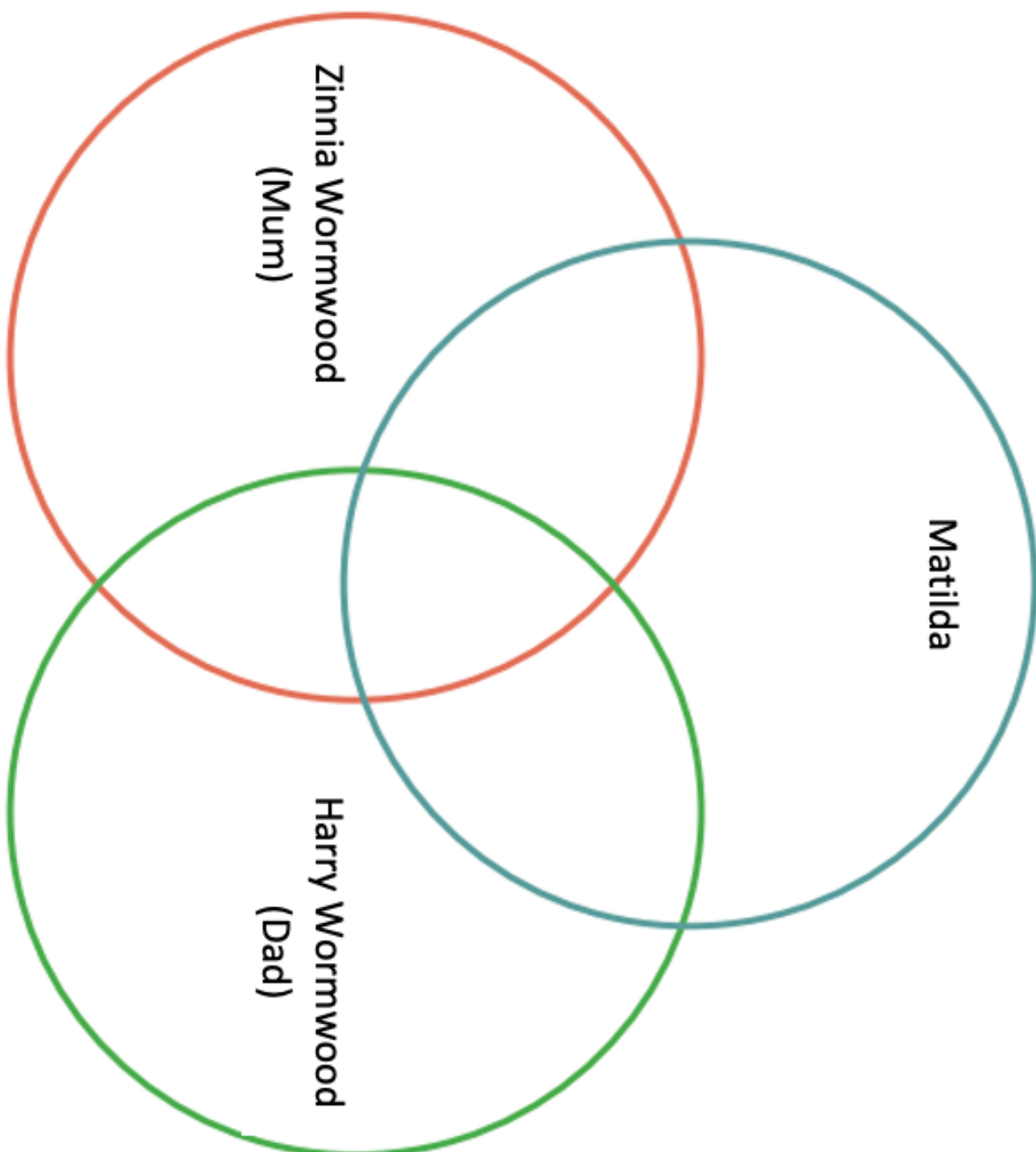
Grade: _____

Monday 4th October

9 am - 10 am	<p><u>Literacy: Matilda the Movie</u></p> <p>This week during our Literacy hour we will look closely and unpack the characters in the movie Matilda. Watch the beginning of the movie using the link (please see your ClassDojo page). (0 - 14:32 mins).</p> <p>The beginning introduces us to the main characters and sets the settings of the movie. We hear the quote “So Matilda’s strong young mind continued to grow, nurtured by the voices of all those authors who had sent their books out into the world like ships on the sea. These books gave Matilda a hopeful and comforting message: You are not alone.” What do you think this quote means, what does it tell us about Matilda as a young girl?</p> <p>Activity: In the beginning of the movie we automatically recognise that Matilda has many different qualities that make her different to the other characters we are introduced to.</p> <p>Reflect on some <i>Internal</i> and <i>External</i> features of Matilda. Using the Triple Venn Diagram below, compare the similarities and differences between herself and her parents.</p> <div data-bbox="437 891 1027 1594"></div> <p>To the left is a reminder of what ‘Internal’ and ‘External’ features of a character means.</p>
10 am - 11 am	<p><u>Maths: Shape Pre-Assessment</u></p> <p>Today you will be doing a Pre-Assessment about the unit of Shape. This will demonstrate what you already know about the topic. It is ok if you cannot answer all the questions, as this is only the beginning of the unit. As this is an assessment, please remember to <u>do this by yourself with no support</u>.</p> <p>Speed & Accuracy: Complete Sunset Maths from Essential Assessment at https://www.essentialassessment.com.au/student/.</p> <p>Activity:</p> <ol style="list-style-type: none">1) Go to the Essential Assessment at: https://www.essentialassessment.com.au/student/ (If you need your login

	<p>details, please message your teacher).</p> <ol style="list-style-type: none"> 2) Complete the Shape Pre-Assessment. 3) Please ask the questions to the best of your ability. If you do not know the answer to a question, select 'I Don't Know'. 4) Double check your work at the end and then submit your test. <p>Optional Extension: Complete the My Numeracy Tasks in the area of Shape from Essential Assessment at https://www.essentialassessment.com.au/student/.</p>
11 am - 12 pm	LUNCH
12 pm - 1pm	<p><u>Inquiry: Great Southern Land</u> The learning intention is to identify famous Australian places, animals and people..</p> <p>For Inquiry this term we are learning about different cultures and their different types of celebrations. First we are going to learn about our own culture here in Australia.</p> <ol style="list-style-type: none"> 1) Watch the video of the Great Southern Land https://www.youtube.com/watch?v=UHYnkWjApiU 2) After watching the video, use the table below and write down the names of the cities, animals, people, landmarks and objects that are unique and famous in Australia that you recognize in the song. 3) Finally, write down a two sentences of some other famous Australian things that were not in the video that you would have included in the video, by using this sentence starter: <ul style="list-style-type: none"> ○ Next time in the video I would have included... <p>Example Next time in the video I would have included a video of a koala eating some leaves.</p>
1 pm - 1.30 pm	<p><u>Spelling</u></p> <p>The learning intention is to spell the digraph 'ho' like in honest. The learning intention is to spell the graph 'o' like in frog.</p> <ol style="list-style-type: none"> 1) Look at the /ho/ and /o/ words below. 2) Read the words in your spelling colour group out a loud. 3) Practise saying the words a few times. 4) Choose any 2 activities from the Spelling Choice Board below. 5) Read the instructions carefully and complete the activities. Make sure you label the title of each activity in your book or paper.
1:30 pm - 2 pm	<u>Afternoon Google Meet and finishing off any learning activities from today</u>
2 pm - 2:30 pm	RECESS
2:30 pm - 3 pm	<p><u>Off Screen Time</u> It's time to get off your devices! You can play a game, play outside, read a book, have a chat with your family.</p>

Literacy: Matilda the Movie



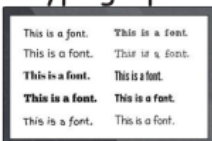
Spelling

FOCUS: The diagraph /ho/ making the phoneme 'o' like in honest

FOCUS: The graph /o/ making the phoneme "o" like in frog

RED	BLUE	GREEN
honest	honesty	Honour
frog	Honour	honouring
from	honouring	Honourable
drop	strong	dollar
off	October	geography
fondly	belong	object
across	holiday	oxygen
along	model	toxic

Typing Spell

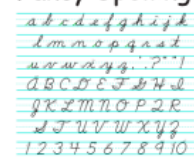


Rainbow Spelling



Make your words with playdoh, lego or any other concrete materials.

Fancy Spelling



Play a game of hangman to see if you remember your spelling words.

Paint your words on a piece of paper.



Create a wordsearch or crossword using your words.

Use your words in a poem



Word Cloud



Write an acrostic poem using one of your words.

Dotty Spelling

Awesome!

Upper/Lower Spell

Ee

Inquiry

Cities	People	Animals	Landmarks	Objects
Sydney	Timomatic	Seel	Uluru	Didgeridoo

Tuesday 5th October

9 am - 10 am

Literacy: Open Mind Portrait

Watch the movie Matilda using the link on your ClassDojo page. (14:32 mins - 27:48 mins)

Reflect

- In this section of the movie a strange event happens with Matilda and the TV. What happens and how do you think Matilda makes this happen?
- How would you describe Crunchem Hall Primary School? What is interesting about the name?

In this section of the movie we are introduced to Ms. Trunchbull for the first time.

Some of the first things Matilda hears her say are:

You're too small, grow up quicker!"

"Heads up, shoulders back, stomachs in. Stand up straight!"

"What are those? Hanging down by your ears?... Are you a pig Amanda? Do I allow pigs in my school? Your mummy is a twit. But, did you say but? I'll give you but!"


What does this dialogue tell us about Ms. Trunchbull as a character in the movie?

Activity: Choose a character to analyse from the movie so far.

- Matilda
- Mr. Wormwood (Dad)
- Mrs. Wormwood (Mum)
- Miss Trunchbull
- Miss Honey

Create an Open Mind Portrait on your chosen character. Remember to:

1. Draw a portrait of the character. You can draw it by hand, remember to draw the head and neck.
2. Cut out the portrait and 'thinking pages' behind.
3. Draw and write about what the character thinks on the opposite side of the picture of the face. This is the "thinking page". The images and words should be thoughts which reflect the type of character that person is in the movie.
4. Staple your two pieces of paper together so that the portrait is on the front and thinking page behind.

	<p>Open Mind Profile Example</p> 
<p>10 am - 11 am</p>	<p>Maths: 2D Shape Riddles A 2 Dimensional (2D) shape has 2 dimensions: length and width. Today you are going to review and practise your understanding of 2D shapes and their properties (e.g. sides, corners and faces).</p> <p>Tuning In: Use the pattern shapes at: https://apps.mathlearningcenter.org/pattern-shapes/ to examine 2D shapes. See if you can make any patterns! Take a screenshot of your work and post it to your portfolio in ClassDojo.</p> <p>Activity:</p> <ol style="list-style-type: none"> 1) Watch the Describing 2D Shapes Video at: https://www.youtube.com/watch?v=1yID0JzpVo8. 2) Watch the 2D Shapes Explained for Kids video at: https://www.youtube.com/watch?v=PqDxLCXRPyw. 3) Complete the 2D Shape Riddles sheet below. Use the clues on the sheet to work the name of the shape. 4) Write an example of this shape in the real world. 5) Draw a picture of the shape in the picture column. 6) Hand your work in to your teacher. <p>Optional Extension: Come up with your own riddles for the following 2D shapes:</p> <ul style="list-style-type: none"> - Rhombus - Parallelogram - Trapezium - Nonagon - Decagon <p>Remember to use their properties to help describe them.</p>
<p>11 am - 12 pm</p>	<p>LUNCH</p>
<p>12 pm - 1pm</p>	<p><u>R.E: October the Month of the Rosary</u></p> <p>The learning intention is to assess what you know about rosary beads.</p> <p>This is the month of the Rosary, if we were at school we would be praying the Rosary every day. This year Fr. Vincent has asked that Holy Eucharist that we pray and learn</p>

	<p>about the sorrowful mysteries.</p> <p>Before we start we would like to see what you know.</p> <ol style="list-style-type: none"> 1. Please spend some time looking at the images on this website https://unsplash.com/s/photos/rosary-beads 2. Answer the questions in the worksheet below. <p>This is a pre- assessment, try your best please and send a photo to your teacher.</p>
1 pm - 1.30 pm	<p><u>Silent Reading</u></p> <p>Read a book that you have at home, read a website or article online or you might like to use one of the following websites:</p> <p>https://storyboxlibrary.com.au/ https://www.sunshineonline.com.au/</p> <p><i>Story Box Library and Sunshine Online Login Details:</i> Username and Password: heps3021</p>
1:30 pm - 2 pm	<p><u>Afternoon Google Meet and finishing off any learning activities from today</u></p>
2 pm - 2:30 pm	<p>RECESS</p>
2:30 pm - 3 pm	<p><u>Off Screen Time</u></p> <p>It's time to get off your devices! You can play a game, play outside, read a book, have a chat with your family.</p>

Maths - 2D Shape Riddles

<i>Clues</i>	<i>Shape Name</i>	<i>Real World Example</i>	<i>Picture</i>
Example: I have 1 face. I have 3 sides. I have 3 corners. What am I?	Example: Triangle	Example: Give Way Sign 	Example: 
I have 1 face. I have 4 equal sides. I have 4 corners. What am I?			
I have 1 face. I have 1 curved side. I have 0 corners. What am I?			
I have 1 face. I have 6 sides. I have 6 corners.			
I have 1 face. I have 4 sides and my opposite sides are equal (parallel). I have 4 corners.			
I have 1 face. I have 5 sides. I have 5 corners.			
I have one face. I have 2 sides, one straight side and one curved side. I have 2 corners. What am I?			
I have one face. I have 7 sides. I have 7 corners.			
I have one face. I have 8 sides. I have 8 corners.			

R.E: October the Month of the Rosary



What are these things?

Who uses them?

What are they used for?

How can they help people?

When do people use them?

Where do people use them?

What would you like to learn about them?

Wednesday 6th October

9 am - 10 am

Literacy: Open Mind Portrait continued...

Watch the movie Matilda using the link on ClassDojo. (27:48 mins - 43:40 mins)

Reflect

- In the movie Matilda, there are characters who are 'goodies' and 'baddies'. Their physical and emotional features are very different from each other. Reflect on what it is about these characters that make them good or bad? Example: Miss Honey, Miss Trunchbull, Matilda, etc.

Activity: Continue creating your Open Mind Portrait from yesterday's Literacy hour. Remember to:

1. Draw a portrait of the character. You can draw it by hand, remember to draw the head and neck.
2. Cut out the portrait and 'thinking pages' behind.
3. Draw and write about what the character thinks on the opposite side of the picture of the face. This is the "thinking page". The images and words should be thoughts which reflect the type of character that person is in the movie.
4. Staple your two pieces of paper together so that the portrait is on the front and thinking page behind. Your portrait must include colour and be neatly presented.



10 am - 11 am

Maths: 3D Shapes - Prisms

A 3 Dimensional (3D) shape has 3 dimensions: length, width and height. Today you are going to have a type of 3D shape called a **prism**. A prism is a solid object with two matching ends and flat sides. It's faces are squares or rectangles. The name of a prism comes from the shape at each end.

Speed & Accuracy: Play Hit the Button at:

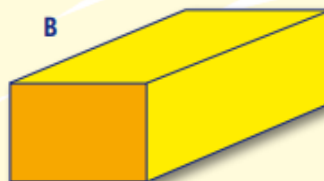
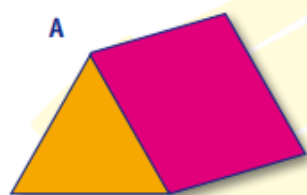
<https://www.topmarks.co.uk/maths-games/hit-the-button>. Choose one of the areas: Number Bonds, Doubles, Halves, Times Tables, Division Facts or Square Numbers to practise.

Activity:

- 1) Watch What is a Rectangular Prism at:
<https://www.youtube.com/watch?v=dbV0qh3yQZ0>.
- 2) Complete the Prisms worksheet below.

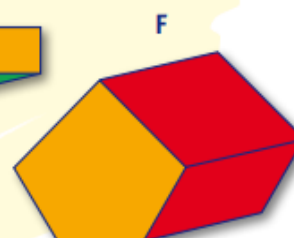
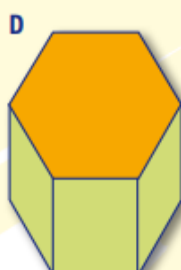
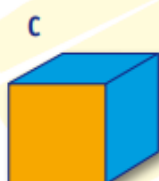
	<p>3) Double check your work. 4) Hand in your work to your teacher.</p> <p>Optional Extension: Have a go at making your own triangular prism by watching this tutorial! https://www.youtube.com/watch?v=sbvZxxm9K30. Take a photo of your work and post it to your portfolio in ClassDojo.</p>
11 am - 12 pm	LUNCH
12 pm - 1pm	<p><u>Inquiry: What Australia means to me</u> Today we are learning what Australia means to all of us and the meaning to commemorate and celebrate.</p> <ol style="list-style-type: none"> 1) On Monday we started to talk about Culture and celebrations, and we began to learn about our culture and our home, Australia. 2) On the map below you are going to finish three sentences 3) Australia is... 4) To commemorate is... 5) To celebrate is... 6) Then inside the shape of Australia you are going to write the name of or draw all the things you know about Australia. Some possible answers can include: <ul style="list-style-type: none"> ○ the name of the state's, cities, towns (see if you can put them in the right spot on the map!) ○ Famous landmarks of Australia ○ Names of public holidays and celebrations here in Australia (ANZAC Day, Christmas...) ○ Names and pictures of Australian animals (fauna), plants (flora), ○ Names of famous Australian people etc.
1 pm - 1.30 pm	<p><u>Silent Reading</u> Read a book that you have at home, read a website or article online or you might like to use one of the following websites: https://storyboxlibrary.com.au/ https://www.sunshineonline.com.au/ Story Box Library and Sunshine Online Login Details: Username and Password: heps3021</p>
1:30 pm - 2 pm	<u>Afternoon Google Meet and finishing off any learning activities from today</u>
2 pm - 2:30 pm	RECESS
2:30 pm - 3 pm	<p><u>Off Screen Time</u> It's time to get off your devices! You can play a game, play outside, read a book, have a chat with your family.</p>

Maths - Prisms



Prisms:

- have two matching ends
- all other faces are rectangles
- are named by the shape of the matching ends.



1 Name the shape of each orange face.

A

C

E

B

D

F

2 Use the face name to name each prism.

A Triangular prism

C

E

B

D

F

3 How many faces has each prism? Remember that you can't see them all.

A

D

B

E

C

F

4 What shape are all the faces that aren't ends?

5 What is a prism?



Inquiry



Australia is _____

To *commemorate* is _____

To *celebrate* is _____

Thursday 7th October

Today you will have your specialist classes. If you have any questions or problems about your tasks, please message your specialist teachers on ClassDojo or at the following email addresses:

- P.E (Mr. Herrera): Heribert.Herrera@hestalbanssth.catholic.edu.au
- Music (Mr. O'Bree): Damian.OBree@hestalbanssth.catholic.edu.au
- L.O.T.E/Chinese (Miss Sun): Miyi.Sun@hestalbanssth.catholic.edu.au
- Art (Mrs. Hickey): Shobha.Hickey@hestalbanssth.catholic.edu.au
- Digital Technologies (Ms. Faraj): Vivian.Faraj@hestalbanssth.catholic.edu.au

9:10 am - 9:30 am	<u>Whole School Liturgy</u>
9:30 am - 10 am	<u>Specialists</u> You will be participating in your specialist classes. Please check ClassDojo for your lesson from your specialist teacher or complete the worksheet in your Homework pack. 3S0 - Art (Mrs. Hickey) 3CL - LOTE (Miss Sun) 3DX - P.E (Mr. Herrera) 3TN - Music (Mr. O'Bree)
10 am - 10:30 am	<u>Specialists</u> You will be participating in your specialist classes. Please check ClassDojo for your lesson from your specialist teacher or complete the worksheet in your Homework pack. 3S0 - Music (Mr. O'Bree) 3CL - Art (Mrs. Hickey) 3DX - LOTE (Miss Sun) 3TN - P.E (Mr. Herrera)
10:30 am - 11 am	<u>Specialists</u> You will be participating in your specialist classes. Please check ClassDojo for your lesson from your specialist teacher or complete the worksheet in your Homework pack. 3S0 - P.E (Mr. Herrera) 3CL - Music (Mr. O'Bree) 3DX - Art (Mrs. Hickey) 3TN - LOTE (Miss Sun)
11:00 am - 12 pm	LUNCH
12:00 pm - 12:30 pm	<u>Specialists</u> You will be participating in your specialist classes. Please check ClassDojo for your lesson from your specialist teacher or complete the worksheet in your Homework pack. 3S0 - LOTE (Miss Sun) 3CL - P.E (Mr. Herrera) 3DX - Music (Mr. O'Bree) 3TN - Art (Mrs. Hickey)
12:30 pm - 1 pm	<u>Digital Technologies</u> Please complete the Digital Technology task for Ms. Faraj on ClassDojo.
1 pm - 1:30 pm	<u>S.E.L. Perseverance 'Katie Discovers the Dip'</u>

	<p>The learning intention is to define perseverance and use it for ourselves.</p> <p>Watch the episode 'Katie Discovers the Dip' uploaded on Class Story. https://ideas.classdojo.com/f/perseverance-the-dip-1</p> <p>Activity:</p> <ol style="list-style-type: none"> 1. What is the dip? 2. Do you think Katie was in a dip? Why or why not? 3. What is perseverance? 4. How can Katie persevere? 5. How can you persevere?
1:20 pm - 2 pm	<u>Afternoon Google Meet and finishing off any learning activities from today</u>
2 pm - 2:30 pm	SNACK
2:30 pm - 3 pm	<p><u>Off Screen Time</u></p> <p>It's time to get off your devices!</p> <p>Complete a physical activity of your choice (e.g. sport game, riding bike, skipping, Just Dance) or play a game (e.g. cards, marbles, toys).</p>

LOTE

Name: _____ Class: _____ Date: _____

Chinese characters might look difficult to write and memorise, but you can use your creativity to help you remember these Characters.

For example:

niǎo



Bird



The Chinese character for "bird" looks like a drawing of a bird!

Now it's your turn! Turn these Chinese characters in to drawings that can help you remember its meaning and its form.

shān



mountain

Trace it!



Draw it!



huǒ



Fire



fēi



to fly



dà



Big





Holy Eucharist Catholic Primary School

1a Oleander Drive, St Albans South. VIC 3021

Phone: 8312 0900 Fax: 9366 8192

www.hestalbanssyth.catholic.edu.au



Grades 3 and 4

Learning Intentions: We are learning to create a Moana celebration streamer relating with our INQUIRY theme on 'Celebrations'.

Please watch the video to get ideas:

<https://www.youtube.com/watch?v=TrMtQ4Mc688>

Moana celebration streamer

Materials needed:

Coloured papers

Scissors

glue or glue stick



Moana
ocean

Moana—pronounced *moh-AH-nah in Polynesian language means related to water referring to places surrounded by water like Samoa or Hawaii

- If you don't have coloured paper use white or use coloured pencils to draw a moana garland
- You can recycle old streamers to get coloured paper or create your own

Music

Online Metronome link: <https://www.imusic-school.com/en/tools/online-metronome/>

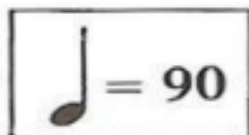
Music Term 4 Week 1

Gr. 3-6

In preparation for learning about Tempo (fast and slow) in music this term, click on this link and experiment with different speeds on a **metronome**. Don't know what a **metronome** is? Click here and find out.

[Online metronome | FREE interactive METRONOME](#)

Italian	English	Beats per minute
<i>Presto</i>	Very fast	168-208
<i>Allegro</i>	Fast	120-168
<i>Moderato</i>	Moderate speed	108-120
<i>Andante</i>	Moderate walking speed	76-108
<i>Adagio</i>	Slow (literally "at ease")	66-76
<i>Largo</i>	Slow and solemn	40-66



Tempo instruction

This sign means that the music has a tempo of 90 beats per minute.

These are the Italian words for different speeds. Try each of the numbers on the **metronome**.

Find out what speed your favourite music is using the **metronome**.

Digital Technologies

Video link: <https://vimeo.com/113869728>



Holy Eucharist Catholic Primary School

1a Oleander Drive, St Albans South, VIC 3021

Phone: 8312 0900 Fax: 9366 8192

www.hestalbansth.catholic.edu.au



Term 1 Weeks 1: Grades Two & Three

DIGITAL TECHNOLOGY: e-Safety

1. Watch the video about Cyberbullying - You're not alone.

In this video Hector and his friends celebrate being good digital citizens and help their good friend Ming to deal with a cyberbully. The link to the video - <https://vimeo.com/113869728>

2. Answer these questions in a Google doc, on this sheet or in your books:

How would Ming feel about the altered photo that made fun of her?

How would Ming feel about that photo being sent to many other people?

What could Hector and his friends do to help Ming?

Why was Ming upset?

What did Hector decide to do about Ming's problem?'

Who did Ming go and talk to about the problem?'

Why were Brooke and Bella laughing?

Why was Constable Solosolave pleased with the friends at the end?

What did Brooke and Bella do when they realised they had hurt Ming's feelings?

Can you think of a time when you felt sad and someone helped you feel better?

How could you help someone who is feeling sad?

3. Finally: Complete the image below

- On the T-Shirt, write 3 positive words you can use to describe yourself. For example, brave, smart, helpful, loyal.
- Draw your face and colour in the picture
- Write your name in the speech bubble.



Friday 8th October

<p>9 am - 10 am</p>	<p>Literacy: A Good or Bad Teacher *** Must DO and uploaded to your portfolio on Class Dojo***</p> <p>Watch the movie Matilda using the link on the ClassDojo page (43:40 mins - 57:50 mins).</p> <p><u>Reflect</u></p> <p>In this section of the movie Ms. Honey comments "It's wonderful that you feel so powerful. Most people don't feel very powerful at all." What do you think she means by this? Who might she be referring to?</p> <p>Today we are going to use <i>adjectives, adverbs and similes</i> to create and describe a teacher of our own. Remember:</p> <p>Adjectives are words that describe an animal, person, thing or thought! Adjectives include words that describe what something looks like and what it feels like to touch, taste, or smell (e.g. large, kind, beautiful).</p> <p>Adverbs are words that describe how an action is carried out. Adverbs can change or add detail to a verb or adjective (e.g. happily, slowly, quickly).</p> <p>A Simile is a figure of speech that compares two different things using 'like' or 'as'. Example, "Their cheeks are like roses".</p> <p>Activity: Create and design a 'Good' or 'Bad' teacher like Ms. Honey and Ms. Trunchbull in the movie Matilda.</p> <ol style="list-style-type: none"> 1. Draw what your teacher looks like on a large piece of paper. Remember to color it in. Make your character as descriptive as possible. 2. Use Adjectives to label your characters internal and external features. 3. Write as many descriptive sentences as you can underneath the character. Use the adjectives, adverbs and similes to describe your character's traits. <p>Examples:</p> <ul style="list-style-type: none"> • Ms. Trunchbull is attractive to look at and built like a tank. • Ms Trunchbull has a thick, stocky, muscular body and wear a uniform similar to a soldier's • When Ms. Trunchbull moves around the school, she doesn't walk, she marches, and when she marches, everyone gets out of her way!
<p>10 am - 11 am</p>	<p>Maths: 3D Shapes - Pyramids</p> <p>Today we are going to have a look at pyramids. A pyramid is a type of 3D shape. It has triangle faces that all meet at a top, which is called the apex. The name of a pyramid comes from its base shape.</p> <p>Speed & Accuracy: Play Hit the Button at: https://www.topmarks.co.uk/maths-games/hit-the-button. Choose one of the areas: Number Bonds, Doubles, Halves, Times Tables, Division Facts or Square Numbers to practise.</p> <p>Activity:</p> <ol style="list-style-type: none"> 1) Watch What is a Pyramid at: https://www.youtube.com/watch?v=XqWxpmd8x4w. 2) Complete the Pyramid sheet below. 3) Double check your work. 4) Hand in your work to your teacher. <p>Optional Extension:</p> <p>Have a go at making a paper square pyramid by looking at this tutorial! https://www.youtube.com/watch?v=yfL_KwJQr5k Take a photo of your work and post it to your portfolio in ClassDojo.</p>
<p>11 am - 12 pm</p>	<p>LUNCH</p>

<p>12 pm - 1pm</p>	<p><u>R.E: October the Month of the Rosary</u></p> <p>The learning intention is to learn what the rosary beads are and how to use them.</p> <ol style="list-style-type: none"> 1. Watch this video and answer the questions in the worksheet below https://www.youtube.com/watch?v=GuT7HI7ZvfA 2. Copy out Hail Mary in your best handwriting and as you are decorating it, pray the Hail Mary <div data-bbox="260 456 959 952" data-label="Text"> <p style="text-align: center;">Full of Grace, The Lord is with thee. Blessed art thou among women, and blessed is the fruit of thy womb, Jesus. Holy Mary, Mother of God, pray for us sinners now, and at the hour of our death.</p> </div>
<p>1 pm - 1.30 pm</p>	<p><u>Silent Reading</u></p> <p>Read a book that you have at home, read a website or article online or you might like to use one of the following websites: https://storyboxlibrary.com.au/ https://www.sunshineonline.com.au/ Story Box Library and Sunshine Online Login Details: Username and Password: heps3021</p>
<p>1:30 pm - 2 pm</p>	<p><u>Afternoon Google Meet and finishing off any learning activities from today</u></p>
<p>2 pm - 2:30 pm</p>	<p>RECESS</p>
<p>2:30 pm - 3 pm</p>	<p><u>Off Screen Time</u> It's time to get off your devices! You can play a game, play outside, read a book, have a chat with your family.</p>

Maths - Pyramids

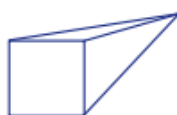


1 Name these pyramids.

a



b



c



Pyramids:

- have one base.
- all other faces are triangles.
- are named by the shape of the base.

2 Circle the pyramids. Draw a square around the prisms.

A



B



C



D



E



a How many faces has shape D? b shape A?

c Which picture shows a square pyramid?


d Which picture shows a rectangular prism?

3 Draw each face.

					
---	--	--	--	--	--



Challenge! How many everyday items can you name that are pyramid-shaped or triangular prisms?



<u>R.E: October the Month of the Rosary</u>	
--	--

What are these things?	
------------------------	--

Who gave them to St Dominic and in what year?	
---	--

Who used them in the past and why?	
------------------------------------	--

What are they used for now?	
-----------------------------	--

What are the 4 types of mysteries?	
------------------------------------	--

What prayers do you need to know to pray the Rosary properly?	
---	--

How can they help people?	
---------------------------	--