



Holy Eucharist Catholic Primary School

1a Oleander Drive, St Albans South. VIC 3021

Phone: 8312 0900 Fax: 9366 8192

www.hestalbanssth.catholic.edu.au



Grade 3


Modified Remote Learning Pack

Week Beginning - Monday 11th October

Name: _____

Grade: _____

2D Shape Word Mat




circle



rectangle



triangle



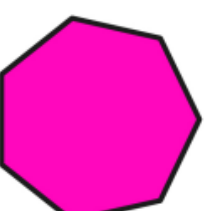
oval



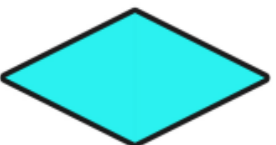
octagon



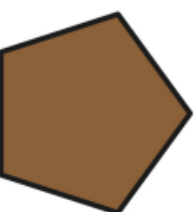
square



heptagon




rhombus



pentagon




hexagon



kite

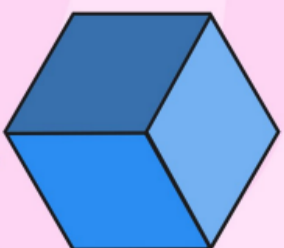
3D Shapes Word Mat



sphere



cylinder




cube



pyramid



rectangular
prism



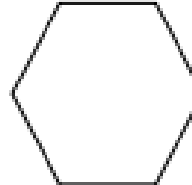

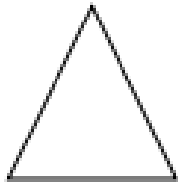
cone



triangular
prism

2D Shapes and 3D Objects (A)

- ① Draw a line to match each shape to its name.
Circle the corners on each shape.



rectangle

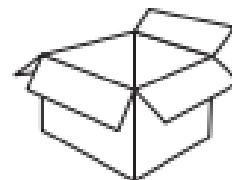
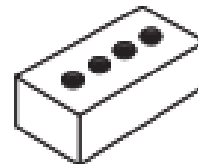

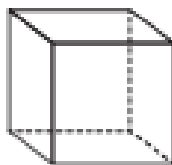
triangle

circle

square

hexagon

- ② Draw a line to match the 3D object to its everyday object.

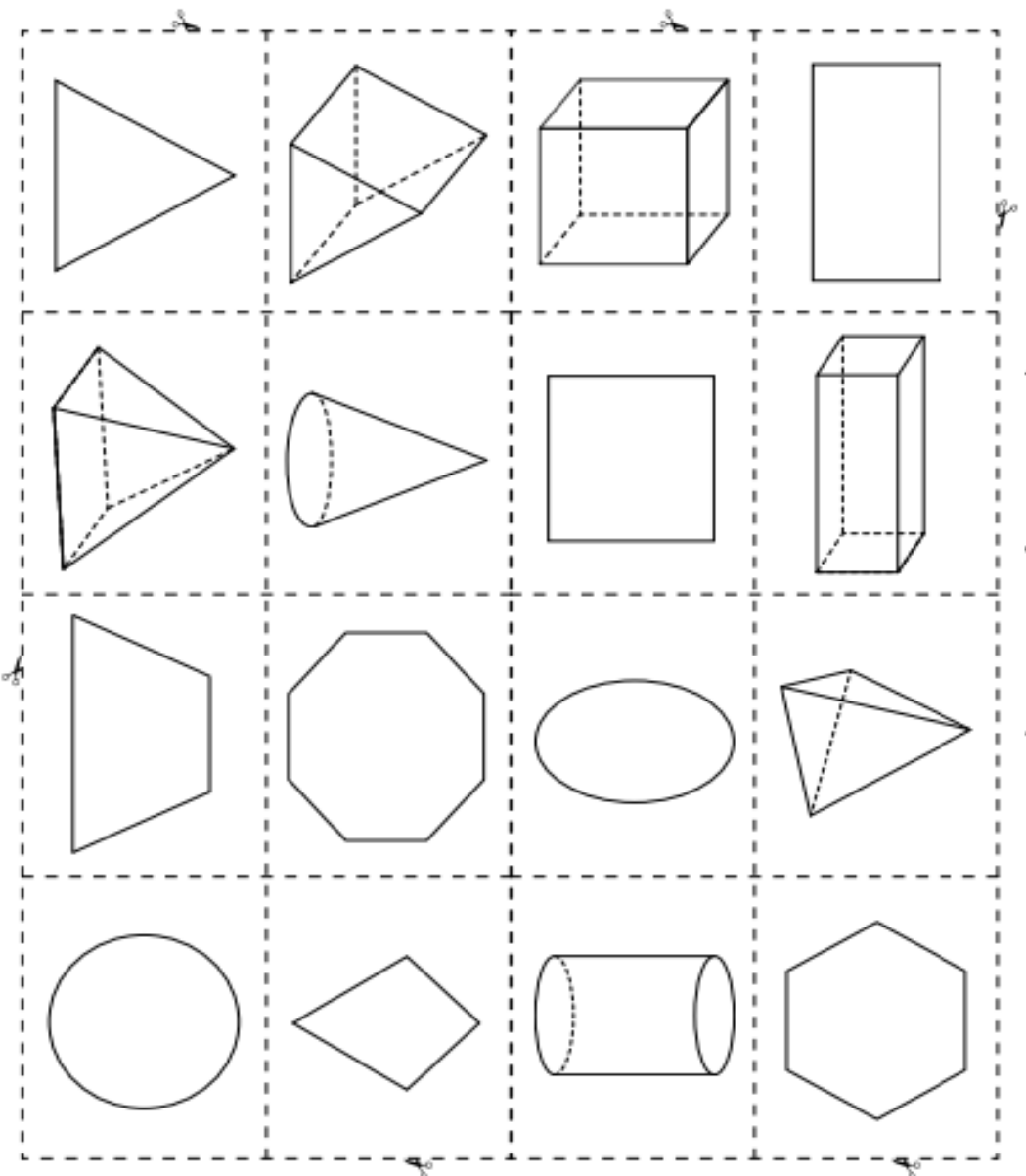


2D Shapes and 3D Objects - Sorting Activity

2D Shapes	3D Objects

2D Shapes and 3D Objects - Sorting Activity

Cut out the pictures and sort them into 2D shapes and 3D objects. Glue the pictures into the correct column on the table.



2D Shape Match

Cover each box with the correct 2D shape.

I am a square.

I have 6 sides.

I have 4 equal sides and my opposite angles are equal.

I have opposite sides that are equal.

I am a rhombus.

I have 4 equal sides and 4 equal angles.

I am a triangle.

I have no angles.

I am a rectangle

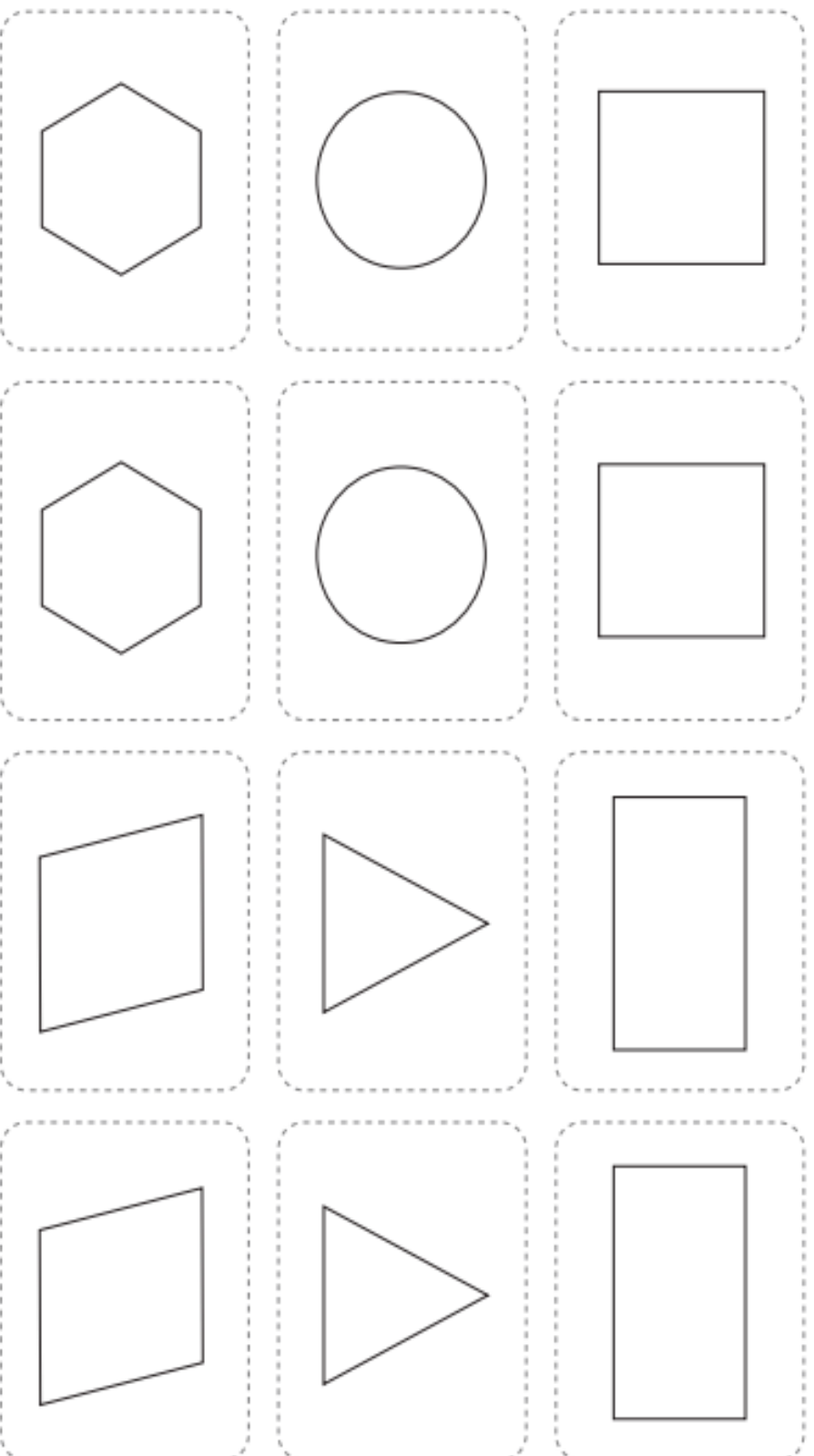
I have 3 sides.

I am a circle.

I am a hexagon.

2D Shape Match - Shapes

Cut out the 2D shapes to use on the shape match mat.



Spelling

1) Read the following words below:

RED
ear
dear
near
clear
fear
hear
mishear
gear

2) Complete the activity:

SCRABBLE TIME

Add up your words using the scrabble tiles and write the total:

A ₁	B ₃	C ₃	D ₂	E ₁	F ₄	G ₂	H ₄	I ₁
J ₈	K ₅	L ₁	M ₃	N ₁	O ₁	P ₃	Q ₁₀	R ₁
S ₁	T ₁	U ₁	V ₄	W ₄	X ₈	Y ₄	Z ₁₀	

WORD	TOTAL	WORD	TOTAL

Teach TEHS

Dolphins



What do dolphins look like?

A dolphin is a sea animal. They have two fins on the side and one on the back to help them to swim fast. They can be a mix of black, white and grey. Dolphins have fat under the skin to keep them warm in the cold seas. They breathe out of a nostril on the top of their head called a blowhole.



Where do dolphins live?

Dolphins live in seas and rivers. They live together in groups called 'pods'.



What do dolphins eat?

Dolphins eat fish. They wait for the fish to jump out of the sea into their mouth.



What do dolphins do?

Dolphins can jump out of the water and flip over to land on their back, belly or side. This is called 'breach'. They breach to let other dolphins know about food nearby.



Questions

1. Why do dolphins have two fins on the side and one on the back? Tick one.
 - to help them to jump out the water
 - so they can swim on their back
 - to help them to swim fast
2. Why do dolphins have fat under the skin? Tick one.
 - to keep them warm
 - to make them bigger
 - to help them swim down
3. What is the name of the nostril on the top of their head? Tick one.
 - horn hole
 - blowhole
 - spray hole
4. What do dolphins eat? Tick one.
 - plants
 - toast
 - fish
5. What is it called when dolphins jump out of the water and flip over to land on their back, belly or side? Tick one.
 - breach
 - splash
 - spin

Correct the Sentence Punctuation

Write the correct sentence underneath by adding in capital letters, full stops and question marks, where they are needed.

1. my brother's dog is called tess

2. on sunday she went to the park

3. australia day is on january 26th

4. toby and mark are going to perth in march

5. martha took her children to the zoo yesterday

6. when i go to the shop i get some chips

7. sameera and i are going to town on friday

8. did you sell lollies at the fair

9. my mum has a cat he is called tom

10. have you got a dress for the prom

Writing Super Sentences

I can use a capital letter at the start of a sentence.
I can use a full stop at the end of a sentence.



1. Insert the capital letters and full stops to complete the sentences.

- a. _____atman has black boots____
b. _____uperheroes can fly up into the air____

2. Use the words and pictures to help you to write your own super sentences.

- a. fast superhero run
this can



- b. greenman strong superhero
is a



Oral Language

The Circus



- Look at the picture. Talk about what is going on.
- What colours can you see in the picture?
- Who and what is in the picture?
- Have you ever been to the circus? If so, did you enjoy it?
- What goes on at a circus?
- Who works in the circus?
- What things make people laugh when they go to the circus?
- What things might scare people when they go to the circus?
- Who or what would you most like to be in the circus?
- Would you like to work in the circus? Why or why not?