



Holy Eucharist Catholic Primary School

1a Oleander Drive, St Albans South. VIC 3021

Phone: 8312 0900 Fax: 9366 8192

www.hestalbanssth.catholic.edu.au



Grade 3

Remote Learning Pack

Week Beginning - Monday 18th October, 2021

Name: _____

Grade: _____

Monday 18th October

9 am - 9:50 am	<p>Literacy: What is Poetry?</p> <p>You can usually tell if a text is a poem by</p> <ul style="list-style-type: none"> • <i>how it looks</i> • <i>how it sounds</i> • <i>the language used.</i> <p>A poem uses words to paint a picture in your mind. It uses words to recall how something feels, or sounds like, or smells like.</p> <p>Activity: View and listen to the poem 'I Am Me' https://www.youtube.com/watch?v=KZsEr1fhgWY. Answer the questions in your book.</p> <ol style="list-style-type: none"> 1. What is this poem about? 2. Who do you think this poem was written for? 3. Why do you think the poet decided to write this poem? <p>Complete the table below:</p> <table border="1" data-bbox="424 734 1380 981"> <tr> <td>What verbs can you find in the poem?</td><td></td></tr> <tr> <td>What rhyming words can you find in the poem?</td><td></td></tr> <tr> <td>What are some words you would use to describe the pictures in the poem?</td><td></td></tr> </table>	What verbs can you find in the poem?		What rhyming words can you find in the poem?		What are some words you would use to describe the pictures in the poem?	
What verbs can you find in the poem?							
What rhyming words can you find in the poem?							
What are some words you would use to describe the pictures in the poem?							
9:50 am - 10:40 am	<p>Maths: Location and Transformation Pre-Assessment</p> <p>Today you will be doing a Pre-Assessment about the unit of location. This will demonstrate what you already know about the topic. It is ok if you cannot answer all the questions, as this is only the beginning of the unit. As this is an assessment, please remember to <i>do this by yourself with no support</i>.</p> <p>Speed & Accuracy: Complete Sunset Maths from Essential Assessment at https://www.essentialassessment.com.au/student/.</p> <p>Activity:</p> <ol style="list-style-type: none"> 1) Go to the Essential Assessment at: https://www.essentialassessment.com.au/student/ (If you need your login details, please message your teacher). 2) Go to Measurement and Geometry circles and then to the Location and Transformation Pre-Assessment. 3) Please ask the questions to the best of your ability. If you do not know the answer to a question, select 'I Don't Know'. 4) Double check your work at the end and then submit your test. <p>Optional Extension:</p> <p>Complete the My Numeracy Tasks in the area of Location from Essential Assessment at https://www.essentialassessment.com.au/student/.</p>						
10:40 am - 11:15 am	LUNCH						
11:15 am - 12 pm	<p>Inquiry: The Australian Flag</p> <p>Over the past few weeks we have been learning about Australia. We have looked at different symbols of Australia like animals, plants, locations and people. Today we are going to look at the Australian flag, it's history, symbols</p>						

	<p>and meaning to Australians.</p> <p>Activity:</p> <ol style="list-style-type: none"> 1) Watch BTN: Australia's Flag video at: https://www.abc.net.au/btn/classroom/australias-flag/11460832. 2) Using the information from the video, answer the following questions about the Australian flag: <ol style="list-style-type: none"> a) Who designed the Australian flag? b) When was the Australian flag designed? c) When did Australia become a federation? d) Which national flag does the Union Jack symbol come from? e) What is the Southern Cross? f) What does the 6-pointed star on the Australian flag represent? g) Do you think the Australian flag should be changed? Why or why not?
12 pm - 12.30 pm	<p><u>Spelling - c graph</u></p> <p>The learning intention is to spell the graph 'c' like in the word <i>city</i>.</p> <ol style="list-style-type: none"> 1) Look at the /c/ words below. 2) Read the words in your spelling colour group out a loud. 3) Practise saying the words a few times. 4) Choose any 2 activities from the Spelling Choice Board below. 5) Read the instructions carefully and complete the activities. Make sure you label the title of each activity in your book or paper.
12:30 pm - 1 pm	<u>Afternoon Google Meet and finishing off any learning activities from today</u>
1 pm - 2 pm	LUNCH
2 pm - 3 pm	<p><u>Off Screen Time</u></p> <p>It's time to get off your devices! You can play a game, play outside, read a book, have a chat with your family.</p>

Spelling

WEEK 3

FOCUS: The graph /c/ making the phoneme 's' like in city

RED	BLUE	GREEN
city	recycling	policy
cent	centre	decide
cell	centimetre	citizen
circus	bicep	civilisation
celery	policy	civilisation
acid	decide	Participation
canel	citizen	cancellation
Principal	civilisation	decision



Spelling - Choice Board (A)

Pyramid Words

Spell each of your words adding just one letter at a time, so you make a pyramid.



Add 'Em Up!

Write your spelling words. Total up the value of each spelling word.

Vowels = 5 points
Consonants = 2 points

Ask A Question?

Use each of your spelling words to write a question. Make sure you use a question mark!

Silly Story

Write a silly story (a paragraph) using all of your spelling words. Underline your spelling words.

Follow the Swirl

Draw a swirly line. Write your words over and over along the line.



Colour Code

Write the vowels in blue and the consonants in red.

create

Code Creation

Assign each letter of the alphabet a number. Write each word using your code.

Picture Perfect

Write each word and draw a picture to represent each word.



zebra

Thesaurus Dig

Choose 5 of your spelling words and find antonyms for them. Choose 5 of your words and find synonyms for them.

Tuesday 19th October

9 am - 9:50
am

Literacy: Poetic Devices

Poetic devices are the tools that poets use when writing poems. The three poetic devices we will look at are:

- Structure- A poem which uses 'structure' as a poetic device is a Cinquain poem
- Rhyme- A poem which uses 'rhyme' as a poetic device is a Rhyming Couplets poem
- Imagery- A poem which uses 'imagery' as a poetic device is a Colour poem

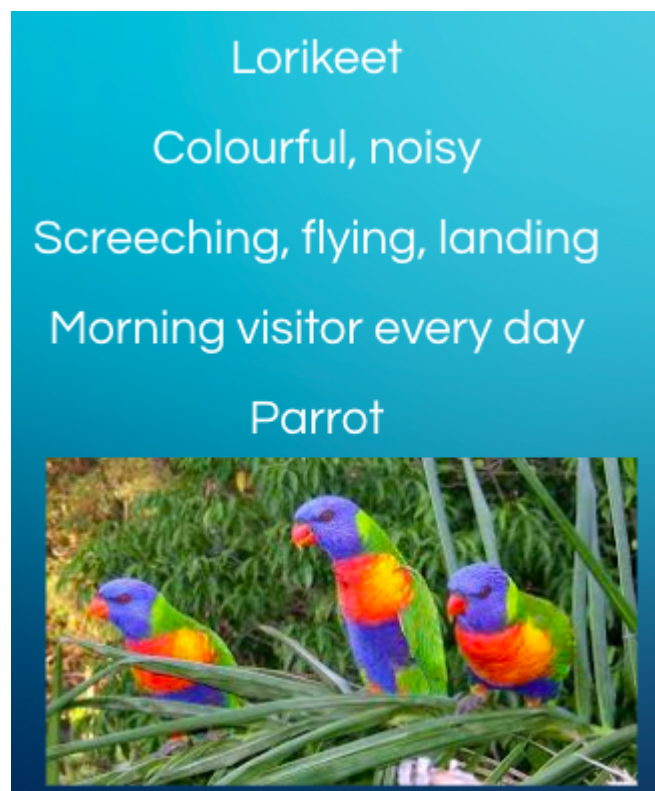
Cinquain Poem

- The Cinquain is a poem with only 5 lines
- Each line has a different number of words
- Each line uses a different type of word: noun, adjectives, verbs, and a descriptive phrase or sentence.

STRUCTURE:

Line 1	1 word	Noun	the title or name of the subject
Line 2	2 words	Adjectives	describing the subject
Line 3	3 words	Verbs	describing the subject's actions
Line 4	4 words	Descriptive	a feeling or opinion about the subject
Line 5	1 word	Noun	another name for the subject

Here is an example of a Cinquains poem which uses 'structure' as its poetic device.



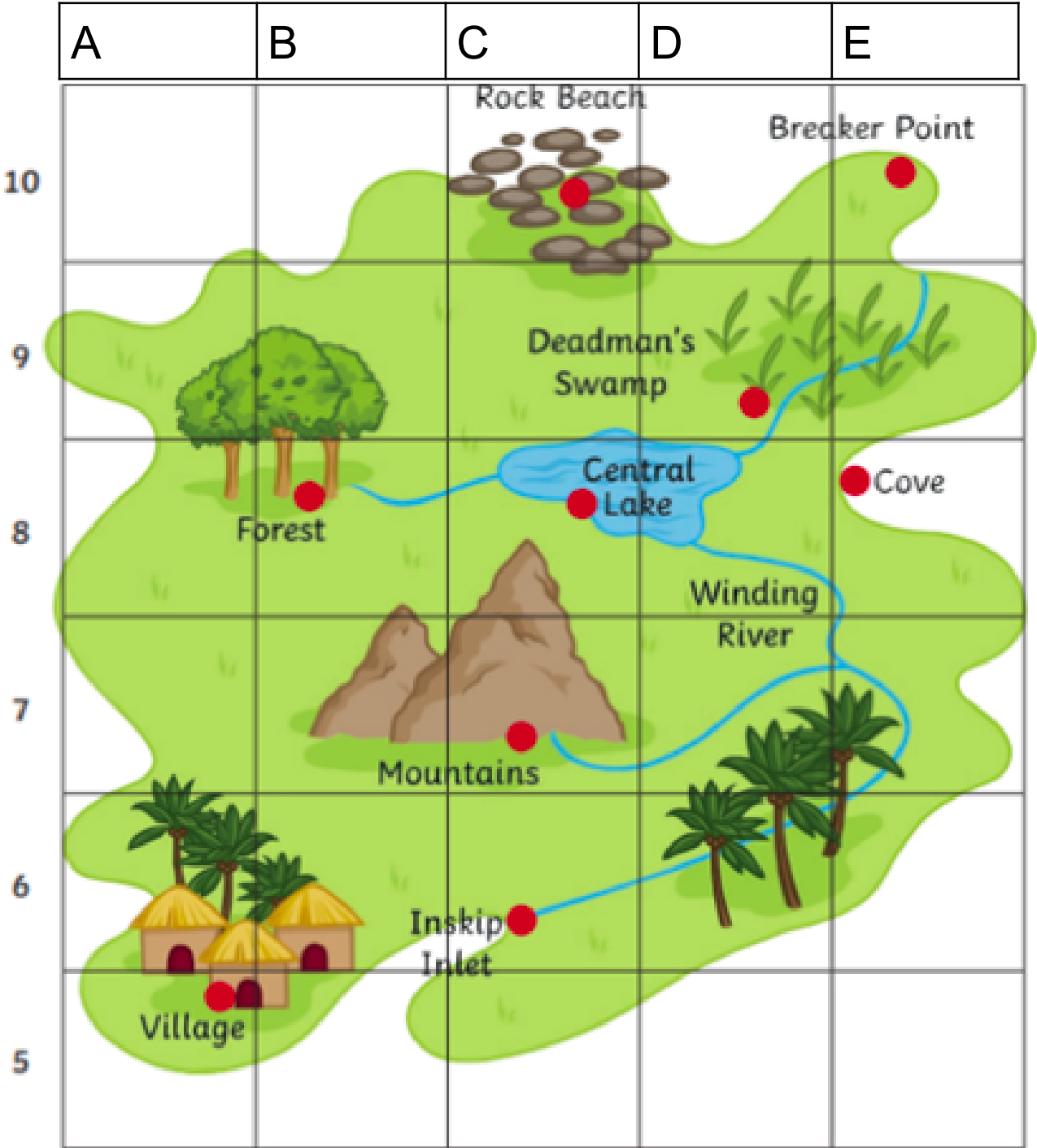
Activity:

Following the structure above, have a go at writing a Cinquain poem.

	Remember, line 1 is a noun, line 2 is two adjectives, etc... If you are stuck on an idea for your poem, use the noun 'Bear' as a starting point for a subject.
9:50 am - 10:40 am	<p>Maths: Grid Maps</p> <p>Speed & Accuracy: Complete the My Numeracy Tasks in the area of Location from Essential Assessment at https://www.essentialassessment.com.au/student/.</p> <p>Activity:</p> <ol style="list-style-type: none"> 1. Watch the video https://www.youtube.com/watch?v=KMDQhX4r8q8 to see how to use the alphanumeric grid. Remember the letter goes first, so A1 not 1A. 2. Look at the Treasure Map image below. 3. Decide where you will bury the treasure. 4. Write the instructions using the Alphanumeric grid codes. E.g. Start at A5 in the village, Walk to C7 in the mountains And so onuntil you dig for the treasure. <p>Make it complicated! There is gold to be hidden/found.</p> <p>Optional Extension: Play Battleship online. https://www.learn4good.com/games/board/battleship.htm</p> <p>Question: What coordinates did you put your ships on? Where were your opponents' ships?</p>
10:40 am - 11:15 am	SNACK
11:15 am - 12:00 pm	<p>R.E: Crowning of Thorns: Today we are continuing to look at the sorrowful mysteries of the rosary. Remember these are based on stories from Good Friday, last week we looked at the Agony in the Garden and the Scourging in the Pillar. This week we are looking at the third and fourth story of the sorrowful mysteries.</p> <ol style="list-style-type: none"> 1) Read the following story Jesus is Mocked where the Soldiers put the crown of thorns. and have a look at some pictures of the crowns of thorns 2) Answer the questions below about the Crown of Thorns. 3) Optional: In a famous Church in Paris, Notre Dame, they have what may be the actual crown of thorns. Here is the video of the crown of thorns in real life <p>Jesus Is Mocked</p> <p>16 And the soldiers led him away inside the palace (that is, the governor's headquarters),^[b] and they called together the whole battalion.^[c] 17 And they clothed him in a purple cloak, and twisting together a crown of thorns, they put it on him. 18 And they began to salute him, "Hail, King of the Jews!" 19 And they were striking his head with a reed and spitting on him and kneeling down in homage to him. 20 And when they had mocked him, they stripped him of the purple cloak and put his own clothes on him. And they led him out to crucify him.</p>

	 
12 pm - 12.30 pm	<p>Silent Reading Read a book that you have at home, read a website or article online or you might like to use one of the following websites: https://storyboxlibrary.com.au/ https://www.sunshineonline.com.au/ Story Box Library and Sunshine Online Login Details: Username and Password: heps3021</p>
12:30 pm - 1 pm	<p><u>Afternoon Google Meet and finishing off any learning activities from today</u></p>
1 pm - 2 pm	<p>LUNCH</p>
2 pm - 3 pm	<p><u>Off Screen Time</u> It's time to get off your devices! You can play a game, play outside, read a book, have a chat with your family.</p>

Maths: Location: Grid Treasure Map



Religion - Carrying of the Cross

1. Write down the Who, What, Where and When from this story

Who _____

What _____

Where _____

When _____

2. Why did the soldiers mock (make fun) of Jesus?

3. Why do you think they gave him a crown of thorns and not an actual crown made of Gold?

Wednesday 20th October

9 am - 9:50 am

Literacy: Rhyming Couplets

- 'Couplet' means two. A couplet is a pair of lines of poetry that usually rhyme.
- Each line in a couplet will have a similar rhythm or beat. They will often be the same length. Below is an example of a Rhyming couplet:

'Roses are red, violets are blue
Chocolates are sweet, and so are you.

Or

Thunderbolts and lightning!
Very, very frightening!

Activity:

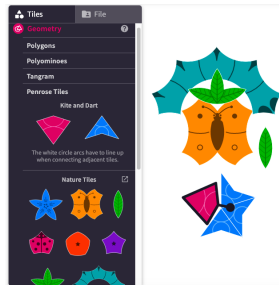
1. Write a list of rhyming words you might use in a couplet. Remember, the couplet will have one subject, so the words will have to relate to each other.
2. Write your own Couplet. Choose your topic, choose your two rhyming words, remember to try and stick to two lines only.

9:50 am - 10:40 am

Maths: Design Your Own Zoo Map

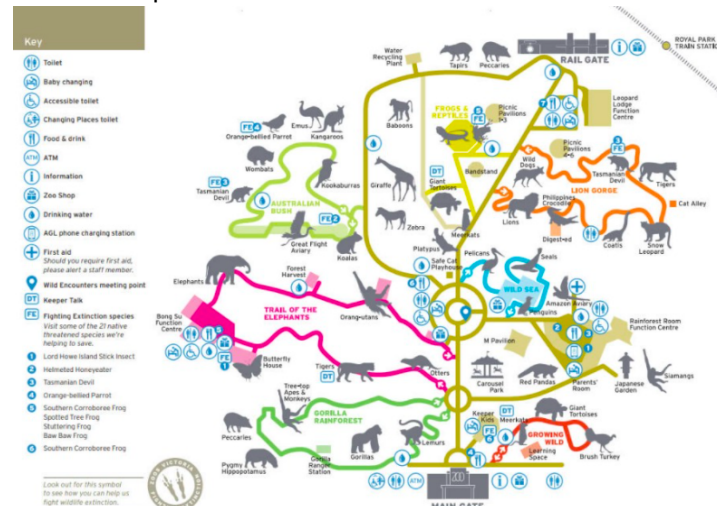
Speed & Accuracy:

1. Listen to this song about flip, turns and slides
<https://www.youtube.com/watch?v=sSsasVyYcdM>
2. Go to polypad <https://mathigon.org/polypad>
3. Under Geometry spend 10 minutes sliding and turning the Penrose tiles



Activity:

This is a map of the Melbourne Zoo.



You will be designing your own Zoo Map. You need to complete the worksheet below to design your own map. FOLLOW the instructions carefully.

Optional Extension:

Follow the instructions for drawing a picture

	<ul style="list-style-type: none"> - There is a triangle inside a rectangle - The rectangle is on the left of the square - There is a circle on the right of the rectangle - There is a semicircle between the rectangle and the square
10:40 am - 11:15 am	SNACK
11:15 am - 12pm	<p><u>Inquiry: My Australian Flag Design</u></p> <p>Earlier this week we learnt about the history, symbolism and meaning of the Australian flag. We also learnt that some people feel that the Australian flag does not represent Australia today and that it needs to change. Today you are going to plan and create your own design for a new Australian flag.</p> <p>Activity:</p> <ol style="list-style-type: none"> 1) Using what you have learnt about Australia, create a new design for an Australian flag in the template below. You can use any materials you wish (e.g. pencils, markers/textas, crayons, coloured paper etc.) Try to include symbols that you feel represent Australia and what it means to you. You might like to look at the selected Australian flag designs here: https://www.ausflag.com.au/flags-submitted.asp to get some ideas for your own design. 2) Explain your design using the sentence starters on the template.
12 pm - 12.30 pm	<p><u>Silent Reading</u></p> <p>Read a book that you have at home, read a website or article online or you might like to use one of the following websites: https://storyboxlibrary.com.au/ https://www.sunshineonline.com.au/</p> <p>Story Box Library and Sunshine Online Login Details: Username and Password: heps3021</p>
12:30 pm - 1 pm	<u>Afternoon Google Meet and finishing off any learning activities from today</u>
1 pm - 2 pm	LUNCH
2 pm - 3 pm	<p><u>Off Screen Time</u></p> <p>It's time to get off your devices! You can play a game, play outside, read a book, have a chat with your family.</p>

Maths - Design your own zoo map

	A	B	C	D	E
1					
2					
3					
4					
5					
6					
7					

Put the enclosures on the grid as follows

Elephants - E3

Zebras- F5

Snakes- B2

Koalas- A6

Wombats- C5

Cheetahs- E7

Draw pathways, trees and the fences

Extras

Where is the entrance? What grid coordinate?

Where will you put the lions? What grid coordinate?

Where are the monkeys? What grid coordinate?

Where are the toilets? What grid coordinate?

Inquiry - My Australian Flag Design

My flag design...

The symbols I used were...

I chose this design because....

Thursday 21st October

Today you will have your specialist classes. If you have any questions or problems about your tasks, please message your specialist teachers on ClassDojo or at the following email addresses:

- P.E (Mr. Herrera): Heribert.Herrera@hestalbanssth.catholic.edu.au
- Music (Mr. O'Bree): Damian.OBree@hestalbanssth.catholic.edu.au
- L.O.T.E/Chinese (Miss Sun): Miyi.Sun@hestalbanssth.catholic.edu.au
- Art (Mrs. Hickey): Shobha.Hickey@hestalbanssth.catholic.edu.au
- Digital Technologies (Ms. Faraj): Vivian.Faraj@hestalbanssth.catholic.edu.au

9:10 am - 9:30 am	<u>Whole School Liturgy</u>
9:30 am - 10 am	<u>Specialists</u> You will be participating in your specialist classes. Please check ClassDojo for your lesson from your specialist teacher or complete the worksheet in your Homework pack. 3S0 - Art (Mrs. Hickey) 3CL - LOTE (Miss Sun) 3DX - P.E (Mr. Herrera) 3TN - Music (Mr. O'Bree)
10 am - 10:30 am	<u>Specialists</u> You will be participating in your specialist classes. Please check ClassDojo for your lesson from your specialist teacher or complete the worksheet in your Homework pack. 3S0 - Music (Mr. O'Bree) 3CL - Art (Mrs. Hickey) 3DX - LOTE (Miss Sun) 3TN - P.E (Mr. Herrera)
10:30 am - 11 am	SNACK
11:00 am - 11:30 am	<u>Specialists</u> You will be participating in your specialist classes. Please check ClassDojo for your lesson from your specialist teacher or complete the worksheet in your Homework pack. 3S0 - P.E (Mr. Herrera) 3CL - Music (Mr. O'Bree) 3DX - Art (Mrs. Hickey) 3TN - LOTE (Miss Sun)
11:30 am - 12 pm	<u>Specialists</u> You will be participating in your specialist classes. Please check ClassDojo for your lesson from your specialist teacher or complete the worksheet in your Homework pack. 3S0 - LOTE (Miss Sun) 3CL - P.E (Mr. Herrera) 3DX - Music (Mr. O'Bree) 3TN - Art (Mrs. Hickey)
12 pm - 12:30 pm	<u>Digital Technologies</u> Please complete the Digital Technology task for Ms. Faraj on ClassDojo.

12:30 pm - 1 pm	<u>Afternoon Google Meet and finishing off any learning activities from today</u>
1 pm - 2 pm	LUNCH
2 pm - 2:30 pm	<p><u>S.E.L - Perseverance 'The Big Show'</u></p> <p>Watch the episode 'The Big Show' uploaded on Class Story. You can also view it here: https://ideas.classdojo.com/i/perseverance-the-dip-3</p> <p>Activity:</p> <ol style="list-style-type: none"> 1. How does it feel to escape the dip? 2. Can a person enter the dip more than once? 3. What sort of attitude should we have when thinking about others?
2:30 pm - 3 pm	<p><u>Off Screen Time</u></p> <p>It's time to get off your devices! Complete a physical activity of your choice (e.g. sport game, riding bike, skipping, Just Dance) or play a game (e.g. cards, marbles, toys).</p>

Visual Arts



Holy Eucharist Catholic Primary School

1a Oleander Drive, St Albans South. VIC 3021

Phone: 8312 0900 Fax: 9366 8192

www.hestalbansstcatholic.edu.au



GRADES 3 and 4

Visual Arts Term 4 Week 3

Learning Intentions:

This week you will learn to make a honeycomb streamer for a decoration piece to celebrate.

Materials:

Coloured paper. You can use one, two, three or even four colours if you wish to bring colour to your streamer, depending on what coloured papers you have at home or at school.

Glue

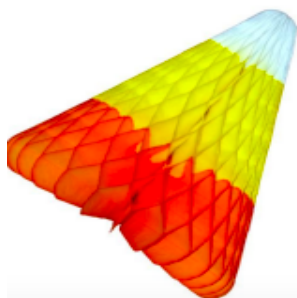
Scissors

Satay stick to apply glue

<https://www.youtube.com/watch?v=q-2PecGT7Zg>

Watch this video to get the ideas:

You will do the third activity, using the circles to make a honeycomb streamer. It depends how long you want to make it. I would use 8 circles to start with. Once you have traced one circle, you can cut out multiple circles by using that template



This is called a honeycomb except yours will be in circles. When you pull on either side, it will stretch and create a colourful streamer.

ENJOY !!

Week 3 Physical Education TASK Grade 3 & 6 Remote Learning

Hello 3-6 students, parents and carers,

Here are WEEK 3 activities, students can access the websites using a device. Some activities require sports equipment, use something from around the house that would do the same job as the sports equipment. You need a small space to do most of these activities, if you have outdoor space then use that.


STUDENTS:

If you don't have access to a digital device or internet, go for a bike ride, walk, little jog, kick to kick with siblings or adults (if weather permits).

Please do these activities or get outside and get active with siblings or adults. (If weather permits).

Remember to **HAND IN** your work by posting a picture on Google Classroom and answering the two questions for the main activity. (Class Dojo for Grade 3 students).

Students and Parents, please don't hesitate to contact me for any help or support on: heribert.herrera@hestalbanssth.catholic.edu.au

<p>Warm-Up 5 Minutes I'm learning to warm-up correctly.</p> <p>Learning Intention: I'm learning to warm-up correctly.</p>	<p>Equipment:</p> <ul style="list-style-type: none"> • Water Bottle • Yoga mat (if you have one) • Space to exercise <p>Warm Up Video: Link: Work-up with Mr H</p> <p>Warm up with Mr. Herrera</p>
<p>Activity or Skill Yoga Sessions Learning Intention:</p> <ul style="list-style-type: none"> • I'm learning to push myself and see how fit I am during this yoga session. 	<p>ACTIVITY Link: Feel Good Fit Flow Yoga with Lucy The Body Coach TV</p>
<p>Warm-Down</p> <p>Learning Intention:</p> <ul style="list-style-type: none"> • I'm learning to stretch correctly after my main activity. 	<p>Warm down for 5 to 10 minutes: Link:  Here's a STRETCHING routine you can use in any PE lesson + learn the muscles (part 1)</p>
<p>Stay Safe and take care of your family. Mr. Herrera Physical Education Teacher.</p>	

Music Term 4 Week 3

Gr. 3-6

 **Ging Gang Gooli**

Listen to and sing along to this fun song 'Ging Gang Gooli'.
Watch my video on Dojo for actions to go with it.

Ging Gang Goolee, Goolee, Goolee, Goolee Watcha
Ging Gang Goo Ging Gang Goo
Ging Gang Goolee, Goolee, Goolee, Goolee Watcha
Ging Gang Goo Ging Gang Goo
Hayla, Hayla Shayla, Hayla Shayla Hayla Ho-o-o!
Hayla, Hayla Shayla Hayla Shayla Hayla Ho-o-o!
Shalawally shallaway shalawally shalawally!
Oompah, Oompah, Oompah, Oompah!

Answer these questions:

- What is its speed: _____BPM (use the metronome)
- Tell me which Italian music word describes the song's tempo. _____
- Some parts of the song are sung slow and some sung fast. Which words are sung fast?

Name: _____ Class: _____ Date: _____


1	2	3	4	5	6	7	8	9	10
一	二	三	四	五	六	七	八	九	十


Activity 2: Trace and write the following Chinese character


百 bǎi hundred 一 十 百 百 百

百	百	百	百	百

Activity 2: Translate the following Chinese numbers into English numbers.

1.  二十五元 \Rightarrow

2.  三百六十七元 \Rightarrow

3.  九百四十八元 \Rightarrow



Holy Eucharist Catholic Primary School

1a Oleander Drive, St Albans South. VIC 3021

Phone: 8312 0900 Fax: 9386 8192

www.hestalbanssrh.catholic.edu.au



Year 3- 6, Term 4 Week 3: DIGITAL TECHNOLOGY: e-Safety

1. Watch the video about *Cybersmart Forever* - Take up the challenge! Be smart about sharing things online.
<https://vimeo.com/227210179>

2. Discuss the various parts from the video with your parents or friends

3. Complete the worksheet *Share/Post/Delete*

Read the following scenarios and decide what to do with the image. Circle the emoji that best describes the action you should apply to the image.




POST - This is a photo you would be happy for anyone to see



SHARE - This is someone else's photo that you could share



DELETE - This is a photo that should go straight in the trash



A classmate took this photo of one of your friends. He's looking grumpy!



Your mum took this pic of you and your horse and sent it to you. You want to share it with your close friends.



You took this selfie of you and your friend. It's so cute but her parents don't let her post pictures online.



You took this pic of your mum running. It looks pretty artistic and posted it on her picstagram. She said it's ok to share.



You took this sneaky pic of your sister crying. You're having a fight and want to share it with your best friend.



You took this picture of your friend when you were hanging out. He said you could post it and tag him.



Your mum took this picture when you were having a great time. You've checked with her and she agrees it's cute.



Your Dad took this picture of your family on holiday. You've been asked by your teacher to share holiday pictures with the class.



You took this picture of your friend. You ask him to share it and he agrees but looks really worried.

Friday 22nd October

9 am - 9:50
am

Literacy: Imagery- Colour Poem

Read the following poem and try to see/image this as a picture or movie in your head.
Did you see the leaves? What are the words that helped you see the leaves best?

Title — **Falling Leaves**

Stanzas — Graceful as a dancer,
Twirling through the **sky**. — **Rhyme**
Turning, tumbling, twisting,
Gently floating **by**.

Silent as a church mouse,
Gliding on the breeze.
Falling, floating, flying, — **Sound play**
Drifting through the trees.

Falling like a parachute, — **Figurative language**
To sleep upon the eaves.
Waiting, watching, whispering,
The ever-falling leaves.

‘Colour poems’ are usually about a single color, using descriptions, nouns, and other key words to express feelings about that color. Colour poems describe the colour using the 5 senses- looks, sounds, tastes, feels and smells. Example,

The colour RED

- Is a juicy, squishy tomato (tastes)
- Is a soft, velvety rose (feels)
- Is a fire truck flashing its emergency lights (looks)

Activity:

- 1) Choose a colour.
- 2) Use the 5 senses to write a sentence describing what that colour looks, sounds, tastes, feels and smells like. If you are stuck for an idea, start with the colour **BLUE**

Blue looks like ____
Blue sounds like ____
Blue smells like ____
Blue feels like ____
Blue tastes like ____

Here is an example of a colour poem using the colour ‘Yellow’

	<p><i>Yellow</i></p> <p><i>Yellow is the sight of blossoming daffodils in Springtime.</i></p> <p><i>Yellow is the sound of birds twittering in the treetops.</i></p> <p><i>Yellow is the smell of ripe lemons bursting with juice.</i></p> <p><i>Yellow is the gentle touch of the sun on my cheeks.</i></p> <p><i>Yellow is the taste of pineapples, passionfruits and mangos.</i></p> <p><i>Yellow is joyous.</i></p>
9:50 am - 10:40 am	<p>Maths: Essential Assessment - Number and Algebra</p> <p>Today you will be doing a Post-Assessment about the whole BIG topic of number and algebra. This will demonstrate what you already know about the topic. As this is an IMPORTANT assessment, please remember to <u>do this by yourself with no support</u>.</p> <p>Speed & Accuracy: Complete Sunset Maths from Essential Assessment at https://www.essentialassessment.com.au/student/.</p> <p>Activity:</p> <ol style="list-style-type: none"> 1) Go to the Essential Assessment at: https://www.essentialassessment.com.au/student/ (If you need your login details, please message your teacher). 2) Go to Number and Algebra and click on the General All Post assessment 3) Please ask the questions to the best of your ability. If you do not know the answer to a question, select 'I Don't Know'. 4) Double check your work at the end and then submit your test. <p>Optional Extension: Complete the My Numeracy Tasks in the area of number and algebra from Essential Assessment at https://www.essentialassessment.com.au/student/.</p>
10:40 am - 11:15 am	<p>SNACK</p>
11:15 am - 12 pm	<p>R.E: Carrying of the Cross</p> <p>Today we are continuing to look at the sorrowful mysteries of the rosary. Today we are learning about when Jesus carried the cross.</p> <ol style="list-style-type: none"> 1) Read the following story The Crucifixion of Jesus, where Jesus began his journey with the cross, and have a look at these pictures of this story. 2) Answer the questions below about the Carrying of the Cross. <p>The Crucifixion of Jesus</p> <p>26 As the soldiers led him away, they seized Simon from Cyrene, who was on his way in from the country, and put the cross on him and made him carry it behind Jesus. 27 A large number of people followed him, including women who mourned and wailed for him.</p>



<p>12 pm - 12.30 pm</p>	<p>Silent Reading Read a book that you have at home, read a website or article online or you might like to use one of the following websites: https://storyboxlibrary.com.au/ https://www.sunshineonline.com.au/ Story Box Library and Sunshine Online Login Details: Username and Password: heps3021</p>
<p>12:30 pm - 1 pm</p>	<p><u>Afternoon Google Meet and finishing off any learning activities from today</u></p>
<p>1 pm - 2 pm</p>	<p>LUNCH</p>
<p>2 pm - 3 pm</p>	<p><u>Off Screen Time</u> It's time to get off your devices! You can play a game, play outside, read a book, have a chat with your family.</p>

Religion - Crown of Thorns

1. Write down the Who, What, Where and When from this story

Who _____

What _____

Where _____

When _____

2. Why did Simon of Cyrene help Jesus?

3. Why do you think there were so many people crying for Jesus?
